

Iluka Resources Limited

Audit of 2023 Performance Reports

Douglas Mine Pit 23 by-product disposal site

March 2026



Question today Imagine tomorrow Create for the future

Audit of 2023 Performance Reports Douglas Mine Pit 23 by-product disposal site

Iluka Resources Limited

WSP
Level 11, 567 Collins St
Melbourne VIC 3000

Tel: +61 3 9861 1111
Fax: +61 3 9861 1144
wsp.com

Rev	Date	Details
A	December 2024	Draft
B	December 2025	Updated
C	March 2026	Final

	Name	Date	Signature
Prepared by:	Patrick Dunne	4 March 2026	
Prepared by:	Stephen Makin	4 March 2026	
Reviewed by:	Bruce Dawson	4 March 2026	
Approved by:	Bruce Dawson	4 March 2026	

WSP acknowledges that every project we work on takes place on First Peoples lands.
We recognise Aboriginal and Torres Strait Islander Peoples as the first scientists and engineers and pay our respects to Elders past and present.

This document may contain confidential and legally privileged information, neither of which are intended to be waived, and must be used only for its intended purpose. Any unauthorised copying, dissemination or use in any form or by any means other than by the addressee, is strictly prohibited. If you have received this document in error or by any means other than as authorised addressee, please notify us immediately and we will arrange for its return to us.



Table of contents

1	Introduction	1
2	Planning Permit Requirements	2
2.1	Methodology	2
2.2	Incoming Waste Monitoring Plan.....	2
2.3	Environment Management Plan	2
2.4	Rehabilitation and Vegetation Management Plan	3
3	Environmental Auditor.....	4
4	Site Location.....	5
5	Incoming Waste Monitoring Plan Performance Report.....	6
6	Environmental Management Plan and Rehabilitation Performance Report	7
7	Rehabilitation and Vegetation Management Plan.....	8
8	Other Previous Audit Findings.....	9
9	References	12
10	Limitations	14

1 Introduction

WSP Australia Pty Ltd (WSP) was engaged by Iluka Resources Limited (Iluka) to undertake an independent audit of the Performance Reports for the Pit 23 By-products Disposal Facility, located in the municipality of the Horsham Rural City in the Kanagulk area (the site). The independent audit (audit) is a requirement of Planning Permit 15-105 (the planning permit), issued by Horsham Rural City Council (Council). The Performance Reports, prepared by Iluka, provide a summary of the waste acceptance, monitoring and management undertaken at the site during the year ended 31 December 2023. The two Performance Reports prepared by Iluka for 2023 are as follows:

- Environmental Management Plan and Rehabilitation Performance Report (EMP Performance Report) 2023 (Iluka, 2025a); and,
- Incoming Waste Monitoring Plan Performance Report (IWMP Performance Report) 2023 (Iluka, 2025b).

The EMP Performance Report is audited against the reporting requirements listed in Section 12 of Iluka's *Pit 23 Environmental Management Plan Rev 5.1 (EMP)* (Iluka, 2020). Section 13.1.2 of the EMP requires that:

"... the selected auditor will be required to audit EMP and Rehabilitation Performance Report to confirm its completeness and accuracy in terms of compliance of the implementation of the plan and compliance with established standards and limits.

In addition to these audit functions the selected auditor will be invited to recommend amendments to the EMP to ensure future compliance."

Similarly, the IWMP Performance Report requires audit as per Section 5 of *Iluka's Pit 23 Incoming Waste Monitoring Plan Rev 5 (IWMP)* (Iluka, 2019), which states that:

"Reports will be provided to a suitably qualified auditor who will complete an audit of the data provided and compliance with this IWMP".

The auditor's reviews of the 2023 Performance Reports are provided in Appendix A (IWMP) and Appendix B (EMP & RVMP). The 2023 Performance Reports are provided in Appendix C (IWMP) and Appendix D (EMP & RVMP).

The Performance Reports cover the period from 1 January 2023 to 31 December 2023. A draft version of this Audit report was supplied to Iluka in 2024 and finalised in 2025 following receipt of updated performance reports from Iluka.

2 Planning Permit Requirements

2.1 Methodology

The Performance Reports were audited against the relevant requirements of Section 5 of the IWMP and Section 12 of the EMP. Additional documentation was sought from Iluka as needed to provide evidence of compliance with relevant sections of the IWMP and EMP.

Due to the limited waste disposal activities occurring at the site, a site inspection was not conducted as part of the audit. Assessment was therefore limited to desktop review of the Performance Reports and supporting documentation.

The recommendations of the previous Performance Reports (2017-2022) were also considered and a review of Iluka's response to these recommendations is provided in Section 8.

The audit of the IWMP Performance Report, EMP Performance Report and actions undertaken regarding previous audit report recommendations assessed compliance according to:

- 'Compliant'. The information indicated that the relevant requirement of the planning permit or plan had been met.
 - 'Not Compliant'. The information indicated that the relevant requirement of the planning permit or plan had not been met.
 - 'Not Applicable'. The relevant requirement was not applicable due to the operational status or the Auditor was unable to determine compliance due to the requirement being outside the scope of the audit.
-

2.2 Incoming Waste Monitoring Plan

The IWMP has been prepared to satisfy the requirements of Condition 14 of the Planning permit, namely:

14. Within 90 days of the commencement of this permit operating, an Incoming Waste Monitoring Plan (IWMP) must be submitted to the satisfaction of the responsible authority and the Department of Health and Human Services for approval by the responsible authority. Three copies of the IWMP must be submitted to the responsible authority. When approved by the responsible authority the IWMP will be endorsed and it will then form part of this permit. The IWMP must provide for:

- a. A monitoring and reporting system for ensuring that materials disposed of to Pit 23 are limited to those permitted under the conditions of this permit;*
- b. Recording of the origin, per load weight and radioactive properties of each incoming load;*
- c. Monitoring to ensure all vehicles transporting waste have fully secured and contained loads and that all waste loads have been transported in compliance with licensed requirements under the Radiation Act 2005;*
- d. Records of any transport incidents or spills and remedial actions taken in the event of such incidents; and*
- e. Annual auditing of records to verify compliance with the requirements of the IWMP.*

This audit has reviewed the IWMP Performance Report against relevant planning permit criteria, and Section 6 of the IWMP.

2.3 Environment Management Plan

The EMP has been prepared by Iluka to provide a framework for the management and monitoring of disposal operations at Pit 23. The EMP outlines:

- The operational, environmental and legal context for the permitted development;

- The operational methods to be used;
- Environmental issues that could compromise environmental performance if not managed appropriately; and,
- The monitoring program to be used for assessing the environmental performance and impact of Pit 23.

This audit has reviewed the EMP Performance Report against relevant planning permit criteria, and Section 12 (Reporting) and 13.1 (Auditor Functions) of the EMP.

2.4 Rehabilitation and Vegetation Management Plan

The *Rehabilitation and Vegetation Management Plan 2017* (RVMP) has been prepared by Iluka to provide a detailed management framework for rehabilitation of Pit 23. The RVMP outlines:

- The end use and rehabilitation objectives for the subject land;
- The methods to be used for rehabilitation and revegetation;
- Key issues that may compromise rehabilitation outcomes; and,
- Completion criteria and further monitoring post completion.

In relation to the audit of the *Rehabilitation and Vegetation Management Plan 2017*, the relevant planning permit requirements are:

42: The permit holder must prepare an EMP and Rehabilitation performance review report covering its compliance requirements under the various sub-components of the EMP and RVMP for provision to a suitably qualified environmental auditor as agreed by the Responsible Authority annually or less frequently as agreed to in writing, by the Responsible Authority.

43: The environmental auditor must review the EMP and Rehabilitation performance review report and provide conclusions on the report's content against its key sub-components, and recommendations for any required amendments to the plans ('auditor's review').

As of the writing of this audit, Pit 23 was still accepting material and as such, rehabilitation or revegetation has not yet been undertaken by Iluka.

3 Environmental Auditor

This audit review was undertaken by Bruce Dawson who is appointed as an Environmental Auditor (Industrial Facilities) under the *Environment Protection Act 2017*.

Bruce has over 35 years' experience in environmental management issues, encompassing industrial planning and assessment, auditing and policy development. Bruce joined Golder Associates Pty Ltd (now WSP) in 2010 as a Principal Environmental Consultant leading the development of performance assurance and industry sustainability services in the Melbourne office.

Bruce has extensive experience in assessing environmental performance and impact and associated strategies for effective management of statutory obligations in waste management, industrial operations, land development and infrastructure development.

Bruce was previously employed with the Environment Protection Authority Victoria (EPA) for 24 years. He was part of EPA's executive leadership team for 8 years, providing a key role in leading operational and policy program areas and lead implementation of EPA's environmental audit program.

Bruce undertakes auditing and assessment of landfill design and construction and risks associated with landfill gas migration. Bruce has extensive experience in development of environmental management plans and environmental policy to reduce environmental impact and compliance risks.

In undertaking this review, Bruce was supported by the following WSP personnel:

- Patrick Dunne, Associate Environmental Consultant.
- Stephen Makin, Principal Hydrogeologist.

4 Site Location

The Douglas Mineral Sands Mine (shown in Figure 4.1) is located in the municipality of the Horsham Rural City in the Kanagulk area. Iluka produces a number of by-products from its heavy mineral processing operation at its mineral separation plant (MSP) in Hamilton. The by-products produced from this processing are transported by truck from the Hamilton site to the Douglas Mine Site, where it is then disposed of in a mining void known as Pit 23. Pit 23 is shown in Figure 4.1. The IWMP and EMP apply management controls specifically to Pit 23 and its associated operations.

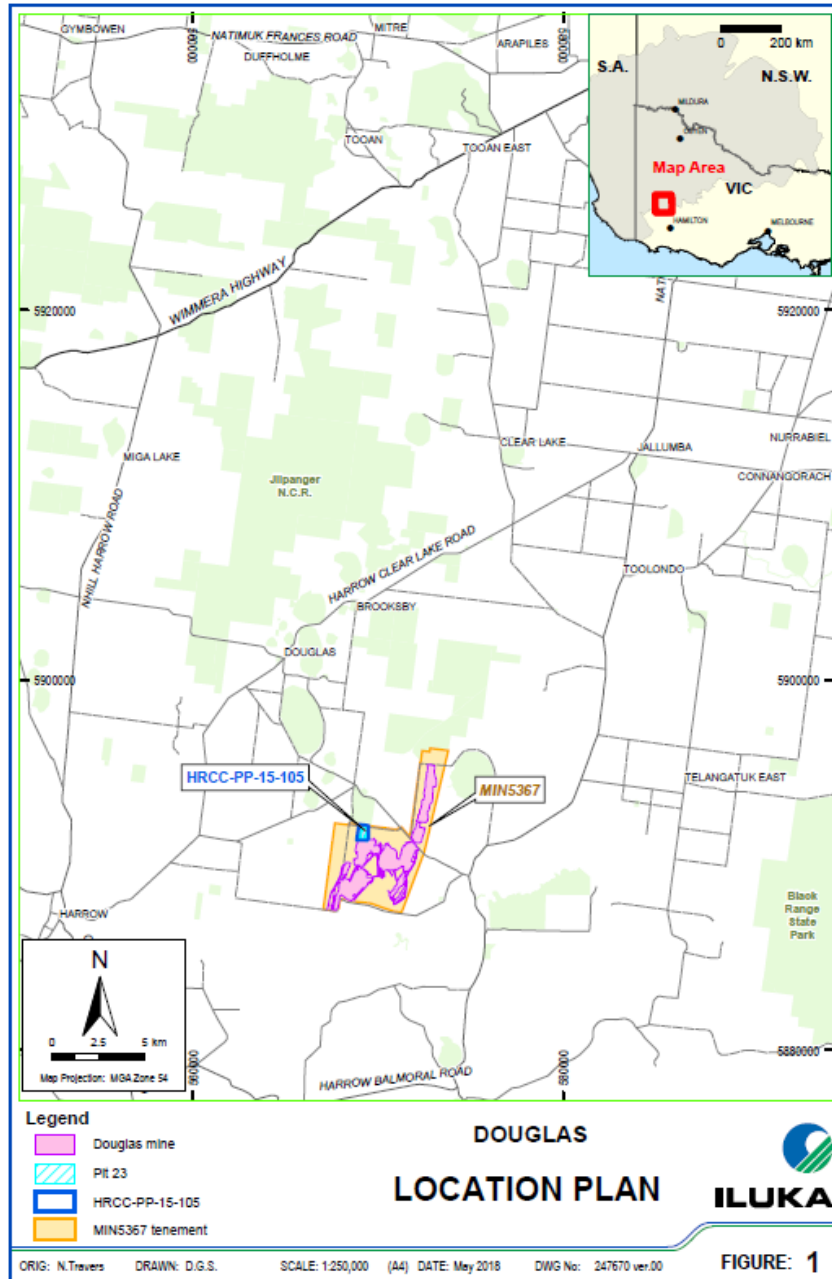


Figure 4.1 Site Location

5 Incoming Waste Monitoring Plan Performance Report

The Auditor's review of the IWMP Performance Report is attached as Appendix A. The review found that the Performance Report is in accordance with Section 5 of the IWMP.

The Auditor makes the following recommendations:

- Iluka should review Section 2.5 of the IWMP Performance Report and Section 5 of the IWMP to ensure contents align.
- Iluka should review the radioactivity testing methodology for MSP mineral by-product in Section 3 of the IWMP. Consideration should be given to the suitability of applying *EPA Victoria Industrial Waste Resource Guidelines – Soil Sampling* (EPA Publication 702, June 2009) to the testing of MSP mineral by-products.
- Iluka should review the units used for measuring and reporting the average concentration of uranium and thorium in used filter bags, and amend the IWMP and/or IWMP Performance Report accordingly.
- Iluka should conduct a review of the IWMP during the 2024 reporting period. Reference to the *EPA Victoria Industrial Waste Resource Guidelines – Soil Sampling* (EPA Publication 702, June 2009) should be updated, if applicable, to refer to the *EPA Victoria Soil Sampling for Waste Soils Guidance* (EPA Publication 702.2, May 2024).

6 Environmental Management Plan and Rehabilitation Performance Report

The Auditor's review of the EMP Performance Report is attached as Appendix B. The review found that the Performance Report is in accordance with Section 12 of the EMP with the exception of the following issues. The Auditor makes the following recommendations:

- Limited Quality Assurance and Quality Control (QA/QC) sampling was reported, consisting of one duplicate groundwater sample for the year, and no field blanks or surface water QA/QC, below the rate required by the EMP. QA/QC programs should be implemented as specified, the results assessed following each sampling round so corrective measures can be taken if required, and data quality validation reported in the annual report, including field and laboratory QA/QC measures.
- Conduct a review of the EMP during the 2024 reporting period in accordance with the review schedule. Note the following recommendation from the H1 2021 Audit Report:
 - Future revisions of the EMP & IWMP should reflect regulatory changes associated with the introduction of the *Environment Protection Act 2017* (the Act) from 1 July 2021. Under the Act, the *State Environment Protection Policy (SEPP Waters)* was superseded by the *Environment Reference Standard (ERS)*.

7 Rehabilitation and Vegetation Management Plan

The RVMP reporting requirements are listed in Section 2.4 of this report. Iluka's 2023 Performance Report for the RVMP was included in the 2023 EMP Performance Report.

Waste deposited into Pit 23 is identified in Section 3 of the EMP Performance Report.

It is acknowledged that Section 2.6 of Revision 1 of the 2023 EMP Performance Report, dated 28 August 2024, described 761,710 banked cubic metres of materials from the "tailings storage facility" being deposited into Pit 23 during the 2023 reporting period. The exact source of this material was not specified, and no supporting information (e.g. material description or sampling and analysis results) was provided. This information was not sufficient to determine whether the material was described in the RVMP.

In the final revision of the 2023 EMP Performance Report, Section 2.6 was revised to include additional identification of this material. Iluka stated the source of the material as follows:

- 435,365 banked cubic metres of intermediate cover, consisting of non-target materials such as sand, clays and oversize material generated during the extraction and on-site processing of ore at the Douglas mine, as described in Section 8.3 of the RVMP and Section 1.4.1 of the IWMP.
- 268,894 banked cubic metres of overburden placed on the intermediate cover as described in Section 8.3 of the RVMP.

The 2024 EMP Performance Report should include clear identification of the source of the material for deposition into Pit 23 to confirm consistency with the RVMP.

8 Other Previous Audit Findings

The audit of 2017 Mineral Sands By-product disposal reports (AECOM, 2017) was the first audit of the IWMP and EMP undertaken. Further audits were undertaken for the period between 2018 - 2022 by Golder and WSP (Golder, 2018; Golder, 2019; Golder, 2020a; Golder, 2020b; Golder, 2021; Golder, 2022a, WSP Golder, 2022b, WSP, 2023). Iluka has responded to recommendations in the previous reporting periods, with the outstanding recommendations provided in Table 8.1.

Table 8.1 Response to previous audit recommendations

Previous Audit Recommendation	Observation	Action Completed in 2023?	Recommendations
General Recommendations			
H2 2021 (WSP Golder, 2022b)	Where sediment is accidentally collected during sampling, another collection should be attempted once the water in at the collection site has settled.	No issues with sediment in samples reported in 2022.	None
H2 2021 (WSP Golder, 2022b)	<p>Addition of rolling medians to the graphs on Figures 7, 9 11, 12, and 13 would allow easier evaluation of trends in future Performance Reporting.</p> <p>The updated rolling medians could be added to the bottom of Table 4, as it has been done for Tables 6, 7 and 8. This would allow easier evaluation of trends and comparison to GWQO.</p>	This recommendation was implemented in the 2023 Performance Report.	None.
H1 2021 (Golder, 2022a)	Future revisions of the EMP & IWMP should reflect regulatory changes associated with the introduction of the <i>Environment Protection Act 2017</i> (the Act) from 1 July 2021. Under the Act, the State Environment Protection Policy (SEPP Waters) was superseded by the Environment Reference Standard (ERS). However, the elements of the SEPP referenced in the EMP have been maintained in the ERS, so the change does not require changes to the monitoring and assessment program, and updates may be made at the next required 3-year interval.	Pending – Actioned for next EMP/IWMP document review and update.	Update the EMP and IWMP to reflect regulatory changes associated with the introduction of the <i>Environment Protection Act 2017</i> (the Act) from 1 July 2021.

Previous Audit Recommendation	Observation	Action Completed in 2023?	Recommendations
2022 (WSP, 2023)	The new reported groundwater quality results should be compared to previous background conditions (i.e., calculated without including the new results). If the new results are considered to be consistent with natural background, they can then be included in a revised background for comparison with future results.	Iluka advised that background groundwater and surface water concentrations had been revised in an updated EMP, although this has not yet been reviewed by the Auditor.	Auditor to review updated EMP during next annual audit.
2022 (WSP, 2023)	In the event of future exceedances of the PM ₁₀ air quality limit Iluka should consider including assessment of relevant meteorological data in its assessment of likely contributing sources.	No exceedances of the PM ₁₀ air quality limit reported in 2023.	None
2022 (WSP, 2023)	It is recommended that the suitability of TSF material for rehabilitation purposes be evaluated and the RVMP be amended to make specific reference to the use of TSF material for rehabilitation.	As described in the 2023 Annual EMP Performance Report, Iluka has clarified that the “TSF material” used for rehabilitation purpose consists of the following: <ul style="list-style-type: none"> - Non-target materials generated during extraction and processing of ore at the Douglas mine, used for intermediate cover as per Section 1.4.1 of the IWMP. - Overburden placed over the intermediate cover, as per Section 8.3 of the RVMP. 	None

9 References

AECOM Audit of 2017 Mineral Sands By-product Disposal Annual Reports.

Golder Associates, 2018. Audit of 2018 Mineral Sands By-product Disposal EMP and IWMP Annual Reports (19121052-001-Rev0).

Golder Associates, 2019. Audit of H1 2019 Mineral Sands By-product Disposal EMP and IWMP Annual Reports (19121052-003-Rev1).

Golder Associates, 2020a. Audit of H2 2019 EMP and IWMP Performance Reports, Douglas Mine Pit 23 by-product disposal site (19121052-006-Rev1).

Golder Associates, 2020b. Audit of H1 2020 EMP and IWMP Performance Reports, Douglas Mine Pit 23 by-product disposal site (19121052-009-Rev0).

Golder Associates, 2020c. Review of Updated EMP and IWMP (19121052-004-L-Rev0).

Golder Associates, 2021. Audit of H2 2020 Performance Reports, Iluka Resources Limited, Douglas Mine Pit 23 by-product disposal site (19121052-011-Rev0).

Golder Associates, 2022a. Review of H1 2021 Performance Reports, Iluka Resources Limited, Douglas Mine Pit 23 by-product disposal site (19121052-013-R-Rev0).

Iluka Resources Ltd, 2016. Radiation Management Plan- Murray Basin Operations (Rev2) August 2016.

Iluka Resources Ltd, 2017. Rehabilitation and Vegetation Management Plan (Rev3) 12 April 2017.

Iluka Resources Ltd, 2019. Incoming Waste Monitoring Plan (Rev 5). (UDOCS 0058-1414587248-851) 29 October 2019.

Iluka Resources Ltd, 2020. Environment Management Plan (Rev 5.1) (UDOCS 0058-1414587248-1228) 14 August 2020.

Iluka Resources Ltd, 2021a. Planning Permit 15-105, EMP & Rehabilitation Performance Report – H2 2020. (UDOCS 0058-1414587248-1098, Final Rev0).

Iluka Resources Ltd, 2021b. Planning Permit 15-105, Incoming Waste Monitoring Plan Report H2 – 2020 (UDOCS 0090-426461582-2341, Final Rev0).

Iluka Resources Ltd, 2021c. Planning Permit 15-105, EMP & Rehabilitation Performance Report – H1 2021. (UDOCS 0058-1414587248-2780, Final Rev0).

Iluka Resources Ltd, 2021d. Planning Permit 15-105, Incoming Waste Monitoring Plan Report H1 – 2021 (UDOCS 0090-426461582-2769, Final Rev0).

Iluka Resources Ltd, 2021c. Planning Permit 15-105, EMP & Rehabilitation Performance Report – H2 2021. (UDOCS 0090-426461582-2779, Final Rev0).

Iluka Resources Ltd, 2021d. Planning Permit 15-105, Incoming Waste Monitoring Plan Report H2 – 2021 (UDOCS 0090-426461582-2900, Final Rev0).

Iluka Resources Ltd, 2023a. Planning Permit 15-105, EMP & Rehabilitation Performance Report 2022 (UDOCS 0090-426461582-2779, Final Rev v1).

Iluka Resources Ltd, 2023b. Planning Permit 15-105, Incoming Waste Monitoring Plan Report 2022 (UDOCS 0090-426461582-2900, Final Rev1).

Iluka Resources Ltd, 2025a. Planning Permit 15-105, EMP & Rehabilitation Performance Report 2023 (UDOCS 3867-39868-147628, Final Rev v3)¹.

Iluka Resources Ltd, 2025b. Planning Permit 15-105, Incoming Waste Monitoring Plan Report 2023 (UDOCS 3867-39868-147945, Final Rev3)².

WSP Golder, 2022b. Audit of H2 2021 Performance Reports, Iluka Resources Limited, Douglas Mine Pit 23 by-product disposal site (PS132009-001-R-Rev0).

WSP, 2023. Audit of 2022 Performance Reports, Iluka Resources Limited, Douglas Mine Pit 23 by-product disposal site (PS207028-WSP-MEL-ENV-REP-001-RevB).

Iluka Analytic Sampling Procedures

Analytical - Analysis using XRF 11/06/2015.

Analytical - Moisture Determination 10/09/2015.

Analytical - Sample Preparation - Fusion of Heavy Mineral 4/12/2008.

Analytical - Sample Preparation - Pulverising Grinding Samples 18/10/2014.

Analytical - Sample Preparation - Riffle Splitting 23/10/2014.

Analytical - XRF QA 23/07/2018.

High Volume Air Sampler, Sampling Procedure 26/07/2017.

Trucking Procedures

Work Instruction for Loading of Monazite & Ilmenite CL product at Iluka MSP V8 Kalari P/L 28/09/2015.

Emergency Response Procedure for Non Conductor Magnetics V2 Kalari P/L 8/02/2011.

Work Instruction for unloading MSP rejects at Pit 23 V2 Kalari P/L 13/08/2015.

¹ Updated report supplied in December 2025, although this is not reflected in the version history within the report.

² Updated report supplied December 2025, although Rev3 is dated 10/12/2024 within the report.

10 Limitations

This Report is provided by WSP Australia Pty Limited (*WSP*) for Iluka Resources Limited (*Client*) in response to specific instructions from the Client and in accordance with WSP's proposal dated 28 August 2024 and agreement with the Client dated 29 August 2024 (*Agreement*).

PERMITTED PURPOSE

This Report is provided by WSP for the purpose described in the Agreement and no responsibility is accepted by WSP for the use of the Report in whole or in part, for any other purpose (*Permitted Purpose*).

QUALIFICATIONS AND ASSUMPTIONS

The services undertaken by WSP in preparing this Report were limited to those specifically detailed in the Report and are subject to the scope, qualifications, assumptions and limitations set out in the Report or otherwise communicated to the Client.

Except as otherwise stated in the Report and to the extent that statements, opinions, facts, conclusion and / or recommendations in the Report (*Conclusions*) are based in whole or in part on information provided by the Client and other parties identified in the report (*Information*), those Conclusions are based on assumptions by WSP of the reliability, adequacy, accuracy and completeness of the Information and have not been verified. WSP accepts no responsibility for the Information.

WSP has prepared the Report without regard to any special interest of any person other than the Client when undertaking the services described in the Agreement or in preparing the Report.

USE AND RELIANCE

This Report should be read in its entirety and must not be copied, distributed or referred to in part only. The Report must not be reproduced without the written approval of WSP. WSP will not be responsible for interpretations or conclusions drawn by the reader. This Report (or sections of the Report) should not be used as part of a specification for a project or for incorporation into any other document without the prior agreement of WSP.

WSP is not (and will not be) obliged to provide an update of this Report to include any event, circumstance, revised Information or any matter coming to WSP's attention after the date of this Report. Data reported and Conclusions drawn are based solely on information made available to WSP at the time of preparing the Report. The passage of time; unexpected variations in ground conditions; manifestations of latent conditions; or the impact of future events (including (without limitation) changes in policy, legislation, guidelines, scientific knowledge; and changes in interpretation of policy by statutory authorities); may require further investigation or subsequent re-evaluation of the Conclusions.

This Report can only be relied upon for the Permitted Purpose and may not be relied upon for any other purpose. The Report does not purport to recommend or induce a decision to make (or not make) any purchase, disposal, investment, divestment, financial commitment or otherwise. It is the responsibility of the Client to accept (if the Client so chooses) any Conclusions contained within the Report and implement them in an appropriate, suitable and timely manner.

In the absence of express written consent of WSP, no responsibility is accepted by WSP for the use of the Report in whole or in part by any party other than the Client for any purpose whatsoever. Without the express written consent of WSP, any use which a third party makes of this Report or any reliance on (or decisions to be made) based on this Report is at the sole risk of those third parties without recourse to WSP. Third parties should make their own enquiries and obtain independent advice in relation to any matter dealt with or Conclusions expressed in the Report.

DISCLAIMER

No warranty, undertaking or guarantee whether expressed or implied, is made with respect to the data reported or the Conclusions drawn. To the fullest extent permitted at law, WSP, its related bodies corporate and its officers, employees and agents assumes no responsibility and will not be liable to any third party for, or in relation to any losses, damages or expenses (including any indirect, consequential or punitive losses or damages or any amounts for loss of profit, loss of revenue, loss of opportunity to earn profit, loss of production, loss of contract, increased operational costs, loss of business opportunity, site deprecation costs, business interruption or economic loss) of any kind whatsoever, suffered on incurred by a third party.

Appendix A

IWMP Performance Report Review



Source & Requirement	Observations (2023)	Compliance	Recommendations
Planning Permit Clause 14			
<p>Within 90 days of the commencement of this permit operating, an Incoming Waste Monitoring Plan (IWMP) must be submitted to the satisfaction of the responsible authority and the Department of Health and Human Services for approval by the responsible authority. Three copies of the IWMP must be submitted to the responsible authority. When approved by the responsible authority the IWMP will be endorsed and it will then form part of this permit. The IWMP must provide for:</p>		Compliant	
<p>A monitoring and reporting system for ensuring that materials disposed of to Pit 23 are limited to those permitted under the conditions of this permit.</p>	<p>Section 3.1 of the IWMP Performance Report provides a spreadsheet summary record describing waste disposed in Pit 23 in 2023. This spreadsheet summary states loads of incoming waste received, including:</p> <ul style="list-style-type: none"> - 158 loads (6,061.5 tonnes) of mineral by-product (dry circuit rejects) from the Hamilton Mineral Separation Plant (MSP); and - One load (4.5 tonnes) of used bag-house dust filter bags (used filter bags) from the Hamilton MSP. <p>These materials are permitted as per the acceptance criteria described in Section 2 of the IWMP.</p>	Compliant	

Source & Requirement	Observations (2023)	Compliance	Recommendations
<p>Recording the origin, per load weight and radioactive properties of each incoming load.</p>	<p>Section 3.1 of the IWMP Performance Report provides a summary of each material load received during the 2023 reporting period, including the origin and load weight. This included:</p> <ul style="list-style-type: none"> - 158 loads of mineral by-product (dry circuit rejects) from the Hamilton Mineral Separation Plant (MSP), weighing 6,061.5 tonnes total; and - One load of used bag-house dust filter bags (used filter bags) from the Hamilton MSP, weighing 4.5 tonnes total. <p>All loads were received between 1 – 30 May 2023.</p> <p>Section 3.2 of the IWMP Performance Report states that samples of MSP mineral by-product (dry circuit rejects) were taken for radionuclide analysis. A summary is provided of the total weight and radioactivity results for disposed MSP by-products during the 2023 reporting period, including:</p> <ul style="list-style-type: none"> - Uranium and thorium concentration for 158 loads of MSP mineral by-product (dry circuit rejects); - Uranium and thorium concentration for one load of used filter bags. 	<p>Compliant</p>	

Source & Requirement	Observations (2023)	Compliance	Recommendations
Monitoring to ensure all vehicles transporting waste have fully secured and contained loads and that all waste loads have been transported in compliance with licensed requirements under the Radiation Act 2005.	Work instruction for Loading of Monazite and Ilmenite CL product at the Iluka MSP- Hamilton site identifies that loads are to be secured and contained.	Compliant	
Records of any transport incidents or spills and remedial actions taken in the event of such incidents.	Section 3.3.1 of the IWMP Performance Report states that no transport incidents or spillages occurred during the 2023 reporting period.	Compliant	
Annual auditing of records to verify compliance with the requirements of the IWMP.	This report is provided in accordance with the requirement of the IWMP.	Compliant	
Amendments to the IWMP must be to the satisfaction of the responsible authority and Department of Health and Human Services and must only be made on written approval of the responsible authority.	No amendments to the IMMP were undertaken during the 2023 reporting period.	NA	
IWMP Section 2 Acceptance Criteria			
<p>2.1 Source Sites.</p> <p>Disposal to Pit 23 is restricted to materials that are listed under Section 1.4, above. <i>i.e.:</i></p> <ul style="list-style-type: none"> - the Hamilton Mineral Separation Plant (MSP); - the Douglas Mineral Sands Mine; - the Kulwin mineral sands mine site; - Woorack, Rownack and Pirro (WRP) mine site; - Heavy Mineral Concentrate (HMC) storage and train loading facilities at Hopetoun; and - Facilities operated by transport contractors associated with the Port of Portland. 	The IWMP Performance Report states that all waste received in the 2023 reporting period was sourced from the Hamilton MSP. This source is listed in the IWMP.	Compliant	

Source & Requirement	Observations (2023)	Compliance	Recommendations
<p>2.2 NORM contamination.</p> <p>Disposal to Pit 23 is restricted to materials that contain and are contaminated with naturally occurring radioactive material (NORM), which are:</p> <ul style="list-style-type: none"> - mineral by-products from the Hamilton MSP, including gypsum produced at the MSP; - used Bag-house dust filter bags (used filter bags); and - concrete or steel from the sites listed in Section 1.4 of the IWMP (<i>summarised above</i>). 	<p>Section 3.1 of the IWMP Performance Report provides a summary of each material load received during the 2023 reporting period. This included:</p> <ul style="list-style-type: none"> - 158 loads of mineral by-product (dry circuit rejects) from the Hamilton Mineral Separation Plant (MSP); and - One load of used bag-house dust filter bags (used filter bags) from the Hamilton MSP. <p>These materials are permitted as per the acceptance criteria described in Section 2 of the IWMP.</p>	Compliant	

Source & Requirement	Observations (2023)	Compliance	Recommendations
<p>2.2.1 Mineral separation plant by-products.</p> <p>The Hamilton MSP by-products to disposed into Pit 23 are:</p> <ul style="list-style-type: none"> - Wet circuit rejects; - Dry circuit rejects; - Gypsum; and - any combination of the above (i.e. where these waste streams are mixed or blended to improve consistency and to achieve the required 'spreadable' consistency). <p>Ongoing monitoring of by-product materials destined for Pit 23 will be conducted as confirmation of compliance to the waste acceptance criteria specified in the Permit.</p>	<p>Section 3.1 of the IWMP Performance Report provides a spreadsheet summary record describing materials disposed in Pit 23 in 2023, including</p> <ul style="list-style-type: none"> - 158 loads of mineral by-product (dry circuit rejects) from the Hamilton Mineral Separation Plant (MSP). <p>This material is permitted as per the acceptance criteria described in Section 2 of the IWMP.</p> <p>Section 3.2 of the IWMP Performance Report provides a summary of the radioactivity results for disposed MSP by-products during the 2023 reporting period, including:</p> <ul style="list-style-type: none"> - Uranium and thorium concentration for 158 loads of MSP mineral by-product (dry circuit rejects). 	Compliant	

Source & Requirement	Observations (2023)	Compliance	Recommendations
<p>2.2.2 Bag-house dust filter bags.</p> <p>Monitoring of dust filter bags will be conducted to confirm that they contain NORM prior to transport to Douglas for disposal.</p>	<p>Section 3.1 of the IWMP Performance Report provides a spreadsheet summary record describing materials disposed in Pit 23 in 2023, including:</p> <ul style="list-style-type: none"> - One load of used bag-house dust filter bags (used filter bags) from the Hamilton MSP. <p>Section 3.2 of the IWMP Performance Report provides a summary of the total radioactivity results for disposed MSP by-products during the 2023 reporting period, including:</p> <ul style="list-style-type: none"> - Uranium and thorium concentration for one load of used filter bags. 	Compliant	
<p>2.2.3 NORM-contaminated concrete and steel.</p> <p>The classification of material for acceptance or otherwise into Pit 23 is outlined in Section 3.3.</p>	No NORM-contaminated concrete or steel was disposed to Pit 23 during the 2023 reporting period.	NA	
<p>2.3 Material Description and physical form.</p> <p>Import for disposal into Pit 23 is restricted to the following materials:</p> <ul style="list-style-type: none"> - non-liquid waste by-products associated with or sourced through mineral sands processing undertaken at the Hamilton MSP containing or contaminated with NORM; - used dust filter bags from the Hamilton MSP containing or contaminated with NORM; and 	<p>Section 3.1 of the IWMP Performance Report provides a spreadsheet summary record describing materials disposed in Pit 23 in 2023. This spreadsheet summary states loads of incoming waste received in 2023 included:</p> <ul style="list-style-type: none"> - 158 loads of mineral by-product (dry circuit rejects) from the Hamilton Mineral Separation Plant (MSP), all in dry form; and 	Compliant	

Source & Requirement	Observations (2023)	Compliance	Recommendations
<p>- NORM-contaminated concrete and steel associated with plant and infrastructure from the sites listed in Section 1.4 above.</p> <p>The waste acceptance criteria related to material description and physical form relates principally to the MSP by-products which must be in dry or moist ‘spreadable’ (i.e. non-liquid or slurry) form.</p>	<p>- One load of used bag-house dust filter bags (used filter bags) from the Hamilton MSP.</p> <p>These materials are all permitted as per the acceptance criteria described in Section 2 of the IWMP.</p>		
IWMP Section 3. Monitoring program			
<p>3.1.1 Sampling.</p> <p>During normal MSP operations, the presence of NORM within MSP by-products is monitored as per Table 2. This includes automated or manual sampling and quality measurement of relevant by-product streams.</p> <p>Under non-routine MSP operations (e.g. maintenance shut-downs and idle periods), sampling and measurement of by-products occurs through representative manual sampling as/when required. The number of samples collected is determined by the volume of by-product material in accordance with the <i>EPA Victoria Industrial Waste Resource Guidelines – Soil Sampling (EPA Publication 702, June 2009)</i>.</p>	<p>Section 3.1 of the IWMP Performance Report lists 158 loads of dry circuit rejects disposed during the period of 1-30 May 2023, and totalling 6,061.5 tonnes. Section 3.2 of the IWMP Performance Report states “20 soil samples (during a non-routine MSP period of operation) were taken for radionuclide analysis with the results shown in Table 2. The number of dry circuit reject samples analysed satisfied the requirements outlined in the EPA Victoria Soil Sampling for Waste Soils Guidance (EPA Publication 702.2 May 2024)”</p> <p>Section 3.1.1 of the IWMP states that, under non-routine MSP operations, sampling of MSP by-products occurs through representative manual sampling, and “<i>the number of samples collected is determined by the volume of by-product material in accordance with the EPA Victoria Industrial Waste Resource Guidelines – Soil Sampling (EPA Publication 702, June 2009).</i>”</p>	Compliant	<p>Iluka should review the radioactivity testing methodology for MSP mineral by-product as stated in Section 3 of the IWMP.</p> <p>Consideration should be given to the suitability of applying EPA Publication 702 to the testing of MSP mineral by-products.</p>

Source & Requirement	Observations (2023)	Compliance	Recommendations																				
<p>Table 2: MSP by-product sampling and quantity measurement</p> <table border="1"> <thead> <tr> <th>Sampling Method</th> <th>Quantity Measurement Method</th> </tr> </thead> <tbody> <tr> <td colspan="2">Wet Circuits Rejects</td> </tr> <tr> <td>FPC Sand Tailing</td> <td>Automatic Sampler within plant producing daily composite sample.</td> </tr> <tr> <td>FPC Fines</td> <td>Manual sample from thickener underflow collected daily</td> </tr> <tr> <td>ZWC Sand Tailings</td> <td>Automatic Sampler within plant producing daily composite sample.</td> </tr> <tr> <td colspan="2">Dry Circuits Rejects</td> </tr> <tr> <td>PDC Non-Conductor magnetics</td> <td>Automatic Sampler within plant producing daily composite sample.</td> </tr> <tr> <td>PDC Magnetics</td> <td>Automatic Sampler within plant producing daily composite sample.</td> </tr> <tr> <td colspan="2">Gypsum</td> </tr> <tr> <td>Gypsum</td> <td>Manual sample from bunker collected daily</td> </tr> </tbody> </table> <p>FPC = Feed prep circuit ZWC = Zircon wet circuit PDC = Primary dry circuit</p>	Sampling Method	Quantity Measurement Method	Wet Circuits Rejects		FPC Sand Tailing	Automatic Sampler within plant producing daily composite sample.	FPC Fines	Manual sample from thickener underflow collected daily	ZWC Sand Tailings	Automatic Sampler within plant producing daily composite sample.	Dry Circuits Rejects		PDC Non-Conductor magnetics	Automatic Sampler within plant producing daily composite sample.	PDC Magnetics	Automatic Sampler within plant producing daily composite sample.	Gypsum		Gypsum	Manual sample from bunker collected daily	<p>As per the most recent version of these guidelines (EPA Publication 702.2, May 2024), “<i>this guidance does not provide information on soil sampling for... solid wastes other than soil.</i>”</p> <p>MSP mineral by-products may not be classified as soil under the <i>Environment Protection Regulations 2021</i> as they are a byproduct of mineral processing rather than an “excavated material”. The sampling frequencies described in EPA Publication 702 may not be applicable to MSP mineral by product wastes..</p>		
Sampling Method	Quantity Measurement Method																						
Wet Circuits Rejects																							
FPC Sand Tailing	Automatic Sampler within plant producing daily composite sample.																						
FPC Fines	Manual sample from thickener underflow collected daily																						
ZWC Sand Tailings	Automatic Sampler within plant producing daily composite sample.																						
Dry Circuits Rejects																							
PDC Non-Conductor magnetics	Automatic Sampler within plant producing daily composite sample.																						
PDC Magnetics	Automatic Sampler within plant producing daily composite sample.																						
Gypsum																							
Gypsum	Manual sample from bunker collected daily																						
<p>3.1.2 Analysis</p> <p>Analysis of MSP by-product samples to determine uranium and thorium concentrations in ppm is undertaken using X-ray fluorescence (XRF) spectrometry either by an Iluka internal laboratory or an external laboratory. During routine MSP operations, assay results are uploaded into Iluka’s production statistics database as are the results of tonnage measurements of the various streams. The data is then used to calculate the uranium and thorium concentrations in each of the wet circuits rejects, dry circuits rejects and gypsum. Under non-routine MSP operations, analytical results (such as laboratory reports) are retained with corresponding tonnage information obtained through weighbridge data per Section 3.4 below.</p>	<p>Analytical procedures were previously provided and reviewed.</p> <p>Section 3.2 of the IWMP Performance Report states “20 soil samples (during a non-routine MSP period of operation) were taken for radionuclide analysis with the results shown in Table 2.”</p>	Compliant																					

Source & Requirement	Observations (2023)	Compliance	Recommendations
<p>3.1.3 Classification for disposal to Pit 23</p> <p>Analysis for uranium and thorium concentrations is undertaken for purposes of confirming that the by-products contain or are contaminated with NORM in accordance with waste acceptance criteria under the Permit.</p>	<p>Analytical procedures were previously provided and reviewed.</p>	<p>Complaint</p>	
<p>3.2 Bag-house dust filter bags</p> <p>3.2.1 Sampling</p> <p>Sampling of used bag-house dust filter bags is to be undertaken prior to transport to Pit 23.</p> <p>Samples approximately 100x100 mm are cut from at least five randomly-selected filter bags per consignment with each sample submitted for analysis.</p> <p>For small consignments of five bags or less a sample is taken from each bag.</p>	<p>Section 3.2 of the IWMP Performance Report Provide includes thorium and uranium concentration for one 4.5 tonne load of dust filter bags. Information is provided on testing methodology.</p>	<p>Compliant</p>	
<p>3.2.2 Analysis</p> <p>Filter bag samples are submitted to an external laboratory for analysis of uranium and thorium. Gamma spectrometry is used to determine activity concentrations for uranium and thorium decay chain, reported as Bq/g.</p>	<p>Analytical procedures were previously provided and reviewed.</p> <p>Section 3.2 of the IWMP Performance Report provides a summary of the radioactive properties of the one load of filter bags received during the 2023 reporting period, including concentration of uranium and thorium, in ppm rather than Bq/g.</p>	<p>Compliant</p>	<p>Iluka should review the units used for measuring and reporting the average concentration of uranium and thorium in used filter bags, and amend the IWMP and/or IWMP Performance Report accordingly.</p>
<p>3.2.3 Classification for disposal to Pit 23</p> <p>Analysis for uranium and thorium concentrations is undertaken only for purposes of confirming that they contain or are contaminated with NORM in accordance with waste acceptance criteria under the Permit.</p>	<p>Section 3.2 of the IWMP Performance Report provides a summary of the radioactive properties of the one load of filter bags received during the 2023 reporting period, including concentration of uranium and thorium.</p>	<p>Compliant</p>	

Source & Requirement	Observations (2023)	Compliance	Recommendations
<p>3.3 NORM contaminated concrete and steel</p> <p>NORM contamination on concrete and steel wastes is predominantly as surface contamination within paints, coatings and residues on the surface of such wastes. The underlying concrete and steel substrate is typically not contaminated however the radioactive paints, coatings and residues cannot be effectively, safely or economically removed.</p> <p>On this basis, the determination of whether steel is radiologically-contaminated (i.e. classified as ‘radioactive’ under the Act and suitable for disposal into Pit 23) is based on the total mass of the steel or concrete waste.</p>	<p>No NORM contaminated concrete or steel was disposed to Pit 23 during the 2023 reporting period.</p>	<p>NA</p>	
<p>3.3.1 Identification of NORM-contamination</p> <p>Identification of NORM-contamination on concrete and steel will be through a combination of surface radiation survey with handheld detectors measuring alpha and beta radiation, and gamma dose rates.</p>	<p>No NORM contaminated concrete or steel was disposed to Pit 23 during the 2023 reporting period.</p>	<p>NA</p>	
<p>3.3.2 Classification for disposal to Pit 23</p> <p>NORM-contaminated concrete and steel will be classified and disposed as per Section 3.3.2 of the IWMP, i.e.:</p> <ul style="list-style-type: none"> - items exhibiting no or low alpha/beta levels and dose rates and assessed as being not-radioactive will be disposed to third-party facilities as either recyclable scrap or waste-to-landfill. - Items identified as surface-contaminated and classified as radioactive will be disposed to Pit 23. - Items identified as inherently radioactive will be disposed to Pit 23. 	<p>No NORM contaminated concrete or steel was disposed to Pit 23 during the 2023 reporting period.</p>	<p>NA</p>	

Source & Requirement	Observations (2023)	Compliance	Recommendations
<p>3.4 Load weights and records</p> <p>3.4.1 Load weights</p> <p>In accordance with heavy vehicle mass management requirements under Chain of Responsibility legislation administered by the Department of Jobs, Precincts and Regions (DJPR), the weight of every truck load of material to be disposed of is measured at the point of loading, or the nearest possible location, prior to transport to Pit 23. The load weight is measured by one of the following means:</p> <ul style="list-style-type: none"> - calibrated weighbridge; - calibrated on-board weighing systems (such as airbag weightometers); - any other mass measurement system or methodology approved by the DEDJTR for demonstrating compliance with heavy vehicle mass management requirement. 	<p>Section 3.1 of the IWMP Performance Report lists the load weight of each delivery to Pit 23.</p> <p>Iluka has advised that a public commercial calibrated weighbridge is used to weigh material disposed into Pit 23.</p>	Compliant	
<p>3.4.2 Load descriptions</p> <p>For each individual load, the following information shall be recorded in an electronic data management system:</p> <ul style="list-style-type: none"> - source site; - load weight; - material description; - radioactive properties of the material to be transported, being: <ul style="list-style-type: none"> o for MSP by-products, the average concentrations of uranium and thorium in 	<p>Section 3.1 of the IWMP Performance Report provides information on source site, load weight and material description for each load.</p> <p>Section 3.2 of the IWMP Performance Report provides a summary of the total weight and radioactivity results for disposed MSP by-products during the 2023 reporting period, including:</p> <ul style="list-style-type: none"> - Uranium and thorium concentration for 158 loads of MSP mineral by-product (dry circuit rejects); 	Compliant	

Source & Requirement	Observations (2023)	Compliance	Recommendations
<p>MSP by-products determined through weekly analysis (normal MSP operations) or representative sampling (non-routine MSP operations);</p> <ul style="list-style-type: none"> ○ for used filter bags, the measured concentrations of uranium and thorium; ○ for contaminated scrap steel and concrete, the activity concentration of the radionuclides present in the fixed-contamination or associated with the object (whichever applies). 	<ul style="list-style-type: none"> - Uranium and thorium concentration for one load of used filter bags. <p>No scrap steel or concrete was disposed of in Pit 23 during the 2023 reporting period.</p>		
<p>3.5 Summary of monitoring program</p> <p>The monitoring program associated with this IWMP is summarised in Table 3.</p>	<p>Observations on monitoring program are summarised above.</p>	<p>NA</p>	
<p>IWMP Section 4 Control of access for disposal</p>			
<p>Prior to transport of materials to be disposed of in Pit 23, vehicles and loads will be checked for compliance with the ARPANSA Code of Practice for Safe Transport of Radioactive Material.</p> <p>Deliveries of waste for disposal to Pit 23 must enter the site via Elliotts Road and the mine access road shown on the site plan (Figure 2).</p> <p>All vehicles entering the site, including those carrying materials for disposal to Pit 23, must be authorised and must pass through a boom gate that may only be opened with a swipe card issued</p>	<p>Work instruction for Loading of Monazite and Ilmenite CL product at the Iluka MSP- Hamilton site reviewed. Deliveries were not observed as part of this audit.</p> <p>Figure 2 in the IWMP displays a single access point from Elliotts Road and truck wash circuit.</p> <p>A summary of load records for each delivery is provided in Section 3.1 of the IWMP Performance Report.</p>	<p>Compliant</p>	

Source & Requirement	Observations (2023)	Compliance	Recommendations
<p>to authorised personnel or by an authorised Iluka employee at the site office. Each vehicle must then stop at the site office to:</p> <ul style="list-style-type: none"> - provide a record of the load being delivered (origin, material type, load weight); and - comply with any site-specific requirements that apply for entering the site. <p>Vehicles carrying materials for disposal for which the required information is not provided or is not in conformance with the permitted use will not be allowed transport wastes to Pit 23.</p>			
IWMP Section 5 Reporting			
<p>All data generated from the monitoring described above will be recorded electronically in a data base managed by Iluka.</p>	<p>Section 3.1 of the IWMP Performance Report provides a spreadsheet summary recording the origin, material type and load weight of each material load.</p>	<p>Compliant</p>	
<p>On an annual basis (or other frequency as agreed with the Responsible Authority) a report will be prepared showing the following:</p> <p>For each load:</p> <ul style="list-style-type: none"> - Iluka source site; - load weight; - material description; - radioactive properties being: <ul style="list-style-type: none"> o for MSP by-products, the average concentrations of uranium and thorium in determined through weekly analysis (normal 	<p>Section 2.5 of the IMWP Performance Report states the following: <i>“Section 6 of the IWMP states the following reporting requirements...”</i>.</p> <p>Section 2.5 of the IWMP Performance Report incorrectly refers to Section 6 of the IWMP instead of Section 5, and the stated reporting requirements do not align with those in Section 5 of the IWMP.</p> <p>Section 3.1 of the IWMP Performance Report provides a summary of each material load received during the 2023 reporting period, including the origin and load weight. This included:</p>	<p>Compliant</p>	<p>Iluka should review Section 2.5 of the IWMP Performance Report and Section 5 of the IWMP to ensure contents align.</p>

Source & Requirement	Observations (2023)	Compliance	Recommendations
<p>MSP operations) or representative sampling (non-routine MSP operations);</p> <ul style="list-style-type: none"> ○ for used filter bags, the measured concentrations of uranium and thorium in Bq/g; ○ for contaminated scrap steel and concrete, NORM nuclide activity concentrations in Bq/g, as determined through representative sampling. 	<ul style="list-style-type: none"> - 158 loads of mineral by-product (dry circuit rejects) from the Hamilton Mineral Separation Plant (MSP), weighing 6,061.5 tonnes total.; and - One load of used bag-house dust filter bags (used filter bags) from the Hamilton MSP, weighing 4.5 tonnes total. <p>All loads were received between 1 – 30 May 2023.</p> <p>Section 3.2 of the IWMP Performance Report provides a summary of the total weight and radioactivity results for disposed MSP by-products during the 2023 reporting period, including:</p> <ul style="list-style-type: none"> - Uranium and thorium concentration for 158 loads of MSP mineral by-product (dry circuit rejects); - Uranium and thorium concentration for one load of used filter bags. 		
<p>For the report period:</p> <ul style="list-style-type: none"> - the total quantities of materials disposed of to Pit 23; and - records of any transport incidents or spills and remedial actions taken in the event of such incidents. 	<p>Section 3.2 of the IWMP Performance Report provides information on the total quantities of materials disposed of to Pit 23.</p> <p>Section 3.3 of the IWMP Performance Report states no transport incidents or spillages occurred during the reporting period.</p>	Compliant	

Source & Requirement	Observations (2023)	Compliance	Recommendations
Reports will be provided to a suitably qualified auditor who will complete an audit of the data provided and compliance with this IWMP.	This report is provided in accordance with the requirement of the IWMP.	Compliant	
Copies of the Iluka Report and the audit report will be submitted to the Responsible Authority.	As the Auditor understands that Iluka will submit the performance reports and the audit report when complete, compliance with this requirement cannot be verified. Iluka has advised that the previous IWMP Performance Report has been submitted to Council.	Compliant	
IWMP Section 6 Plan review and amendment			
<p>This plan will be reviewed every three (3) years at a minimum, but may be reviewed at any time for the following reasons:</p> <ul style="list-style-type: none"> - advances in knowledge and technology pertaining to disposal. This includes updated information obtained through technical studies and investigations; - changes in application legislation, environmental protection policies and regulatory standards and guidelines; - any significant changes in operations; - changes in applicable legislation or standards; - changes in Iluka’s HSEC Management System standards; and - in response to recommendations of an EPA Accredited Auditor made when undertaking plan review/endorsement or Performance Report Reviews. 	<p>Section 2.3 of the IWMP Performance Report states that a review of the IWMP (Rev 4) was undertaken in 2020 with the revised plan (Rev 5) submitted to HRCC for review and approval on the 16 December 2020. HRCC provided formal endorsement of the plans on the 29 September 2021.</p> <p>EPA Publication 702 was superseded by EPA Publication 702.2 in May 2024, and does not provide information on soil sampling for solid wastes other than soil.</p>	Compliant	<p>Iluka should conduct a review of the IWMP during the 2024 reporting period. Reference to the EPA Victoria Industrial Waste Resource Guidelines – Soil Sampling (EPA Publication 702, June 2009) should be updated, if applicable, to refer to the EPA Victoria Soil Sampling for Waste Soils (EPA Publication 702.2, May 2024)</p>

Source & Requirement	Observations (2023)	Compliance	Recommendations
Amendments of this plan will be prepared to the satisfaction of the Responsible Authority and the Department of Health and Human Services.	No amendments to the IWMP have been submitted in the 2023 reporting period.	Compliant	

Appendix B

EMP Performance Report Review



EMP Requirement (Section 12)	Observations (2023)	Compliance	Recommendations
General			
Applicable Reporting Period Time period covered by report	The 2023 EMP Performance Report covers the reporting period from 1 January 2023 to 31 December 2023.	Compliant	-
Executive Summary Summary of compliance to environmental objectives. Summary of rehabilitation activities and performance.	Section 1 contains an Executive Summary which includes a summary of compliance with environmental objectives.	Compliant	-
Waste Disposal Summary			
Waste Disposed Summary of waste volumes disposed in the reporting period.	<p>Section 2.6 of the EMP Performance Report states that rehabilitation works continued during 2023 with 761,710 banked cubic metres of materials from the site being deposited into Pit 23 during the 2023 reporting period. The source of the material is specified as follows:</p> <ul style="list-style-type: none"> - 435,365 banked cubic metres of intermediate cover, consisting of non-target materials such as sand, clays and oversize material generated during the extraction and on-site processing of ore at the Douglas mine, as described in Section 8.3 of the RVMP and Section 1.4.1 of the IWMP. - 268,894 banked cubic metres of overburden placed on the intermediate cover as described in Section 8.3 of the RVMP. <p>Waste deposited into Pit 23 is identified in Section 3 of the EMP Performance Report.</p>	Compliant	The 2024 EMP Performance Report should include clear identification of the source of the material for deposition into Pit 23 to confirm consistency with the RVMP.

EMP Requirement (Section 12)	Observations (2023)	Compliance	Recommendations
	It is acknowledged that Section 2.6 of Revision 1 of the 2023 EMP Performance Report, dated 28 August 2024, described 761,710 banked cubic metres of materials from the “tailings storage facility” being deposited into Pit 23 during the 2023 reporting period. The exact source of this material was not specified, and no supporting information (e.g. material description or sampling and analysis results) was provided. This information was not sufficient to determine whether the material was as described in the RVMP.		
<p>Pit Backfill Status</p> <p>The maximum elevation of the upper surface of materials disposed of at the end of the reporting period.</p>	Section 5.2 of the EMP Performance Report states that the upper surface of material deposited into Pit 23 was raised to 196 m AHD, an increase of 5.5m.	Compliant	-
Environmental Performance			
<p>Groundwater</p> <p>Routine reporting as detailed in GWMMP (Table 19*):</p> <ul style="list-style-type: none"> - groundwater quality monitoring results (screened against GWQOs), including discussion on any relevant trends or trigger exceedances; - issues with monitoring bore integrity and 	<p>Section 4.1.3 and 4.1.4 of the EMP Performance Report include results of groundwater level gauging and groundwater quality monitoring, respectively. Generally, groundwater level gauging and sampling was conducted as required by the EMP, with monthly monitoring at four compliance bores and at least six-monthly monitoring at the remainder of the nominated bores.</p> <p>Groundwater gauging results indicate generally stable water levels over the period of monitoring, with the following exceptions:</p> <ul style="list-style-type: none"> - Groundwater elevation at down-gradient well GW03 dropped by approximately 1 m between 	Partly compliant	<p>Iluka should complete the scope of monitoring specified in the EMP:</p> <ul style="list-style-type: none"> - QA/QC field samples should be collected and analysed at the required frequency - Laboratory internal QA/QC, including laboratory duplicates, method blanks and spikes, should be reported - Data quality validation should be assessed following each monitoring round and reported in the Annual report. <p>Include a table of results screened against GWQOs in the Annual report.</p>

EMP Requirement (Section 12)	Observations (2023)	Compliance	Recommendations
<p>accessibility, including any actions undertaken to resolve;</p> <ul style="list-style-type: none"> - if applicable, information on the outcome of any groundwater model reviews or other groundwater studies pertinent to Pit 23 and the GWMMP. This includes modelling/studies undertaken: <ul style="list-style-type: none"> o for routine purposes; and o in response to previous reported exceedances and exception reporting. <p>*Correct reference for reporting requirements is Table 18.</p>	<p>March 2023 and April 2023. The lower level was maintained at the following gauging events in 2023. Raw data for depth to water should be checked to confirm whether this was an actual change in groundwater level or other cause such as an error or a change to the monitoring well headworks.</p> <ul style="list-style-type: none"> - Groundwater level at up-gradient well WRK301 in January 2023 was approximately 0.5 m higher than 2022 results. Gauging results from the remainder of 2023 were generally consistent with the January 2023 result. <p>Groundwater quality results were included in an appendix and the attached laboratory reports. The EMP requires that groundwater quality results are screened against the GWQOs. The Annual report states that there were no elevated results for the compliance bores. It would be easier to verify this if the results were presented in tabular form, screened against the GWQOs.</p> <p>The EMP requires internal and external quality control measures including field blanks samples, duplicate samples and laboratory QA/QC. A partial set of the results of QA assessment (i.e. one field duplicate from July 2023) is included in Appendix D. No field blank samples were reported for any monitoring rounds, and no field duplicate samples are reported monitoring rounds other than July 2023. Laboratory QA/QC review was limited to holding time compliance assessment, with no other report or discussion of internal laboratory QA/QC evident within the laboratory reports supplied separately.</p>		

EMP Requirement (Section 12)	Observations (2023)	Compliance	Recommendations
	<p>The one blind field duplicate sample reported had acceptable repeatability, with all results within 40% relative percentage difference (RPD).</p> <p>Section 4.1.1 reports that there were no issues with bore integrity.</p> <p>Section 5.1 states that the final groundwater flow modelling report was completed and provided to the Responsible Authority in Q3 2019. The requirement to update the groundwater modelling was not triggered during the monitoring period.</p>		
<p>Surface Water</p> <p>Routine reporting as detailed in SWMMP (Table 28*):</p> <ul style="list-style-type: none"> - surface water quality monitoring results (screened against SWQOs), including discussion on any relevant trends or trigger exceedances. - if applicable, information on the outcome of any surface water exceedances or uncontrolled off-site discharges and status of any corrective/preventative 	<p>Section 4.2.1 and 4.2.2 report surface water quality monitoring. Locations were sampled monthly, when sufficient water was present, in accordance with the EMP. No water discharge from the Pit 23 area to surface water was reported, so additional ‘on-event’ sampling of run-off fed surface water sites DUSW11 and DUSW25 or reference/analogous sites was not required during the monitoring period. The EMP provides that an investigation trigger will only apply for these sites if there has been runoff from material stockpiled along the Pit 23 crest or final capped surface of Pit 23.</p> <p>A number of one-off exceedances of SWQOs at groundwater-fed surface water quality monitoring sites (DUSW05b, DUSW20, DUSW24) are mentioned in the text. The majority of these were within background ranges, when compared to rolling median values. Exceedances at DUSW20 in June 2023 may have been due to ‘first flush’ discharge after rainfall following a dry period. Subsequent results returned to the historical range.</p>	Compliant	The required QA/QC measures should be implemented and the results assessed and reported to indicate data quality.

EMP Requirement (Section 12)	Observations (2023)	Compliance	Recommendations
<p>actions planned or completed.</p> <p>*Correct reference for reporting requirements is Table 27.</p>	<p>Of the runoff-fed surface water quality monitoring sites, DUSW11 was sampled on five monthly occasions in 2023, with the waterbody being dry at other times. No samples could be collected from DUSW25 as it was dry at times of sampling. No anomalous results were reported for DUSW11.</p> <p>The EMP requires a QA/QC program for surface water monitoring, as for groundwater monitoring. No QA/QC assessment was reported for the surface water monitoring program.</p>		
<p>Air Quality</p> <p>Routine reporting as detailed in AQMP (Table 35):</p> <ul style="list-style-type: none"> - Results of dust (PM10) monitoring undertaken in the reporting period, including discussion of any relevant trends and any exceedances attributed to Pit 23 activities; - Summary of any dust complaints received; and - For dust complaints or PM₁₀ exceedances linked to Pit 23 activities, the actions undertaken to resolve. 	<p>Section 4.7 of the EMP Performance Report states that no results above the PM₁₀ concentration limit (0.06 mg/m³) were recorded during the 2023 reporting period at the Chadwicks or Lyons monitoring stations.</p> <p>Section 4.8 of the EMP Performance Report includes the result of the airborne radionuclide monitoring program. No exceedances of the reportable levels for radon (100 Bq/m³) or thoron (100 Bq/m³) were observed during the 2023 reporting period. Note that the EMP does not require reporting of radionuclide monitoring in the EMP Performance Report.</p> <p>Section 5.4 of the EMP Performance Report states that no complaints or comments were received during the 2023 reporting period.</p>	Compliant	

EMP Requirement (Section 12)	Observations (2023)	Compliance	Recommendations
<p>Noise</p> <p>Routine reporting as detailed in Table 39:</p> <ul style="list-style-type: none"> - Summary of any complaints received and results of noise monitoring/investigation; and - For noise events deemed as site-related, the outcomes of any Action Plan(s) that were implemented. 	<p>Section 4.3 of the EMP Performance Report states that no noise related complaints or comments were received during the reporting period. Noise level measurements were therefore not undertaken.</p>	<p>Compliant</p>	
<p>Weeds</p> <p>Routine Reporting as detailed in Table 42:</p> <ul style="list-style-type: none"> - Summary of any declared weed incursions; and - Actions undertaken to resolve. 	<p>Section 4.4 of the EMP Performance Report states that no Weeds of National Significance were identified during the reporting period.</p>	<p>Compliant</p>	

EMP Requirement (Section 12)	Observations (2023)	Compliance	Recommendations
<p>Vehicle Hygiene</p> <p>Routine reporting as detailed in Table 45:</p> <ul style="list-style-type: none"> - Summary of any vehicle hygiene non-compliance events in the reporting period; and - Actions undertaken to resolve. 	<p>Section 4.5 of the EMP Performance Report states that no vehicle hygiene incidents were identified during the reporting period.</p>	<p>Compliant</p>	
<p>Public Safety</p> <p>Reporting as detailed in Table 48:</p> <ul style="list-style-type: none"> - Summary of any public safety incidents in the reporting period; and - Actions undertaken to resolve. - Summary of any geotechnical incidents in the reporting period; and - Actions undertaken to resolve. 	<p>Section 4.6 of the EMP Performance Report states that no breaches of the security perimeter occurred vehicle during the reporting period.</p>	<p>Compliant</p>	
<p>Rehabilitation Performance</p>			

EMP Requirement (Section 12)	Observations (2023)	Compliance	Recommendations
<p>Rehabilitation Summary</p> <p>Detailed summary of rehabilitation activities undertaken in the reporting period (e.g. decommissioning, overburden return, revegetation activities).</p>	<p>Section 2.6 of the EMP Performance Report describes rehabilitation activities undertaken during the reporting period.</p> <p>Rehabilitation works continued with material from the site being hauled into the Pit 23 void. The total material hauled into Pit 23 during 2023 was 761,710 BCM.</p>	Compliant	
Other			
<p>Comments / Complaints</p> <p>Summary of comments / complaints received and resulting actions</p>	<p>Section 5.4 of the EMP Performance Report states that no complaints or comments were received during the reporting period.</p>	Compliant	
<p>Outlook</p> <p>Completed actions during the current Plans for the next reporting period.</p>	<p>Section 5.5 of the EMP Performance Report details actions completed during the reporting period. For 2023, this included:</p> <ul style="list-style-type: none"> - Review of the Pit 23 Risk Register; and - Completion of the biennial geotechnical audit of Pit 23 in October 2023. <p>These items were proposed in the 2022 EMP Performance Report.</p> <p>The EMP Performance Report does not state that a review of the EMP occurred in 2023 as per the actions proposed in the 2022 EMP Performance Report.</p> <p>Section 5.6 of the EMP Performance Report describes proposed actions for the next reporting period. For 2024, this includes:</p>	Compliant	<p>Conduct a review of the EMP during the 2024 reporting period in accordance with the review schedule.</p>

EMP Requirement (Section 12)	Observations (2023)	Compliance	Recommendations
	<ul style="list-style-type: none"> - Implementation of the ongoing monitoring requirements as per the EMP (Revision 5.1); - Continued rehabilitation works; - Review of the Pit 23 Risk Register; and - Review of the EMP. 		
<p>Other Matters</p> <p>Discussion on other matters considered relevant by the Responsible Authority or Iluka.</p>	<p>Section 5.7 of the EMP Performance Report describes other matters considered relevant by Iluka or the Responsible Authority. For the 2022 reporting period, this included:</p> <ul style="list-style-type: none"> - A Geotechnical Audit was conducted in November 2021 by AMC Consultants as required on a biennial basis. The next geotechnical report is scheduled for November 2023. - A review of the Pit 23 Risk Analysis and Response Plan was undertaken in November 2022. The next review is scheduled for H2 2023 as required on an annual basis. 	Compliant	
<p>Plan Amendment(s)</p> <p>Summary of any amendments/updates to the EMP, IWMP or RVMP in the reporting period (if applicable)</p>	<p>No amendment/update of the EMP, IWMP or RVMP in the 2023 reporting period.</p> <p>The EMP, IWMP and RVMP are overdue for review as per their review schedules.</p> <ul style="list-style-type: none"> - EMP – three-yearly review schedule, last review 16 December 2020. - IWMP – three-yearly review schedule, last review 16 December 2020. - RVMP – two-yearly review schedule, last review 7 June 2017. 	Compliant	<p>Conduct reviews of the EMP, IWMP and RVMP during the 2024 reporting period in accordance with the review schedules.</p>

Appendix C

Iluka IWMP Performance Report 2023





Iluka Resources Limited Mineral Sands By-Product Disposal

Planning Permit 15-105

**Crown Allotments 91, 94, 95, 96
Parish of Telangatuk**

Incoming Waste Monitoring Plan Report – 2023

Iluka Ref: UDOCS 3867-39868-149918
Revision 3

Contact:
Stuart Alexander
Environment Superintendent, Murray Basin
Stuart.Alexander@iluka.com

Document control

Revision	Details of review or changes	Prepared by	Date
1	Final	C Mintern	25-07-2024
2	Minor change to include the number of soil samples taken.	C Mintern	15-11-2024
3	Minor change to include Auditor's recommendations.	C Mintern	10-12-2024

Table of contents

1	EXECUTIVE SUMMARY	3
2	INTRODUCTION.....	4
2.1	PLANNING PERMIT 15-105	4
2.2	COMMENCEMENT OF THE PERMIT	4
2.3	ENDORSED PLANS.....	7
2.4	PERMIT CONDITION REQUIREMENT FOR AN IWMP.....	7
2.5	IWMP REPORTING REQUIREMENTS	7
3	MONITORING RESULTS	9
3.1	PER LOAD MONITORING DATA	9
3.2	REPORTING PERIOD MONITORING DATA	9
3.3	INCIDENTS AND REMEDIAL ACTIONS	9
3.4	OTHER MATTERS	9

List of tables

Table 1: Individual load data for incoming wastes to Pit 23, 2020	9
Table 2: Quantities and radioactivity results for disposed MSP by-products, 2020	9

List of figures

Figure 1: Douglas Mine and Pit 23 Regional Location	5
Figure 2: Pit 23 Location	6

1 Executive Summary

Iluka Resources Limited (Iluka) operates the Pit 23 by-products disposal facility located at the Douglas Mine in the Kanagulk area and within the municipality of the Horsham Rural City. Pursuant to Planning Permit 15-105 issued by Horsham Rural City Council (HRCC), and the subsidiary Pit 23 Incoming Waste Monitoring Plan (IWMP), the Pit 23 facility is approved for the disposal of:

- non-liquid waste by-products associated with or sourced through mineral sands processing undertaken at the Iluka Hamilton Mineral Separation Plant (MSP) containing or contaminated with Naturally Occurring Radioactive Material (NORM);
- used dust filter bags from the Hamilton MSP containing or contaminated with NORM; and
- NORM-contaminated concrete and steel associated with plant and infrastructure from nominated Iluka sites within Victoria.

This report is submitted in accordance with Section 6 of the IWMP and provides a summary of the wastes received into Pit 23 (origin, volumes/weights and radioactive properties) and records of incidents and remedial actions applicable to the reporting period of 1st January 2023 to 31st December 2023.

Key commentary on monitoring outcomes and performance against compliance objectives in the IWMP for the 2023 reporting period:

- A total of 159 loads of MSP by-products were disposed into Pit 23 between the 1/5/2023 and the 30/05/2023, totalling 6,066 tonnes.
- The average concentration for Uranium (U) and Thorium (Th) for by-product waste received into Pit 23 was 1.43 ppm and 18.92 ppm respectively. The dust filter bags Uranium and Thorium concentration was 17.88 ppm and 223 ppm respectively, refer to Table 2 below.
- No transport incidents or spillages occurred.

Summary incoming waste data and incident information is provided in Section 3.

2 Introduction

Iluka Resources Limited (Iluka) operates the Pit 23 by-products disposal facility located at the Douglas Mine in the Kanagulk area and within the municipality of the Horsham Rural City (Figure 1 and Figure 2).

Pursuant to Planning Permit 15-105 issued by Horsham Rural City Council (HRCC), and the subsidiary Pit 23 Incoming Waste Monitoring Plan (IWMP), the Pit 23 facility is approved for the disposal of mineral separation by-products and used dust filter bags from the Iluka Hamilton Mineral Separation (MSP) which contain or are contaminated with Naturally Occurring Radioactive Material (NORM), and concrete and steel which contains or is contaminated with NORM associated with plant and infrastructure from nominated Iluka sites within Victoria.

2.1 Planning Permit 15-105

Under the Horsham Planning Scheme the subject land is in the Farming Zone and under the provisions of that zone a permit is required for use and development for Industry (Refuse Disposal). On 25th February 2017 Planning Permit 15-105, (the Permit) was issued by the Horsham Rural City Council as the Responsible Authority to allow:

Use and development of the land for the disposal of waste by-products associated with or sourced through mineral sands processing undertaken at the Hamilton Mineral Separation Plant (MSP), including waste by-products and contaminated materials resulting from the processing and transport operations as follows:

- *By-products from the processing of heavy mineral concentrate at the Hamilton MSP;*
- *used dust filter bags from the Hamilton MSP; and*
- *Other chemically inert material contaminated with naturally occurring radioactive material.*

in accordance with the endorsed plans.

2.2 Commencement of the Permit

Condition 1 of the Permit states:

This permit does not come into operation until:

- a. *Iluka has applied to the Department of Economic Development, Jobs, Transport and Resources to vary the 2003 Work Plan to identify a new end uses utilisation of Pit 23 and to vary the rehabilitation plan; and*
- b. *Iluka has applied to the Minister to surrender part of MIN 5367¹ (Pit 23); and*
- c. *The Department of Economic Development, Jobs, Transport and Resources has approved the Work Plan Variation; and*
- d. *The Minister has registered the partial surrender of MIN 5367.*

The permit comes into operation on the same day the Work Plan Variation is approved, and the partial surrender of MIN 5367 is registered.

The Variation to the 2003 Douglas Mine Work Plan was approved on the 13th April 2017, and the partial surrender of MIN 5367 was registered on 11th May 2017, this being the date of commencement of the Permit.

¹ Iluka Resources Douglas Mine – Mining Licence No. 5367 ('MIN 5367')

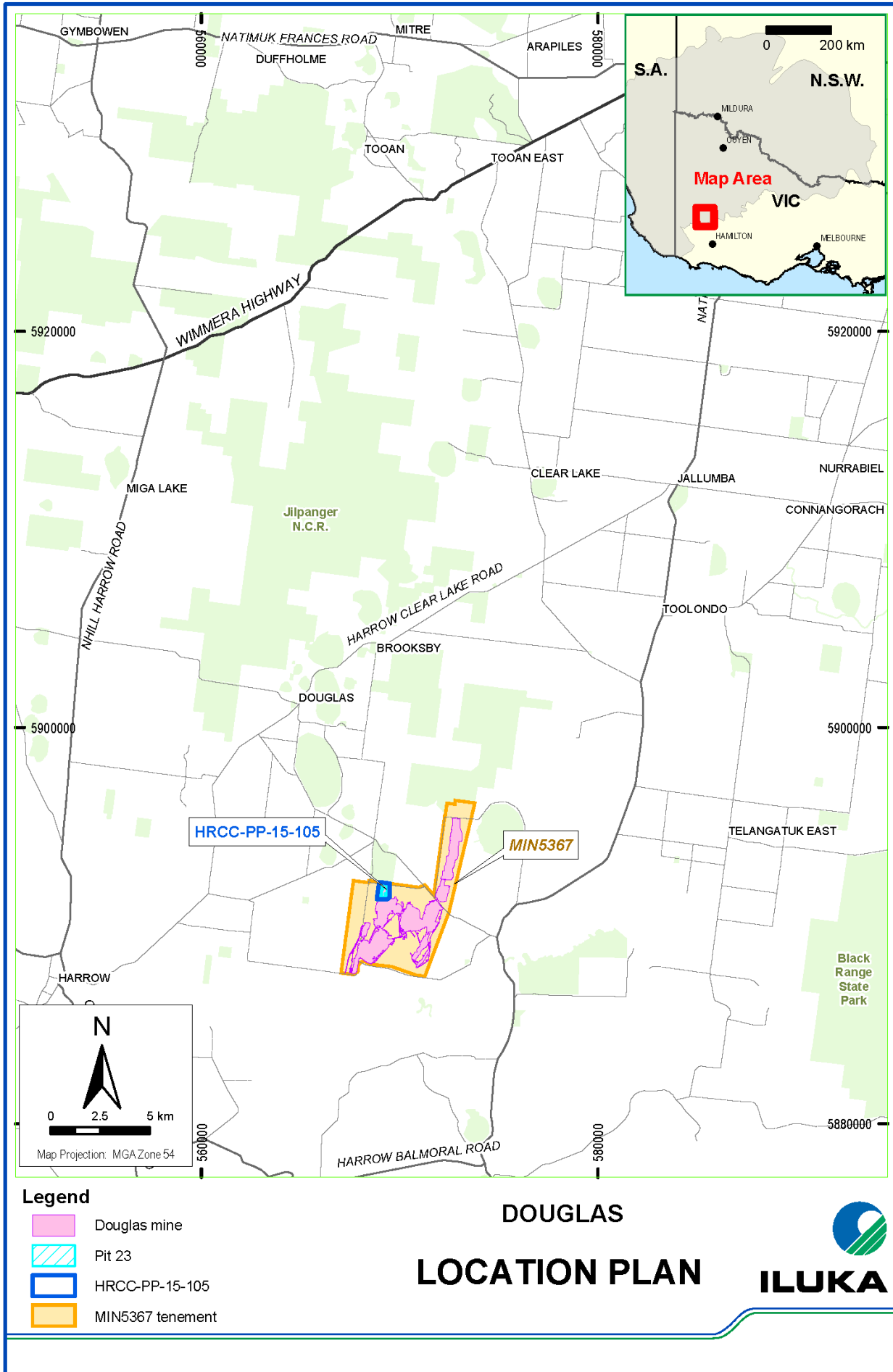


Figure 1. Location of the Douglas Mine.

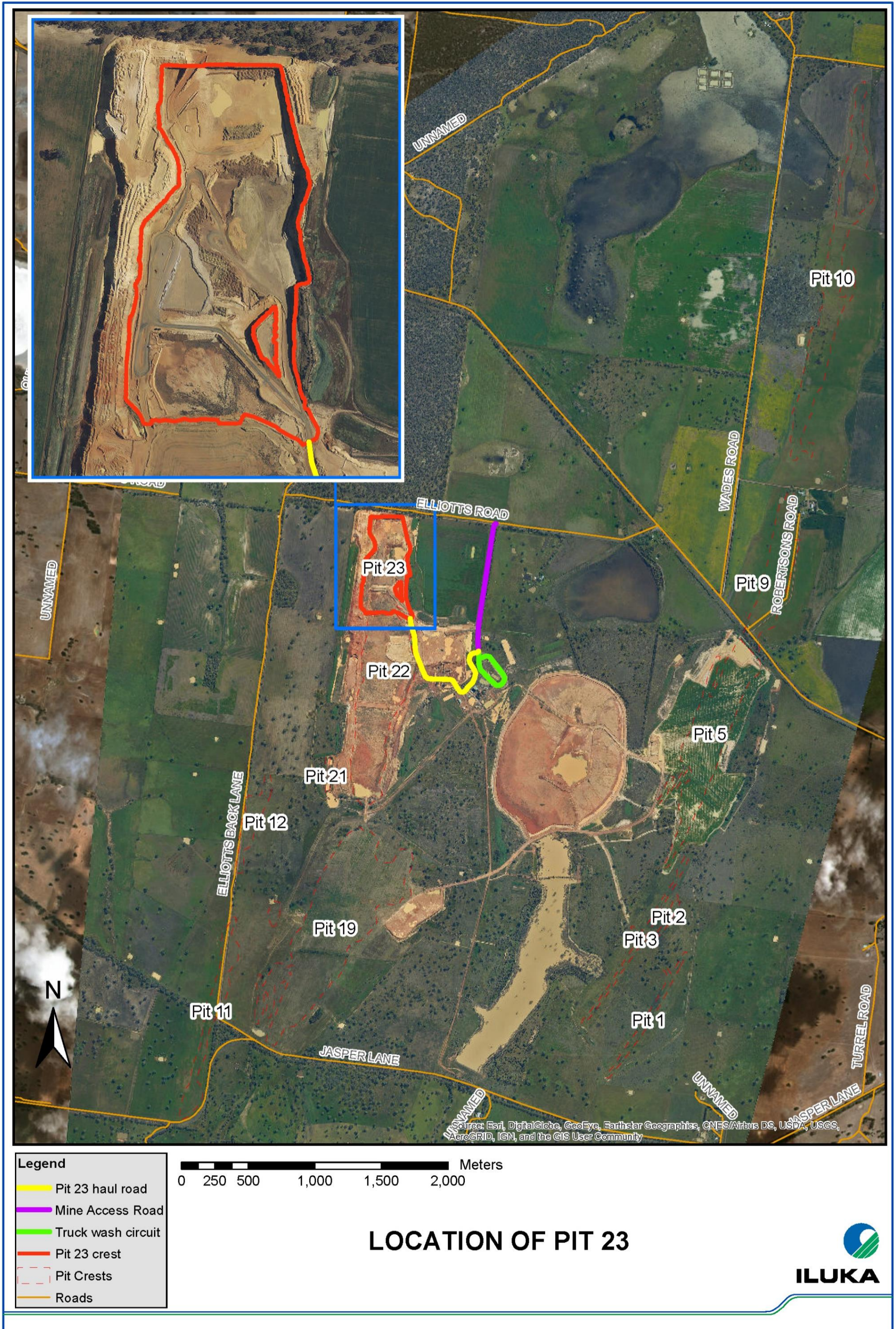


Figure 2. Location of Pit 23.

2.3 Endorsed Plans

Conditions 2, 3, 9, 14, 16 and 34 of the Permit relate to various management plans that once approved by the Responsible Authority will be endorsed to form part of the Permit, which includes:

- Incoming Waste Monitoring Plan (IWMP);
- Environmental Management Plan (EMP), incorporating;
 - Groundwater Monitoring and Management Plan (GWMMP);
 - Surface Water Monitoring and Management Plan (SWMMP);
 - Air Quality/Dust Control Plan (AQMP); and
- Rehabilitation and Vegetation Management Plan (R&VMP)

A review of the EMP (Rev 4) and IWMP (Rev 4) was undertaken in 2020 with the revised plans (Rev 5.1 and 5 respectively) submitted to HRCC for review and approval on the 16th of December 2020. HRCC provided formal endorsement of the plans on the 29th September 2021.

2.4 Permit condition requirement for an IWMP

To ensure compliance with the permitted use (Section 2.1) the Permit includes the following condition concerning the requirement for and content of an IWMP:

Incoming Waste Monitoring Plan

14. *Within 90 days of the commencement of this permit operation, an Incoming Waste Management Plan (IWMP) must be prepared to the satisfaction of the Responsible Authority in consultation with the Department of Health and Human Services for the approval by the responsible authority. Three copies of the plan must be provided to the responsible authority. When approved by the responsible authority the IWMP will be endorsed and it will then form part of this permit. The IWMP must provide for*
- a) *A monitoring and reporting system for ensuring that materials disposed of to Pit 23 are limited to those approved under the conditions of this permit;*
 - b) *Recording of the origin, per load weight and radioactive properties of each incoming load;*
 - c) *Monitoring to ensure all vehicles transporting waste have fully secured and contained loads and that all waste loads have been transported in compliance with licence requirements under the Radiation Act 2005;*
 - d) *Records of any transport incidents or spill and remedial actions taken in the event of such incidents; and*
 - e) *Annual audits of records to verify compliance with the requirements of the IWMP*

2.5 IWMP reporting requirements

Section 6 of the IWMP states the following reporting requirements:

On an annual basis a report will be provided showing the following:

- *For each load:*
 - *source site;*
 - *load weight; and*
 - *material description; and*
 - *radioactive properties of the material being transported, being*
 - *for MSP by products, the average concentrations of uranium and thorium in ppm determined through weekly analysis (normal MSP operations) or representative sampling (non-routine MSP operations);*
 - *for used filter bags, the measure concentrations of uranium and thorium ppm;*
 - *for concentrated scrap steel and concrete, NORM nuclide activity concentrations in ppm, as determined through representative sampling.*
- *For the report period:*
 - *records of any transport incidents or spills and remedial actions taken in the event of such incidents; and*
 - *total quantities of by-products disposed of to Pit23.*

The annual report will be provided to a suitably qualified auditor who will complete an audit of the data provided and compliance with this IWMP. Copies of the annual report and the audit report will be submitted to the Responsible Authority

These reporting requirements are addressed in the following sections.

3 Monitoring Results

3.1 Per load monitoring data

In accordance with Section 6 of the endorsed IWMP, data associated with each load of incoming waste is shown in Table 1. A total of 159 loads of material were received into Pit 23 in the 2023 reporting period.

Table 1: Individual load data for incoming wastes to Pit 23 in 2023.

Date	Week No.	Source site	Location Code	Material Code	Load weight (t)
1/05/2023	1	MSP	Pit 23	Dust bags	4.5
1/05/2023	1	MSP	Pit 23	Dry Rejects	34.98
2/05/2023	1	MSP	Pit 23	Dry Rejects	38.34
3/05/2023	1	MSP	Pit 23	Dry Rejects	39.48
3/05/2023	1	MSP	Pit 23	Dry Rejects	39.50
3/05/2023	1	MSP	Pit 23	Dry Rejects	38.84
3/05/2023	1	MSP	Pit 23	Dry Rejects	39.52
3/05/2023	1	MSP	Pit 23	Dry Rejects	38.50
3/05/2023	1	MSP	Pit 23	Dry Rejects	38.42
4/05/2023	1	MSP	Pit 23	Dry Rejects	39.30
4/05/2023	1	MSP	Pit 23	Dry Rejects	38.24
4/05/2023	1	MSP	Pit 23	Dry Rejects	39.10
4/05/2023	1	MSP	Pit 23	Dry Rejects	39.10
4/05/2023	1	MSP	Pit 23	Dry Rejects	38.28
4/05/2023	1	MSP	Pit 23	Dry Rejects	38.48
4/05/2023	1	MSP	Pit 23	Dry Rejects	37.78
5/05/2023	1	MSP	Pit 23	Dry Rejects	38.44
5/05/2023	1	MSP	Pit 23	Dry Rejects	38.78
5/05/2023	1	MSP	Pit 23	Dry Rejects	38.47
5/05/2023	1	MSP	Pit 23	Dry Rejects	38.40
5/05/2023	1	MSP	Pit 23	Dry Rejects	38.41
8/05/2023	2	MSP	Pit 23	Dry Rejects	38.84
8/05/2023	2	MSP	Pit 23	Dry Rejects	38.06
8/05/2023	2	MSP	Pit 23	Dry Rejects	38.84
8/05/2023	2	MSP	Pit 23	Dry Rejects	38.60
8/05/2023	2	MSP	Pit 23	Dry Rejects	37.38
8/05/2023	2	MSP	Pit 23	Dry Rejects	38.30
8/05/2023	2	MSP	Pit 23	Dry Rejects	36.78
8/05/2023	2	MSP	Pit 23	Dry Rejects	38.38
8/05/2023	2	MSP	Pit 23	Dry Rejects	38.18
8/05/2023	2	MSP	Pit 23	Dry Rejects	39.38
9/05/2023	2	MSP	Pit 23	Dry Rejects	37.94
9/05/2023	2	MSP	Pit 23	Dry Rejects	36.20
9/05/2023	2	MSP	Pit 23	Dry Rejects	37.70
9/05/2023	2	MSP	Pit 23	Dry Rejects	36.34
9/05/2023	2	MSP	Pit 23	Dry Rejects	37.98
9/05/2023	2	MSP	Pit 23	Dry Rejects	37.10

9/05/2023	2	MSP	Pit 23	Dry Rejects	37.98
9/05/2023	2	MSP	Pit 23	Dry Rejects	38.82
9/05/2023	2	MSP	Pit 23	Dry Rejects	37.80
10/05/2023	2	MSP	Pit 23	Dry Rejects	38.00
10/05/2023	2	MSP	Pit 23	Dry Rejects	36.90
10/05/2023	2	MSP	Pit 23	Dry Rejects	38.36
10/05/2023	2	MSP	Pit 23	Dry Rejects	36.96
10/05/2023	2	MSP	Pit 23	Dry Rejects	39.28
10/05/2023	2	MSP	Pit 23	Dry Rejects	38.02
10/05/2023	2	MSP	Pit 23	Dry Rejects	36.88
10/05/2023	2	MSP	Pit 23	Dry Rejects	37.58
10/05/2023	2	MSP	Pit 23	Dry Rejects	38.48
11/05/2023	2	MSP	Pit 23	Dry Rejects	37.68
11/05/2023	2	MSP	Pit 23	Dry Rejects	38.10
11/05/2023	2	MSP	Pit 23	Dry Rejects	37.32
11/05/2023	2	MSP	Pit 23	Dry Rejects	37.10
11/05/2023	2	MSP	Pit 23	Dry Rejects	36.76
11/05/2023	2	MSP	Pit 23	Dry Rejects	38.12
11/05/2023	2	MSP	Pit 23	Dry Rejects	37.18
11/05/2023	2	MSP	Pit 23	Dry Rejects	36.98
12/05/2023	2	MSP	Pit 23	Dry Rejects	38.54
12/05/2023	2	MSP	Pit 23	Dry Rejects	39.50
12/05/2023	2	MSP	Pit 23	Dry Rejects	38.18
12/05/2023	2	MSP	Pit 23	Dry Rejects	38.50
12/05/2023	2	MSP	Pit 23	Dry Rejects	39.02
12/05/2023	2	MSP	Pit 23	Dry Rejects	37.08
12/05/2023	2	MSP	Pit 23	Dry Rejects	37.28
12/05/2023	2	MSP	Pit 23	Dry Rejects	37.43
12/05/2023	2	MSP	Pit 23	Dry Rejects	37.88
15/05/2023	3	MSP	Pit 23	Dry Rejects	39.86
15/05/2023	3	MSP	Pit 23	Dry Rejects	38.80
15/05/2023	3	MSP	Pit 23	Dry Rejects	38.10
15/05/2023	3	MSP	Pit 23	Dry Rejects	39.88
15/05/2023	3	MSP	Pit 23	Dry Rejects	38.42
15/05/2023	3	MSP	Pit 23	Dry Rejects	37.18
15/05/2023	3	MSP	Pit 23	Dry Rejects	37.48
15/05/2023	3	MSP	Pit 23	Dry Rejects	37.94
15/05/2023	3	MSP	Pit 23	Dry Rejects	37.82
16/05/2023	3	MSP	Pit 23	Dry Rejects	38.94
16/05/2023	3	MSP	Pit 23	Dry Rejects	39.36
16/05/2023	3	MSP	Pit 23	Dry Rejects	38.34
16/05/2023	3	MSP	Pit 23	Dry Rejects	38.26
16/05/2023	3	MSP	Pit 23	Dry Rejects	37.88
16/05/2023	3	MSP	Pit 23	Dry Rejects	38.48
16/05/2023	3	MSP	Pit 23	Dry Rejects	38.26
16/05/2023	3	MSP	Pit 23	Dry Rejects	37.88
17/05/2023	3	MSP	Pit 23	Dry Rejects	39.40

17/05/2023	3	MSP	Pit 23	Dry Rejects	40.02
17/05/2023	3	MSP	Pit 23	Dry Rejects	40.04
17/05/2023	3	MSP	Pit 23	Dry Rejects	39.74
17/05/2023	3	MSP	Pit 23	Dry Rejects	39.84
17/05/2023	3	MSP	Pit 23	Dry Rejects	39.80
17/05/2023	3	MSP	Pit 23	Dry Rejects	38.48
17/05/2023	3	MSP	Pit 23	Dry Rejects	37.92
17/05/2023	3	MSP	Pit 23	Dry Rejects	38.48
18/05/2023	3	MSP	Pit 23	Dry Rejects	38.86
18/05/2023	3	MSP	Pit 23	Dry Rejects	38.96
18/05/2023	3	MSP	Pit 23	Dry Rejects	39.22
18/05/2023	3	MSP	Pit 23	Dry Rejects	39.48
18/05/2023	3	MSP	Pit 23	Dry Rejects	39.84
18/05/2023	3	MSP	Pit 23	Dry Rejects	39.78
18/05/2023	3	MSP	Pit 23	Dry Rejects	38.48
18/05/2023	3	MSP	Pit 23	Dry Rejects	37.38
18/05/2023	3	MSP	Pit 23	Dry Rejects	38.40
19/05/2023	3	MSP	Pit 23	Dry Rejects	38.48
19/05/2023	3	MSP	Pit 23	Dry Rejects	34.50
19/05/2023	3	MSP	Pit 23	Dry Rejects	39.50
19/05/2023	3	MSP	Pit 23	Dry Rejects	37.94
19/05/2023	3	MSP	Pit 23	Dry Rejects	39.68
19/05/2023	3	MSP	Pit 23	Dry Rejects	38.36
19/05/2023	3	MSP	Pit 23	Dry Rejects	38.48
19/05/2023	3	MSP	Pit 23	Dry Rejects	37.60
19/05/2023	3	MSP	Pit 23	Dry Rejects	37.47
22/05/2023	4	MSP	Pit 23	Dry Rejects	38.32
22/05/2023	4	MSP	Pit 23	Dry Rejects	39.54
22/05/2023	4	MSP	Pit 23	Dry Rejects	39.14
22/05/2023	4	MSP	Pit 23	Dry Rejects	39.26
22/05/2023	4	MSP	Pit 23	Dry Rejects	38.75
22/05/2023	4	MSP	Pit 23	Dry Rejects	38.70
22/05/2023	4	MSP	Pit 23	Dry Rejects	38.46
22/05/2023	4	MSP	Pit 23	Dry Rejects	39.16
22/05/2023	4	MSP	Pit 23	Dry Rejects	39.84
23/05/2023	4	MSP	Pit 23	Dry Rejects	38.60
23/05/2023	4	MSP	Pit 23	Dry Rejects	39.02
23/05/2023	4	MSP	Pit 23	Dry Rejects	40.20
23/05/2023	4	MSP	Pit 23	Dry Rejects	39.10
23/05/2023	4	MSP	Pit 23	Dry Rejects	39.16
23/05/2023	4	MSP	Pit 23	Dry Rejects	39.30
23/05/2023	4	MSP	Pit 23	Dry Rejects	39.78
23/05/2023	4	MSP	Pit 23	Dry Rejects	39.52
23/05/2023	4	MSP	Pit 23	Dry Rejects	39.22
24/05/2023	4	MSP	Pit 23	Dry Rejects	39.34
24/05/2023	4	MSP	Pit 23	Dry Rejects	40.20
24/05/2023	4	MSP	Pit 23	Dry Rejects	38.64

24/05/2023	4	MSP	Pit 23	Dry Rejects	39.00
24/05/2023	4	MSP	Pit 23	Dry Rejects	39.70
24/05/2023	4	MSP	Pit 23	Dry Rejects	38.00
24/05/2023	4	MSP	Pit 23	Dry Rejects	39.08
24/05/2023	4	MSP	Pit 23	Dry Rejects	39.78
24/05/2023	4	MSP	Pit 23	Dry Rejects	39.72
25/05/2023	4	MSP	Pit 23	Dry Rejects	36.60
25/05/2023	4	MSP	Pit 23	Dry Rejects	37.25
25/05/2023	4	MSP	Pit 23	Dry Rejects	37.50
25/05/2023	4	MSP	Pit 23	Dry Rejects	38.30
25/05/2023	4	MSP	Pit 23	Dry Rejects	38.10
26/05/2023	4	MSP	Pit 23	Dry Rejects	37.40
26/05/2023	4	MSP	Pit 23	Dry Rejects	37.12
26/05/2023	4	MSP	Pit 23	Dry Rejects	37.52
26/05/2023	4	MSP	Pit 23	Dry Rejects	37.70
26/05/2023	4	MSP	Pit 23	Dry Rejects	37.38
26/05/2023	4	MSP	Pit 23	Dry Rejects	38.30
26/05/2023	4	MSP	Pit 23	Dry Rejects	36.34
26/05/2023	4	MSP	Pit 23	Dry Rejects	37.88
29/05/2023	5	MSP	Pit 23	Dry Rejects	34.78
29/05/2023	5	MSP	Pit 23	Dry Rejects	38.90
29/05/2023	5	MSP	Pit 23	Dry Rejects	36.60
29/05/2023	5	MSP	Pit 23	Dry Rejects	38.70
29/05/2023	5	MSP	Pit 23	Dry Rejects	39.30
29/05/2023	5	MSP	Pit 23	Dry Rejects	39.00
30/05/2023	5	MSP	Pit 23	Dry Rejects	40.20
30/05/2023	5	MSP	Pit 23	Dry Rejects	39.00
30/05/2023	5	MSP	Pit 23	Dry Rejects	37.00

3.2 Reporting period monitoring data

In accordance with Section 6 of the endorsed IWMP, the monthly average radioactivity of by-products shall be reported. A total of 159 loads (total of 6,066 tonnes) of by-products were transported and disposed into Pit 23 during 2023. 20 soil samples (during a non-routine MSP period of operation) were taken for radionuclide analysis with the results shown in Table 2. The number of dry circuit reject samples analysed satisfied the requirements outlined in the EPA Victoria Soil Sampling for Waste Soils Guidance (EPA Publication 702.2 May 2024). The sampling of dust filter bags were undertaken by cutting 20cm by 20cm section from five random filter bags. Each sample was placed in individual air tight sealed bags and sent to an external lab to undertake uranium and thorium concentration analysis.

Table 2: Quantities and radioactivity results for disposed MSP by-products during 2023.

Product	Product (tonnes)	Th (ppm)	U (ppm)
Dry circuit rejects	6,061.5	18.92	1.43
Wet circuit rejects	0	n/a	n/a
Baghouse dust filter bags	4.5	223	17.88
Total	6,066		

3.3 Incidents and remedial actions

3.3.1 Incidents or spills

No transport incidents or spillages occurred during the reporting period

3.3.2 Remedial actions taken

None required

3.4 Other matters

None identified.

Appendix D

Iluka EMP Performance Report 2023





Iluka Resources Limited Mineral Sands By-Product Disposal

Planning Permit 15-105

**Crown Allotments 91, 94, 95, 96
Parish of Telangatuk**

Environmental Management Plan and Rehabilitation Performance Report – 2023

Iluka Ref: UDOCS 3867-39868-148445

Contact:
Stuart Alexander
Environment Superintendent, Murray Basin
Stuart.Alexander@iluka.com

Document control

Revision	Details of review or changes	Prepared by	Date created
v1	Final	C. Mintern	28-08-2024

Table of contents

1	EXECUTIVE SUMMARY	4
2	INTRODUCTION	5
2.1	PLANNING PERMIT 15-105.....	5
2.2	COMMENCEMENT OF THE PERMIT	5
2.3	ENDORSED PLANS.....	8
2.4	PLAN AMENDMENTS.....	8
2.5	PERFORMANCE REPORTING	8
2.6	REHABILITATION AND VEGETATION MANAGEMENT PLAN.....	9
3	DELIVERY AND DISPOSAL OF MATERIALS INTO PIT 23	9
4	MONITORING RESULTS	9
4.1	GROUNDWATER.....	9
4.2	SURFACE WATER QUALITY	18
4.3	NOISE.....	26
4.4	WEEDS.....	26
4.5	VEHICLE HYGIENE	26
4.6	PUBLIC SAFETY.....	26
4.7	PM ₁₀ CONCENTRATIONS IN AIR	27
4.8	RADIATION MONITORING – OTHER	29
5	MANAGEMENT ACTIONS	34
5.1	GROUNDWATER MODEL REVIEW AND RECALIBRATION.....	34
5.2	MAXIMUM SURFACE LEVEL OF DISPOSED MATERIALS IN PIT 23	34
5.3	NON-COMPLIANCES	34
5.4	COMMENTS AND COMPLAINTS RECEIVED	34
5.5	2023 COMPLETED ACTIONS	34
5.6	2024 PROPOSED ACTIONS	35
5.7	OTHER MATTERS.....	35
6	REFERENCES	36
7	APPENDICES.....	37
	APPENDIX A: MONITORING DATA – SURFACE WATER.....	37
	APPENDIX B: MONITORING DATA (LAB) – GROUNDWATER.....	50
	APPENDIX C: MONITORING DATA (FIELD) – GROUNDWATER.....	87
	APPENDIX D: DUPLICATE AND BLANK ANALYTICAL RESULTS – 2023	95
	APPENDIX E: 2023 GW COMPLIANCE BORE RESULTS	96

List of tables

Table 1: Pit 23 groundwater monitoring bores categories	10
Table 2: Pit 23 bore status (as at 31/12/2023)	10
Table 3: Monitoring bores - standing water levels (mAHD).	14
Table 4: Surface water monitoring program.....	19
Table 5: DUSW20 surface water monitoring results.	21
Table 6: DUSW20 surface water monitoring results.	22
Table 7: DUSW20 surface water monitoring results.	23
Table 8: DUSW05B surface water monitoring results.....	24
Table 9: DUSW24 surface water monitoring results.	25
Table 10: Radon concentrations within Pit 23 to 2023.....	30
Table 11: Thoron concentrations within Pit 23 to 2023.....	30
Table 12: Gross Alpha radiation in PM ₁₀ dust.	32

List of figures

Figure 1: Douglas Mine and Pit 23 regional location.	6
Figure 2: Pit 23 location	7
Figure 3: Pit 23 updated groundwater monitoring network.	12
Figure 4: Groundwater elevation (mAHD) bores in predicted flow path.	15
Figure 5: Groundwater elevation (mAHD) up-gradient bores.	15
Figure 6: Groundwater elevation (mAHD) cross-gradient and background bores.....	16
Figure 7. PM10 dust concentrations at neighbouring residences vs. daily rainfall.	27
Figure 8. Pit 23 air quality (PM10) monitoring locations.	28
Figure 9: Thoron and Radon detectors.	29
Figure 10: Radon concentration results for 2023.....	31
Figure 11: Thoron concentration results for 2023.....	31
Figure 12. Gross Alpha Radiation in PM10 Dust for 2023.....	33

1 Executive Summary

Iluka Resources Limited (Iluka) operates the Pit 23 by-products disposal facility located at the Douglas Mine in the Kanagulk area and within the municipality of the Horsham Rural City.

Pursuant to Planning Permit 15-105 issued by Horsham Rural City Council (HRCC), and the subsidiary Pit 23 Incoming Waste Monitoring Plan (IWMP), the Pit 23 facility is approved for the disposal of mineral separation by-products and used dust filter bags from the Iluka Hamilton Mineral Separation (MSP) which contain or are contaminated with Naturally Occurring Radioactive Material (NORM), and concrete and steel which contains or is contaminated with NORM associated with plant and infrastructure from nominated Iluka sites within Victoria.

Complementing the IWMP are the endorsed Pit 23 Environmental Management Plan (EMP) which addresses the identification, management and monitoring of environmental risks associated with the approved development and use; and the endorsed Rehabilitation and Vegetation Management Plan (R&VMP) which addresses the future rehabilitation of the Pit 23 facility including infrastructure decommissioning, landform reinstatement and end land use.

This report is submitted in accordance with Section 12.2 of the endorsed Iluka Pit 23 EMP and outlines the results of monitoring and management actions undertaken during the period 1st January 2023 to 31st December 2023.

Key commentary on environmental monitoring outcomes and performance against compliance objectives in the Pit 23 EMP for the 2023 reporting period:

- There were no exceedances of applicable limits for radionuclides or any other analytes in groundwater in compliance bores down-gradient of Pit 23 attributable to disposal activities;
- There was no surface water discharge from the Pit 23 disturbance area;
- There were no exceedances of applicable limits for any analytes in groundwater-fed surface water sites down-gradient of Pit 23 attributable to disposal activities.
- No noise complaints were received;
- There were no exceedances of the air concentration limit for PM₁₀;
- There were no exceedances of the air concentration limits for radon or thoron;
- Measured concentrations of gross alpha radiation in airborne dust were within the range of historical values; and
- Rehabilitation earthworks at Pit 23 commenced in H2 2021 and are anticipated to be completed by 2025.

Detailed assessment of compliance, key results and management actions are provided in Section 4 of the enclosed report.

2 Introduction

Iluka Resources Limited (Iluka) operates the Pit 23 by-products disposal facility located at the Douglas Mine in the Kanagulk area and within the municipality of the Horsham Rural City (Figure 1 and Figure 2).

Pursuant to Planning Permit 15-105 issued by Horsham Rural City Council (HRCC), and the subsidiary Pit 23 Incoming Waste Monitoring Plan (IWMP), the Pit 23 facility is approved for the disposal of mineral separation by-products and used dust filter bags from the Iluka Hamilton Mineral Separation (MSP) which contain or are contaminated with Naturally Occurring Radioactive Material (NORM), and concrete and steel which contains or is contaminated with NORM associated with plant and infrastructure from nominated Iluka sites within Victoria.

2.1 Planning Permit 15-105

Under the Horsham Planning Scheme the subject land is in the Farming Zone and under the provisions of that zone a permit is required for use and development for Industry (Refuse Disposal). On 25th February 2017 Planning Permit 15-105, (the Permit) was issued by the Horsham Rural City Council as the Responsible Authority to allow:

Use and development of the land for the disposal of waste by-products associated with or sourced through mineral sands processing undertaken at the Hamilton Mineral Separation Plant (MSP), including waste by-products and contaminated materials resulting from the processing and transport operations as follows:

- *By-products from the processing of heavy mineral concentrate at the Hamilton MSP;*
- *used dust filter bags from the Hamilton MSP; and*
- *Other chemically inert material contaminated with naturally occurring radioactive material.*

in accordance with the endorsed plans.

2.2 Commencement of the Permit

Condition 1 of the Permit states:

This permit does not come into operation until:

- a. *Iluka has applied to the Department of Economic Development, Jobs, Transport and Resources to vary the 2003 Work Plan to identify a new endues utilisation of Pit 23 and to vary the rehabilitation plan; and*
- b. *Iluka has applied to the Minister to surrender part of MIN 5367 (Pit 23); and*
- c. *The Department of Economic Development, Jobs, Transport and Resources has approved the Work Plan Variation; and*
- d. *The Minister has registered the partial surrender of MIN 5367.*

The permit comes into operation on the same day the Work Plan Variation is approved, and the partial surrender of MIN 5367 is registered.

The Variation to the 2003 Douglas Mine Work Plan was approved on the 13th April 2017, and the partial surrender of MIN5367 was registered on 11th May 2017, this being the date of commencement of the Permit.

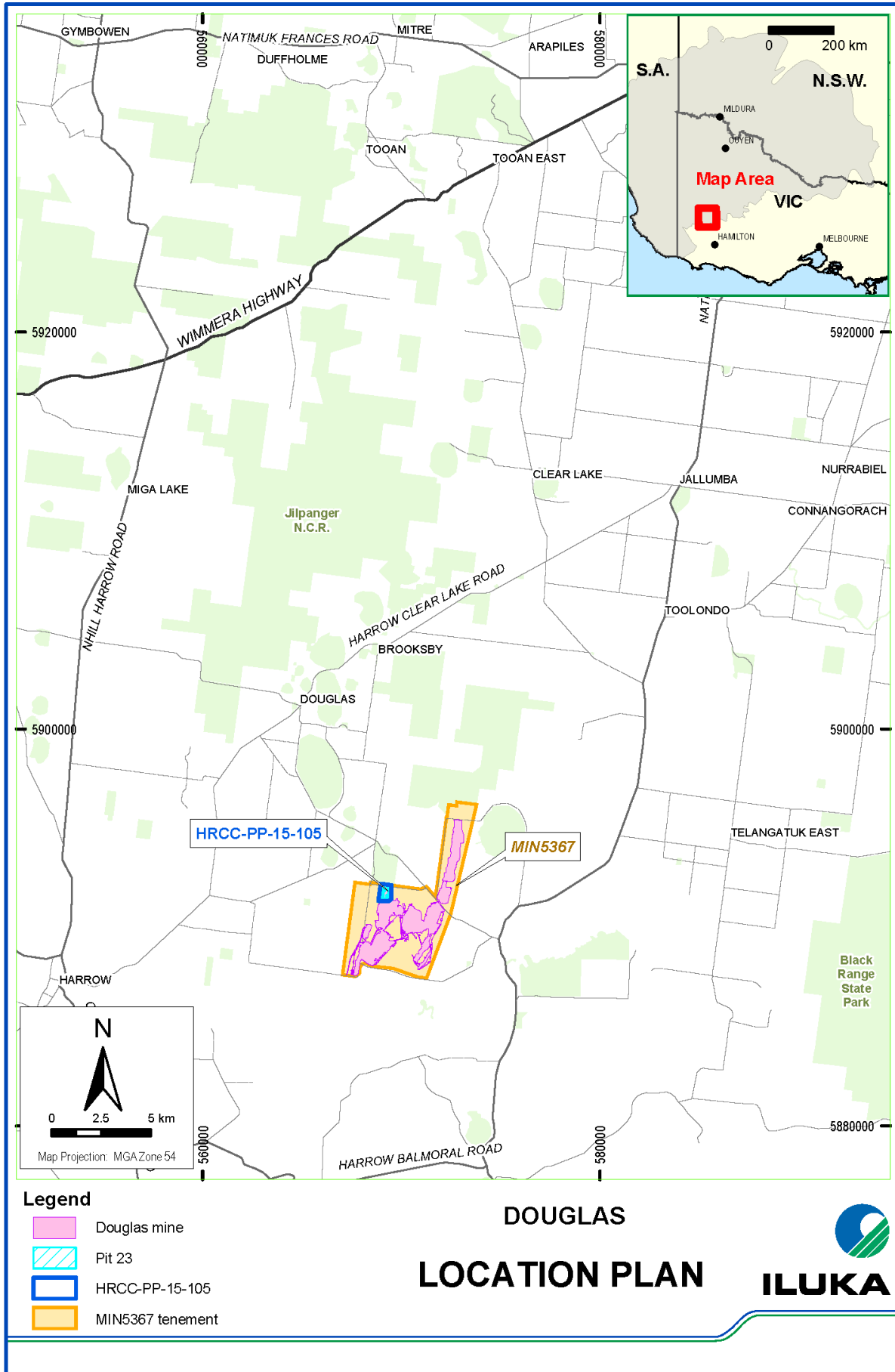


Figure 1: Douglas Mine and Pit 23 regional location.

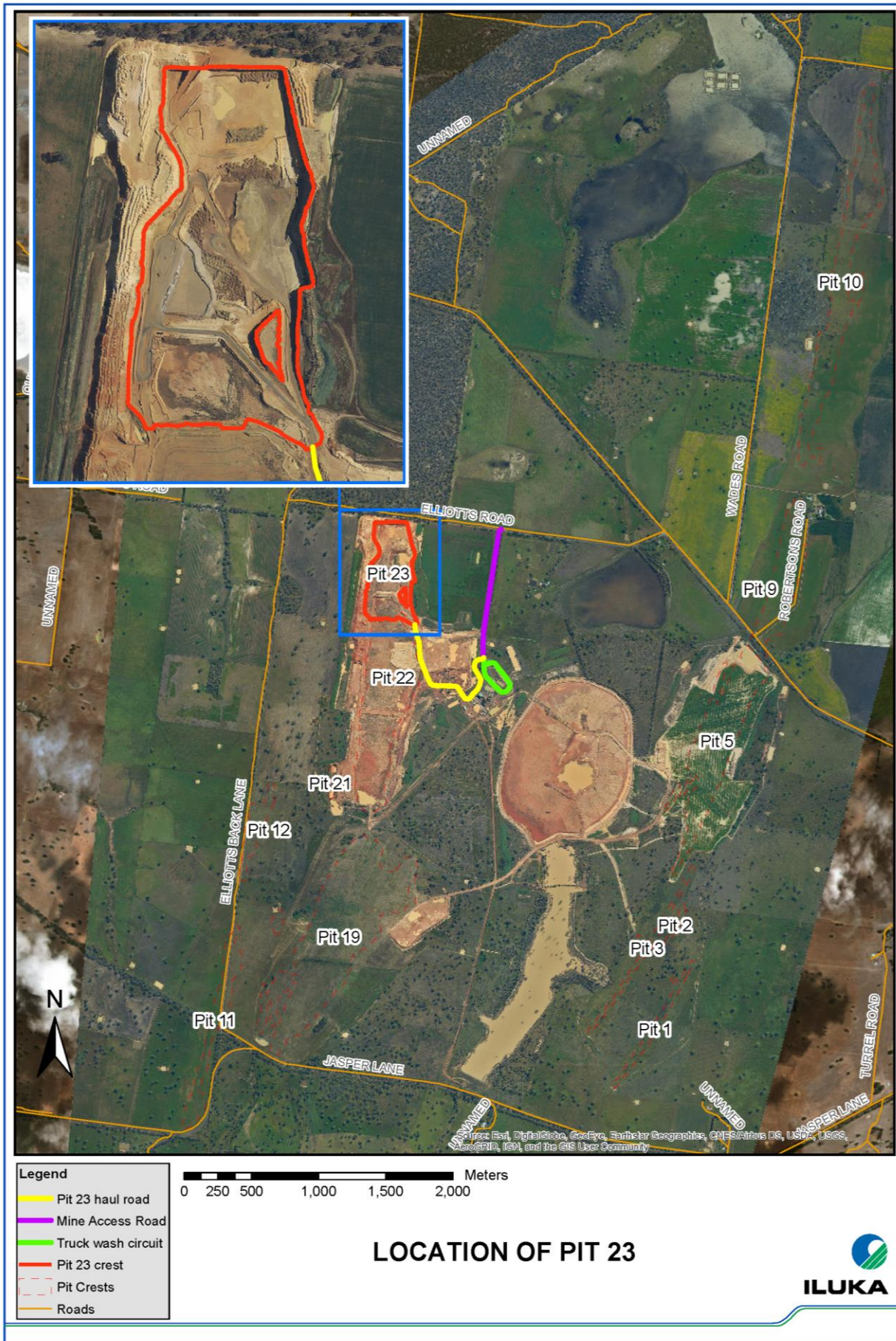


Figure 2: Pit 23 location

2.3 Endorsed Plans

Conditions 2, 3, 9, 14, 16 and 34 of the Permit relate to various management plans that once approved by the Responsible Authority will be endorsed to form part of the Permit, which includes:

- Incoming Waste Monitoring Plan (IWMP);
- Environmental Management Plan (EMP), incorporating;
 - Groundwater Monitoring and Management Plan (GWMMP);
 - Surface Water Monitoring and Management Plan (SWMMP);
 - Air Quality/Dust Control Plan (AQMP); and
- Rehabilitation and Vegetation Management Plan (R&VMP).

The original plans were endorsed by Horsham Rural City Council on 17th July 2017.

A review of the EMP (Rev 4) and IWMP (Rev 4) was undertaken in 2020 with the revised plans (Rev 5.1 and 5 respectively) submitted to HRCC for review and approval on the 16th of December 2020. HRCC provided formal endorsement of the plans on the 29th September 2021.

2.4 Plan Amendments

No amendments were made to the EMP, IWMP or R&VMP during the reporting period.

2.5 Performance reporting

Section 12.1 of the endorsed EMP (Rev 5.1, September 2021) outlines the routine reporting requirements for the mineral sands by-product disposal operations which are:

A review of performance will be completed and an EMP and Rehabilitation Performance Report prepared annually on a calendar year basis, or as otherwise agreed with the Responsible Authority.

The structure and content of each report will follow that given in Table 49. Where no activities applied in the reporting period for a certain aspect or activity this will be referenced as “Not Applicable” in the report with a brief supporting explanation provided.

Table 49. Structure of EMP and Rehabilitation Performance Reports.

Item	Item Information to be provided
General	
Applicable Reporting Period	Time period covered by report
Executive Summary	Summary of compliance to environmental objectives Summary of rehabilitation activities and performance
Waste Disposal Summary	
Waste Disposed	
Pit Backfill Status	
Environmental Performance	
Groundwater	Groundwater Reporting as detailed in GWMMP (Table 18)
Surface Water	Surface Water Reporting as detailed in SWMMP (Table 27)
Air Quality	Air Quality Reporting as detailed in AQMP (Table 35)
Noise	Noise Reporting as detailed in Table 39
Weeds	Weeds Reporting as detailed in Table 42
Vehicle Hygiene	Vehicle Hygiene Reporting as detailed in Table 45
Public Safety	Public Safety Reporting as detailed in Table 48
Rehabilitation Performance	
Rehabilitation Summary	Detailed summary of rehabilitation activities undertaken in the reporting period (e.g. decommissioning, overburden return, revegetation activities).
Other	
Comments / Complaints	Summary of comments / complaints received and resulting actions
Outlook	Plans for the next reporting period

Other Matters	Discussion on other matters considered relevant by the Responsible Authority or Iluka.
Plan Amendment(s)	Summary of any amendment/updates to the EMP, IWMP or R&VWMP in the reporting period (if applicable).

Per Section 13.1.2 of the EMP, the EMP and Rehabilitation Performance Reports will be subject to review by an independent auditor prior to submission to the Responsible Authority.

2.6 Rehabilitation and Vegetation Management Plan

Rehabilitation works continued at Douglas during 2023 with material from the Douglas tailings storage facility (TSF) providing intermediate cover over deposited wastes within the Pit 23 void. Approximately 435,365 BCM of intermediate cover was transferred into Pit 23 during 2023.

As described in Section 1.4.1 of the Incoming Waste Management Plan, materials used as intermediate cover include non-target materials such as sand, clays and oversize material generated during the extraction and onsite processing of ore at the Douglas mine. During Douglas operations these non-target materials were deposited into the TSF.

As per Section 8.3 of the R&VMP a 5m cover (consisting of OB, sub and topsoil) will be placed on top of the intermediate cover and disposed materials. Approximately 268,894 BCM of overburden was placed over intermediate cover during the reporting period.

3 Delivery and Disposal of Materials into Pit 23

A total of 158 loads of MSP by-products were disposed into Pit 23 between the 1/05/2023 and the 30/05/2023, totalling 6,066 tonnes. The average concentration for Uranium and Thorium for the by-product waste received into Pit 23 was 1.43 ppm and 8.6 ppm respectively. No Transport incidents or spillages occurred. For more information refer to the Incoming Waste Monitoring Plan – Performance Report 2023.

4 Monitoring Results

4.1 Groundwater

4.1.1 Bore network status

The Pit 23 bore network includes additional monitoring bores installed in 2018 per the recommendations in the independent desktop review of proposed by-product disposal (EES, 2016). Since the installation of these bores, the augmented bore network satisfies Condition 28(c) of the Permit.

In accordance with Section 7.5.1 of the current endorsed EMP (Rev 5.1, September 2021) groundwater monitoring bores are designated as compliance, impact or background as defined in Table 1.

Table 1: Pit 23 groundwater monitoring bores categories

Category	Description
Impact Bores	Bores immediately adjacent the Pit 23 crest and expected to be influenced by historical mine/tailings disposal, as based on groundwater arrival time predictions (EMM, 2019) and Pit 23 solute transport modelling (per Jacobs, 2016). Not subject to exceedance reporting.
Compliance / Indicator Bores	Bores not impacted by mining or Pit 23 by-product disposal activities and sited down-gradient of Pit 23 and directly on the path of groundwater flow. These bores are used to indicate the occurrence (or otherwise) of potentially-contaminated groundwater flows from Pit 23 and adverse impacts on stock water beneficial use. Subject to exceedance reporting.
Background Bores	Bores sited up-gradient, cross-gradient and far down-gradient of Pit 23 and representative of local or broader background groundwater condition not associated with Pit 23. Monitoring of these bores allows comparison of groundwater trends or observations in nominated compliance bores. Not subject to exceedance reporting.

The category and status of the Pit 23 monitoring bore network is given in Table 2. Monitoring bore locations are provided in Figure 3.

Table 2: Pit 23 bore status (as at 31/12/2023)

Well ID	Comment	Status / Condition
IMPACT BORES		
WRK300	Adjacent Pit 23 pit crest (NE corner)	OK
BW36A	Adjacent Pit 23 pit crest (NW corner)	OK
COMPLIANCE / INDICATOR BORES		
GW01	Down-gradient / on flow path	OK
GW02	Down-gradient / on flow path	OK
GW03	Down-gradient / on flow path	OK
GW04A	Down-gradient / on flow path	OK
BACKGROUND BORES		
WRK301	Up-gradient of Pit 23	OK
GW04	Cross-gradient of flow path	OK
GW05	Cross-gradient of flow path	OK
WRK302	Up-gradient of Pit 23	OK
GW06	Up-gradient of Pit 23	OK
GW08	Up-gradient of Pit 23	OK
GW07	Up-gradient of flow path	OK
BW45B	Cross-gradient of flow path	OK
BW28A	Cross-gradient of flow path	OK
BW05	Far down-gradient	OK
IWB2	Background - other	OK
IWB6	Background - other	OK

4.1.2 Bore monitoring schedule

As per Section 7.5 of the EMP bi-annual sampling and analysis will continue for all bores listed in Table 2 above.

Compliance bores (GW01, GW02, GW03 and GW04A) will in addition be sampled in all remaining months outside of bi-annual sampling with a reduced suite of analytes to align with the site specific water quality objectives that have been set for analytes (pH – lower criterion, Se and U₂₃₈ along with ionic ratio's Na:Ca and Cl:SO₄) whose natural background values exceed the groundwater objectives, thereby, the background values become the groundwater objectives.

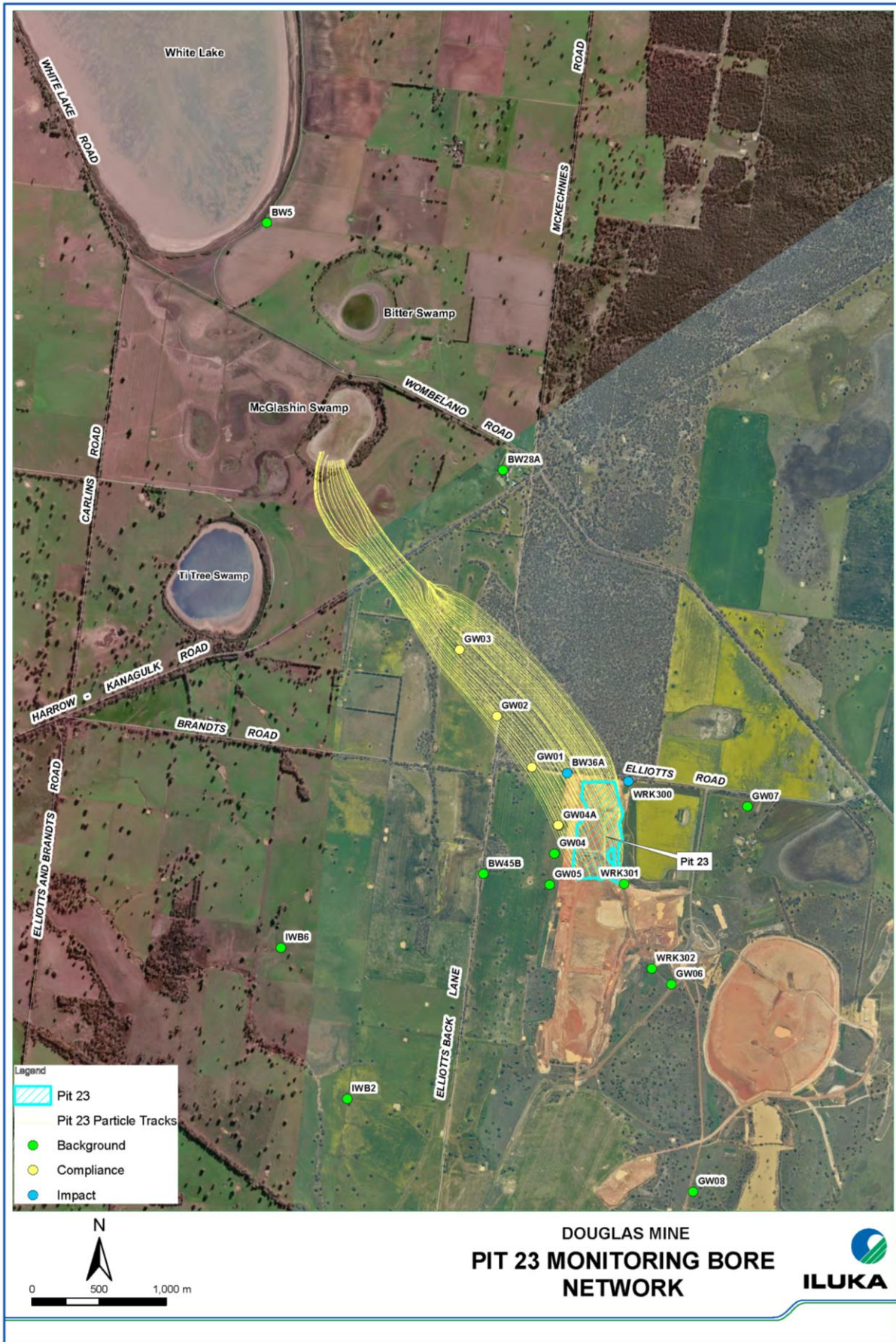


Figure 3: Pit 23 updated groundwater monitoring network.

4.1.3 Standing water levels

In accordance with Section 7.5 of the current endorsed EMP (Rev 5.1, September 2021) groundwater level monitoring will be undertaken in the course of groundwater quality sampling.

Groundwater level hydrographs for these bores (expressed in groundwater elevation (metres above Australian Height Datum, mAHD) are provided in Table 3 and Figure 4 to Figure 6. Data includes that obtained during scheduled events and ad-hoc measurements.

All bores along the predicted flow path (Figure 4) have exhibited stable standing water levels in the preceding 24-month period and in comparison to long-term trends; background bores and bores up and cross-gradient of Pit 23 (Figure 5 and Figure 6) have exhibited relatively stable water levels with minor fluctuation.

Table 3: Monitoring bores - standing water levels (mAHD).

Bore ID	Jan-23	Feb-23	Mar-23	Apr-23	May-23	Jun-23	Jul-23	Aug-23	Sep-23	Oct-23	Nov-23	Dec-23
IMPACT BORES												
WRK300	*	175.45	*	175.4	*	*	175.31	*	175.37	*	*	*
BW36A	174.5	*	*	174.45	*	*	174.44	*	174.45	*	*	*
INDICATOR / COMPLIANCE BORES												
GW01	173.51	173.46	173.51	173.96	173.80	173.80	173.84	173.90	173.87	173.92	173.91	173.90
GW02	170.47	170.51	170.58	170.43	170.57	170.48	170.49	170.52	170.47	170.51	170.55	170.58
GW03	162.44	162.38	162.43	161.40	161.55	161.41	161.49	161.13	161.54	161.51	161.37	161.41
GW04A	177.08	177.09	176.96	177.08	177.02	177.02	177.08	177.05	177.10	177.07	177.12	177.16
BORES REPRESENTATIVE OF BACKGROUND												
WRK301	175.45	*	*	175.4	*	*	175.31	*	175.37	*	*	*
GW04	178.27	*	*	178.28	*	*	178.12	*	*	178.28	*	*
GW05	*	178.92	*	*	*	*	178.92	*	*	*	*	*
WRK302	*	176.84	*	176.84	*	*	176.84	*	*	176.84	*	*
GW06	176.49	*	*	*	*	*	176.40	*	*	*	*	*
GW08	177.56	*	177.57	*	*	*	177.56	*	177.58	*	*	*
GW07	172.44	*	*	172.59	*	*	172.57	*	*	*	*	*
BW45B	*	177.35	177.62	*	177.43	177.43	177.44	177.56	177.63	*	*	*
BW28A	152.11	*	*	152.17	*	*	152.02	*	*	*	*	*
BW05	147.50	*	*	147.49	*	*	147.47	*	147.49	*	*	*
IWB2	179.65	*	*	179.72	*	*	179.73	*	*	*	*	*
IWB6	176.18	*	*	176.35	*	*	176.39	*	*	*	*	*
<u>Notes</u>												
<ul style="list-style-type: none"> dates marked with an asterisk (*) indicates no scheduled sampling required 												

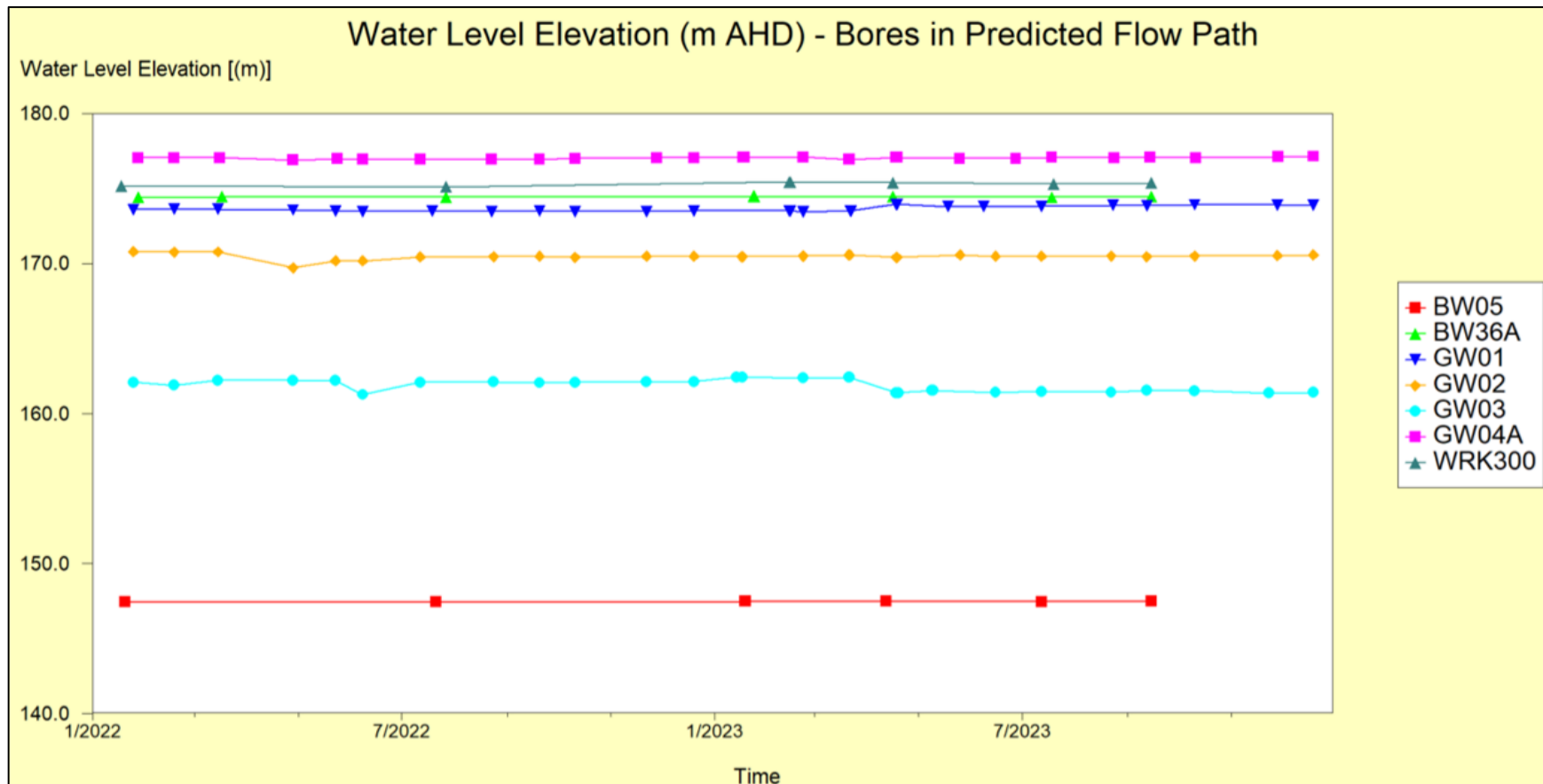


Figure 4: Groundwater elevation (mAHD) bores in predicted flow path.

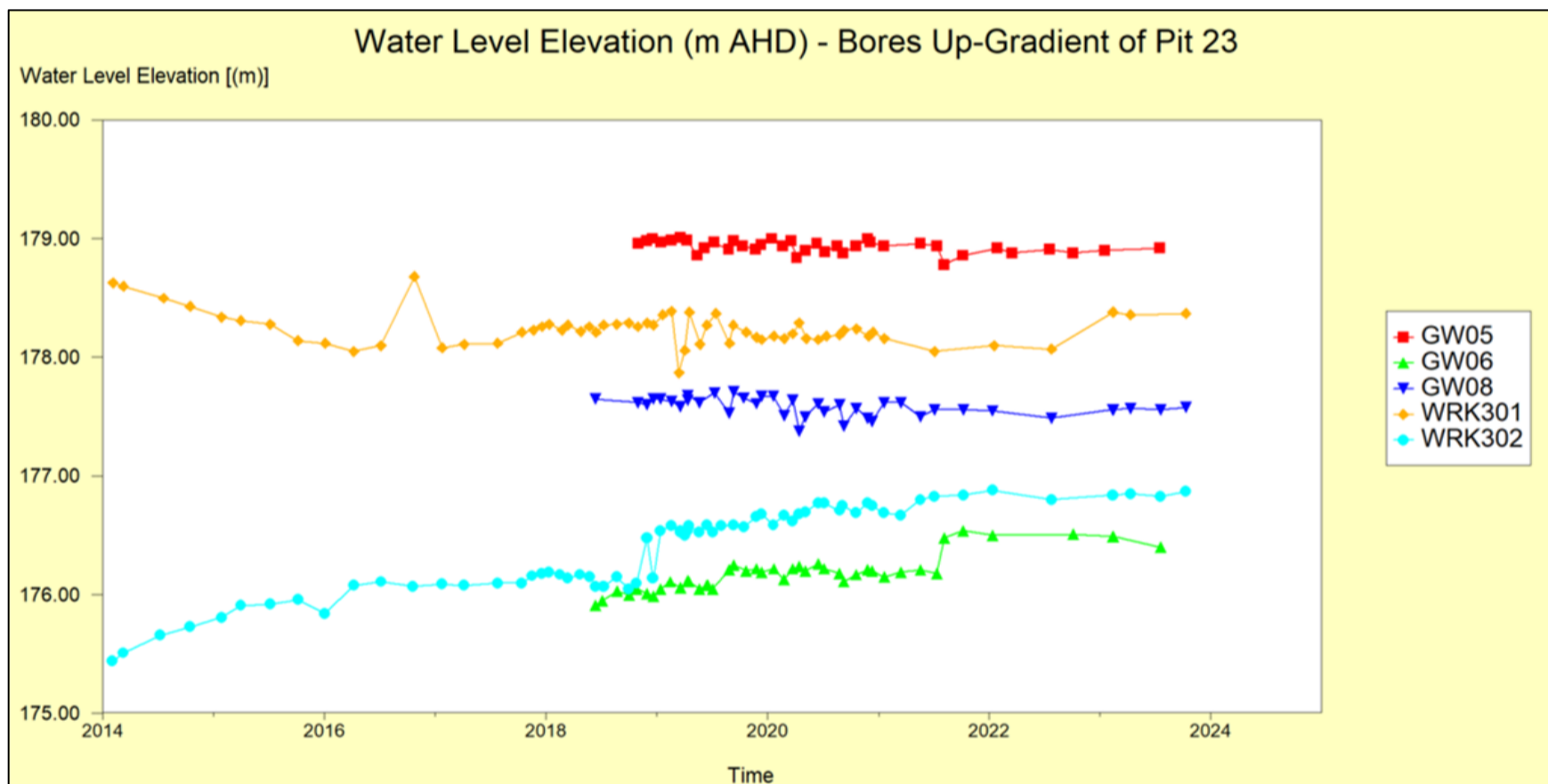


Figure 5: Groundwater elevation (mAHD) up-gradient bores.

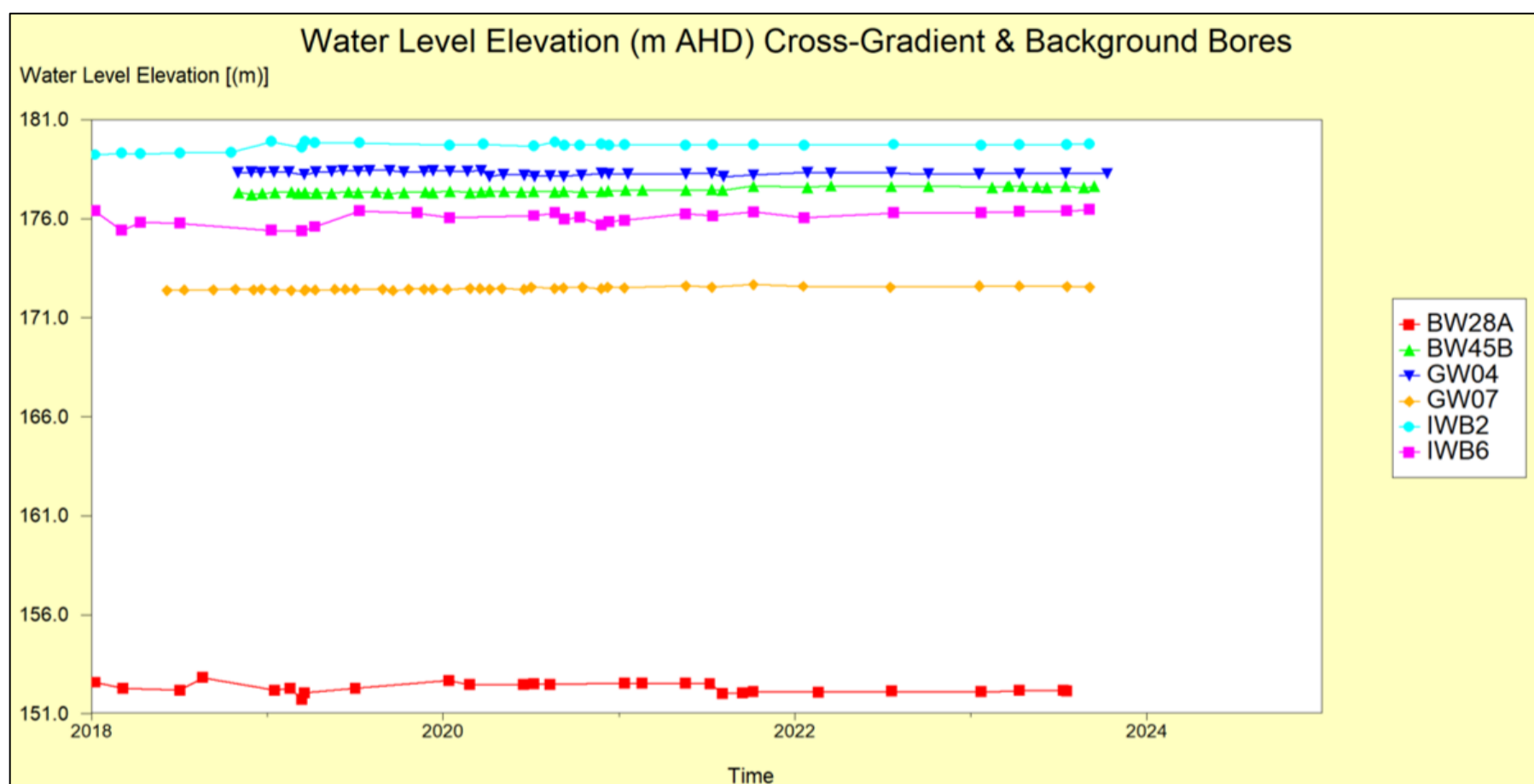


Figure 6: Groundwater elevation (m AHD) cross-gradient and background bores.

4.1.4 Groundwater quality

As per Section 7.3.2 of the EMP, groundwater is dominated by the Na-Cl ion pair whereas the results of laboratory leach tests on MSP by-products show that leachate is dominated by the Ca-SO₄ ion pair. Thus, leachate migration would be indicated by a decline in the Cl:SO₄ and Na:Ca ratios as the concentrations of sulfate or calcium increases relative to the concentrations of chloride or sodium, respectively.

Groundwater water quality objectives (GWQOs) are used to evaluate changes in groundwater chemistry that may be associated with seepage from Pit 23, however, objectives for these ionic ratios are not prescribed in the Victorian EPA Environment Reference Standard (ERS), Environmental Protection Act 2017 (the Act) and the GWQOs for these ratios do not apply as standalone limits to be maintained and are only taken into consideration where they correspond to a simultaneous trend of concern in one or more other analytes. They are used to confirm the likelihood of a Pit 23 related influence on groundwater quality and expression into surface waters where trends of concern are first observed for other analytes.

Per Section 7.6 of the EMP in the event that an exceedance of one or more GWQOs occurs the following will occur:

- Follow up confirmation sampling and analysis
- Referring to the predicted groundwater particle arrival times from the updated hydrogeological model (per EMM, 2019), confirmation of the arrival of seepage from Pit 23 in a bore will be assumed if all the below apply:
 - the results of the follow-up sampling and analysis confirms a continued adverse trend/exceedance;
 - the exceedance(s) correspond with a simultaneous trend of concern/exceedance in Cl:SO₄ and/or Na:Ca ratios;
 - the results are not consistent with the natural background chemistry in that bore or bores; and
 - the timing of the above adverse trends/exceedances is less than 90% of that predicted in the hydrogeological model (i.e. seepage from Pit 23 may have arrived at the bore(s) sooner than expected).

During the reporting period there were no exceedances for GW compliance bores (GW01, GW02, GW03 and GW04A). Charts within **Appendix E** demonstrate compliance for site specific analyte GWQO's that use the rolling average median of the last eight results to determine if an investigation trigger has been exceeded.

All groundwater quality monitoring data (laboratory and field data) for the reporting period for all parameters monitored is provided in **Appendix B** and **C** of this report, respectively.

Groundwater sampling and analysis QA/QC assessment and validation provided by external laboratories did not report any non-conformances.

A blind duplicate sample taken in 2023 had acceptable repeatability, with all results within 11.11% relative percentage difference (RPD). The majority of the results were below 4% relative percentage difference.

The results of a blind duplicate taken during the reporting period is provided in **Appendix D**.

4.2 Surface water quality

4.2.1 Run-off fed surface water sites

In accordance with Section 8.4.3.2 of the EMP, surface water samples are required monthly (when available) and/or must be obtained from nominated run-off fed surface water monitoring points if a discharge of run-off water from the disturbed area of Pit 23 and surrounds occurs.

No discharges occurred during the reporting period and subsequently no follow-up monitoring was required. All surface water quality monitoring data for the reporting period is provided in **Appendix A** of this report.

4.2.2 Groundwater-fed surface water sites

In accordance with Section 8.4.3.1 of the EMP, monthly surface water samples (when available) obtained from the nominated groundwater-fed surface water monitoring points down-gradient of Pit 23 (i.e. surface water features receiving groundwater base-flow) are analysed for a suite of target parameters to identify the potential expression of Pit 23 groundwater seepage.

As per Section 7.3.2 of the EMP groundwater is dominated by the Na-Cl ion pair whereas the results of laboratory leach tests on MSP by-products show that leachate is dominated by the Ca-SO₄ ion pair. Thus, leachate migration would be indicated by a decline in the Cl:SO₄ and Na:Ca ratios as the concentrations of sulfate or calcium increases relative to the concentrations of chloride or sodium, respectively.

Surface water quality objectives (SWQOs) as described per Table 22 of the EMP are used to evaluate changes in water chemistry that may be associated with seepage from Pit 23, however, objectives for these ionic ratios are not prescribed in the ERS and the SWQOs for these ratios do not apply as standalone limits to be maintained and are only taken into consideration where they correspond to a simultaneous trend of concern in one or more other analytes. i.e. they are used to confirm the likelihood of a Pit 23 related influence on groundwater quality and expression into surface waters where trends of concern are first observed for other analytes.

Per Section 8.6 of the EMP in the event that an exceedance of one or more SWQOs occurs the following will occur:

- Follow up confirmation sampling and analysis
- Exceedances will be assumed as related to Pit 23 if **all** the below apply:
 - the results of the follow-up sampling and analysis confirms a continued adverse trend/exceedance;
 - the exceedance(s) correspond with a simultaneous trend of concern/exceedance in Cl:SO₄ and/or Na:Ca ratios;
 - the results are not consistent with the natural background chemistry at that site (where sufficient depth of data exists to allow this assessment). This recognises that some receptor sites have unique and variable chemistry that may naturally exceed the site-specific SWQOs);
 - similar trends of concern/exceedances are not observed in samples obtained from reference/analogous sites as listed in Table 19 of the EMP; and
 - the timing of the above adverse trends/exceedances is less than 90% of that predicted in the hydrogeological model (i.e. seepage from Pit 23 may have arrived at the bore(s) sooner than expected).

Table 4 listed below describes surface water locations and sampling frequency.

Table 4: Surface water monitoring program

Receptor Sites	Frequency
Receptors: Groundwater-fed	
DUSW20 – North-west drainage line DUSW05B – White Lake DUSW24 – McGlashin Swamp	<ul style="list-style-type: none"> • Monthly; or • During or following an off-site discharge event (creek and drainage lines only)
Receptors: Runoff-fed	
DUSW11 – Chadwicks Wetland DUSW25 – Red Hill drainage line	<ul style="list-style-type: none"> • Monthly; or • During or following an off-site discharge event (creek and drainage lines only)

Nil exceedances or trends of concern attributable to Pit 23 seepage or mining influences as per the SWQO's following surface water sampling and analysis at groundwater fed receptor locations DUSW24, DUSW05B and DUSW20 were identified during the 2023 reporting period (refer to Tables 5 to 9 below).

Sampling results at location DUSW20 an ephemeral drainage line, in June 2023 show elevated readings for all analytes (with the exception of EC and DO), indicating a potential outlier for that month. The sampling location had been dry the previous seven months and the elevated values may be a result of the high rainfall of 110mm received in June, washing out potential contaminant build up in adjacent roadside drains. All elevated results for June remained within background values with the exception of zinc that had a rolling median of the previous 8 results in June of 0.055mg/L which is above the natural background value for zinc of 0.043mg/L, the result for zinc dropped significantly in July, however, the rolling median remained outside of the 80th percentile SWQO but below the natural background value, similarly, elevated zinc values for August and September were above the SWQO but below the natural background value. Other elevated analyte values in follow up sampling for total nitrogen, total phosphorous, turbidity, chromium and copper remained within background values. Additionally, all elevated results did not coincide with simultaneous trends of concern in the ionic balance ratio's (Na:Ca and/or Cl:SO4). Due to dry conditions there was no surface water flow along the north west drainage line after September 2023 or opportunity to take additional samples.

Samples taken at DUSW05B during 2023 show elevated results for dissolved oxygen, turbidity and copper, however all elevated values were within natural background levels. An elevated boron result of 7.3mg/L for a sample taken in December was below the natural background of 7.36mg/L and did not coincide with an ionic balance exceedance.

Sampling results from location DUSW24 show values outside of the 75th percentile SWQO's for total phosphorous and dissolved oxygen however readings align with natural background levels. An outlier elevated result for boron of 6.8mg/L was received from a sample taken in November, the follow up sample in December shows the result (0.95mg/L) consistent with long term values and the rolling median of 0.81mg/L remained under the SWQO (2.0mg/L).

Five samples were able to be taken from DUSW11 (Chadwicks Wetland) throughout 2023 before eventually drying out in October 2023. There were no opportunities for sample collection at DUSW25 throughout the reporting period.

All surface water quality monitoring data for the reporting period is provided in Appendix A and Tables 5 to 9 of this report.

Table 5. DUSW20 surface water monitoring results.

Site ID	Sample date	Total Nitrogen			Turbidity			pH				Chromium			Cobalt				
	SWQO's	TN (mg/l)	Rolling median of last 8 results	75th %ile limit	NTU	Rolling median of last 8 results	75th %ile limit	pH	Rolling median of last 8 results	25th %ile limit	75th %ile limit	Cr (mg/l)	Rolling median of last 8 results	80th %ile limit	95th %ile limit	Co (mg/l)	Rolling median of last 8 results	80th %ile limit	95th %ile limit
DUSW20	14/08/2019	1.4		1.4	227		24.2	7.4		7	8	0.051		0.005	0.016	0.009		0.002	0.003
	14/09/2020	2.7		1.4	164		24.2	7.3		7	8	0.021		0.005	0.016	0.003		0.002	0.003
	8/10/2020	1.5		1.4	59.2		24.2	7.9		7	8	0.001		0.005	0.016	0.001		0.002	0.003
	3/08/2021	3.1		1.4	151		24.2	7.3		7	8	0.008		0.005	0.016	0.005		0.002	0.003
	30/08/2022	2.8		1.4	134		24.2	7.4		7	8	0.002		0.005	0.016	0.001		0.002	0.003
	27/09/2022	2.9		1.4	42.4		24.2	7.8		7	8	0.006		0.005	0.016	0.001		0.002	0.003
	13/10/2022	2.6		1.4	59.6		24.2	7.7		7	8	0.003		0.005	0.016	0.002		0.002	0.003
	7/06/2023	4.1	2.75	1.4	772	142.5	24.2	6.7	7.4	7	8	0.02	0.007	0.005	0.016	0.01	0.0025	0.002	0.003
	11/07/2023	2.9	2.85	1.4	53.5	96.8	24.2	7.28	7.35	7	8	0.006	0.006	0.005	0.016	0.001	0.0015	0.002	0.003
	14/08/2023	2	2.85	1.4	27.8	59.4	24.2	7.91	7.55	7	8	0.003	0.0045	0.005	0.016	0.001	0.001	0.002	0.003
	11/09/2023	1.8	2.85	1.4	26.1	56.55	24.2	7.79	7.55	7	8	0.002	0.0045	0.005	0.016	0.001	0.001	0.002	0.003
	Natural Background (av + 2SD)	3.25			165			7.04				0.016			0.004				

Table 6: DUSW20 surface water monitoring results.

Site ID	Sample date	Copper				Iron				Zinc			
	SWQO's	Cu (mg/l)	Rolling median of last 8 results	80th %ile limit	95th %ile limit	Fe (mg/l)	Rolling median of last 8 results	80th %ile limit	95th %ile limit	Zn (mg/l)	Rolling median of last 8 results	80th %ile limit	95th %ile limit
DUSW20	14/08/2019	0.013		0.003	0.027	31		3.5	13	0.11		0.022	0.041
	14/09/2020	0.005		0.003	0.027	14		3.5	13	0.12		0.022	0.041
	8/10/2020	0.001		0.003	0.027	0.2		3.5	13	0.039		0.022	0.041
	3/08/2021	0.003		0.003	0.027	6.5		3.5	13	0.091		0.022	0.041
	30/08/2022	0.005		0.003	0.027	3.6		3.5	13	0.024		0.022	0.041
	27/09/2022	0.004		0.003	0.027	2.8		3.5	13	0.034		0.022	0.041
	13/10/2022	0.002		0.003	0.027	3.2		3.5	13	0.032		0.022	0.041
	7/06/2023	0.01	0.0045	0.003	0.027	14	5.05	3.5	13	0.07	0.0545	0.022	0.041
	11/07/2023	0.004	0.004	0.003	0.027	3.3	3.45	3.5	13	0.02	0.0365	0.022	0.041
	14/08/2023	0.002	0.0035	0.003	0.027	2.6	3.25	3.5	13	0.046	0.0365	0.022	0.041
	11/09/2023	0.001	0.0035	0.003	0.027	2.1	3.25	3.5	13	0.028	0.033	0.022	0.041
	Natural Background (av + 2SD)	0.08				9.33				0.043			

Table 7: DUSW20 surface water monitoring results.

Site ID	Sample date	Cl:SO4				Na:Ca			
	SWQO's	Cl:SO4 Ratio	Rolling median of last 8 results	5th %ile limit	20th %ile limit	Na:Ca Ratio	Rolling median of last 8 results	5th %ile limit	20th %ile limit
DUSW20	14/08/2019	2.28		4.98	5.79	10.75		6.2	7.68
	14/09/2020	10.50		4.98	5.79	8.36		6.2	7.68
	8/10/2020	6.61		4.98	5.79	11.67		6.2	7.68
	3/08/2021	8.00		4.98	5.79	11.06		6.2	7.68
	30/08/2022	7.15		4.98	5.79	9.3		6.2	7.68
	27/09/2022	7.50		4.98	5.79	8.06		6.2	7.68
	13/10/2022	9.53		4.98	5.79	43.1		6.2	7.68
	7/06/2023	1.33	7.33	4.98	5.79	0.16	10.025	6.2	7.68
	11/07/2023	ND		4.98	5.79	ND		6.2	7.68
	14/08/2023	11.58	7.5	4.98	5.79	9.49	9.395	6.2	7.68
	11/09/2023	8.20	7.75	4.98	5.79	12.6	10.275	6.2	7.68
	Natural Background (av + 2SD)	>4.3				>2.7			

ND= No Data available

Table 8: DUSW05B surface water monitoring results.

Site ID	Sample date	Dissolved Oxygen				Turbidity			Boron				Copper			
	SWQO's	DO (%)	Rolling median of last 8 results	75th %ile limit	Max (x2)	T (NTU)	Rolling median of last 8 results	75th %ile limit	B (mg/l)	Rolling median of last 8 results	80th %ile limit	95th %ile limit	Cu (mg/l)	Rolling median of last 8 results	80th %ile limit	95th %ile limit
DUSW05B	7/06/2022	107		65	120	44.3		81.5	1.9		4.5	6.5	0.0030		0.01	0.038
	27/07/2022	152		65	120	20.1		81.5	2.4		4.5	6.5	0.0010		0.01	0.038
	18/08/2022	112		65	120	9.9		81.5	1.3		4.5	6.5	0.0020		0.01	0.038
	27/09/2022	4.6		65	120	221		81.5	1.6		4.5	6.5	0.0180		0.01	0.038
	12/10/2022	5.8		65	120	90.5		81.5	0.93		4.5	6.5	0.0080		0.01	0.038
	7/11/2022	1.1		65	120	170		81.5	0.77		4.5	6.5	0.0160		0.01	0.038
	19/12/2022	1.6		65	120	220		81.5	1.4		4.5	6.5	0.0150		0.01	0.038
	17/01/2023	69	37.4	65	120	140	115.25	81.5	2.3	1.5	4.5	6.5	0.011	0.0095	0.01	0.038
	21/02/2023	99	37.4	65	120	109	124.5	81.5	3.5	1.5	4.5	6.5	0.01	0.0105	0.01	0.038
	20/03/2023	125	37.4	65	120	90	124.5	81.5	3	1.5	4.5	6.5	0.01	0.0105	0.01	0.038
	19/04/2023	134.6	37.4	65	120	8.19	124.5	81.5	1.9	1.75	4.5	6.5	0.002	0.0105	0.01	0.038
	9/05/2023	98	83.5	65	120	15.3	99.75	81.5	3.2	2.1	4.5	6.5	0.001	0.01	0.01	0.038
	1/06/2023	87	92.5	65	120	19.3	99.5	81.5	4.8	2.65	4.5	6.5	0.014	0.0105	0.01	0.038
	11/07/2023	87	92.5	65	120	78	84	81.5	2.1	2.65	4.5	6.5	0.003	0.01	0.01	0.038
	14/08/2023	78	92.5	65	120	ND		81.5	2.3	2.65	4.5	6.5	0.001	0.0065	0.01	0.038
	11/09/2023	45	92.5	65	120	44.7	61.35	81.5	2.4	2.7	4.5	6.5	0.001	0.0025	0.01	0.038
	9/10/2023	41	87	65	120	51.9	48.3	81.5	3.1	2.7	4.5	6.5	0.002	0.002	0.01	0.038
	23/11/2023	99	87	65	120	6.3	32	81.5	1.1	2.35	4.5	6.5	0.001	0.0015	0.01	0.038
18/12/2023	79	83	65	120	7.2	17.3	81.5	7.3	2.75	4.5	6.5	0.01	0.0015	0.01	0.038	
	Natural Background (av + 2SD)		20-221				383			7.36				0.041		

ND= No Data available

Table 9. DUSW24 surface water monitoring results.

Site ID	Sample date	Dissolved Oxygen				Total Phosphorus			Boron			
	SWQO's	DO (%)	Rolling median of last 8 results	75th %ile limit	Max (x2)	TP (mg/l)	Rolling median of last 8 results	75th %ile limit	B (mg/l)	Rolling median of last 8 results	80th %ile limit	95th %ile limit
DUSW24	4/08/2021	79		65	120	1.3		0.76	1.1		2	2.4
	15/09/2021	65		65	120	1.3		0.76	2.7		2	2.4
	5/10/2021	108		65	120	1		0.76	2.5		2	2.4
	27/09/2022	1.2		65	120	1.1		0.76	0.54		2	2.4
	12/10/2022	0.5		65	120	1.5		0.76	0.45		2	2.4
	7/11/2022	0.5		65	120	1.3		0.76	0.33		2	2.4
	19/12/2022	4		65	120	1.5		0.76	0.37		2	2.4
	17/01/2023	54	29	65	120	1.8	1.3	0.76	0.46	0.5	2	2.4
	21/02/2023	89	29	65	120	2.1	1.4	0.76	0.41	0.455	2	2.4
	20/03/2023	72	29	65	120	2.4	1.5	0.76	0.54	0.455	2	2.4
	19/04/2023	71.8	29	65	120	2.4	1.65	0.76	0.8	0.455	2	2.4
	9/05/2023	85	62.9	65	120	2.2	1.95	0.76	0.81	0.455	2	2.4
	1/06/2023	124	71.9	65	120	1.9	2	0.76	0.87	0.5	2	2.4
	11/07/2023	94	78.5	65	120	1.5	2	0.76	0.65	0.595	2	2.4
	14/08/2023	93	87	65	120	1.4	2	0.76	0.7	0.675	2	2.4
	11/09/2023	92	90.5	65	120	1.5	2	0.76	0.72	0.71	2	2.4
	9/10/2023	96	92.5	65	120	1.5	1.7	0.76	0.84	0.76	2	2.4
23/11/2023	114	93.5	65	120	1.5	1.5	0.76	6.8	0.805	2	2.4	
18/12/2023	120	95	65	120	1.4	1.5	0.76	0.95	0.825	2	2.4	
	Natural Background (av + 2SD)	18 – 273				2.28			2.82			

4.3 Noise

In accordance with Section 10.1.4 of the endorsed EMP, noise level measurements will be undertaken in the unlikely event that noise complaints are received.

No noise related complaints were received during the reporting period, and hence no noise levels measurements were undertaken.

4.4 Weeds

No Weeds of national significance were identified during the reporting period.

4.5 Vehicle Hygiene

No incidents were identified during the reporting period.

4.6 Public Safety

No breaches of the security perimeter occurred during the reporting period.

4.7 PM₁₀ concentrations in air

In accordance with Sections 9.6 and 10.1.4 of the endorsed EMP, the concentration of PM₁₀ dust in air at the Lyon's and Chadwick's residences is measured using high volume ('hi-vol') air samplers on a one-in-six day monitoring cycle. The location of these hi-vol air samplers relative to Pit 23 are shown in Figure .

12-month rolling results for PM₁₀ compared to daily rainfall are shown in Figure Figure 7. Results adhere to the expected year-on-year pattern of lower airborne PM₁₀ concentrations in winter months. There were no results of above the PM₁₀ concentration limit of 0.06 mg/m³.

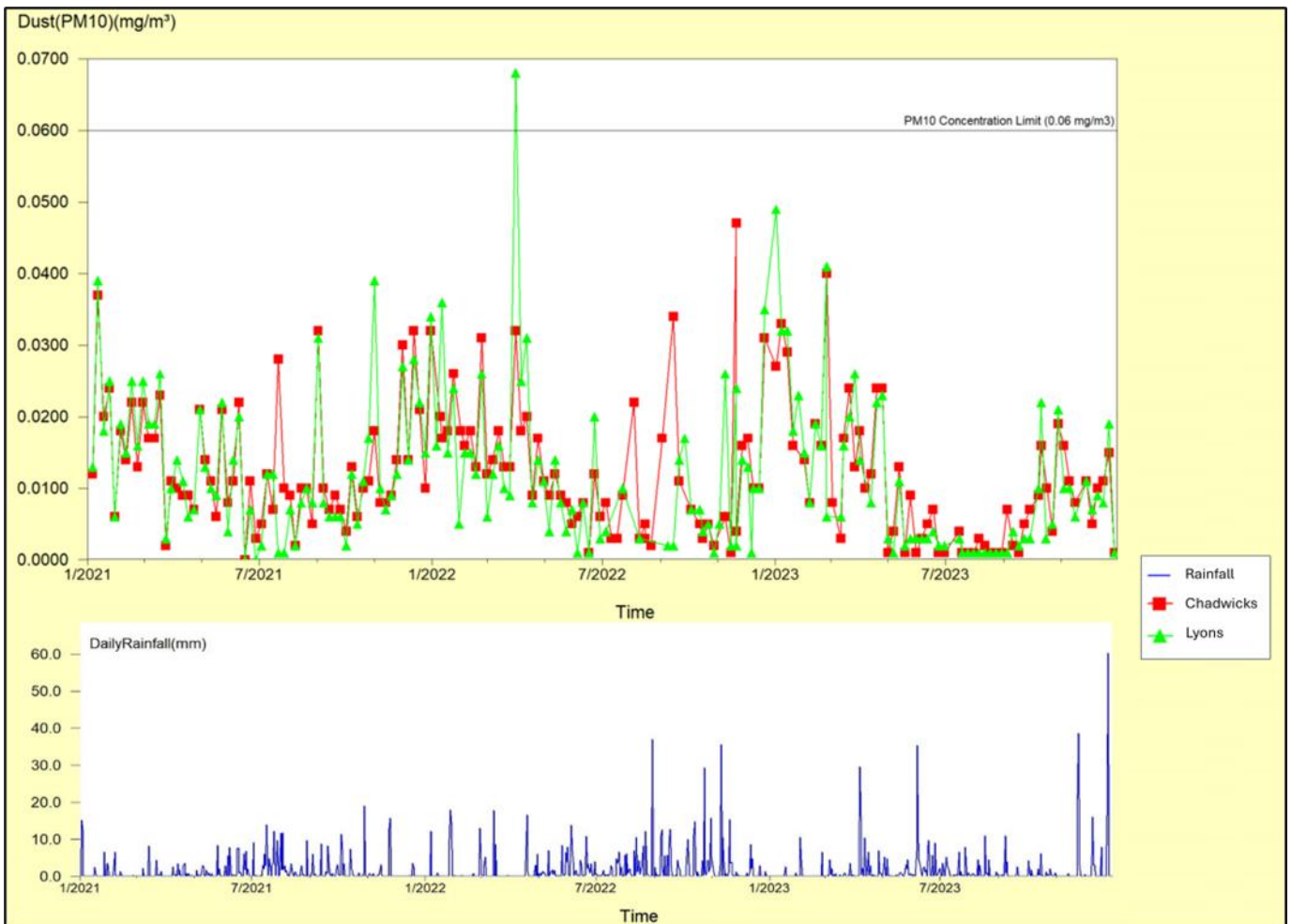


Figure 7. PM₁₀ dust concentrations at neighbouring residences vs. daily rainfall.



Figure 8. Pit 23 air quality (PM10) monitoring locations.

4.8 Radiation monitoring – other

It is a requirement of the Iluka Radiation Management Licence 300042022 that works relating to the minerals sands by-product disposal into Pit 23 are conducted in accordance with a Radiation Management Plan (RMP) and a Radioactive Waste Management Plan (RWMP), including the monitoring programs under those plans, to ensure that radiation doses are below the prescribed limit.

Radiation monitoring relevant to this performance report includes:

- Radon concentrations in air;
- Gross alpha activity concentration of airborne dust; and
- Radionuclide concentrations in groundwater and surface water.

Results for radon concentrations in air and gross alpha activity concentration of airborne dust are detailed below. Results for radionuclides in groundwater and surface water are detailed in Sections 4.1 and 4.2 respectively.

4.8.1 Air Radon and Thoron Concentrations

Monitoring of radon concentrations in air is undertaken at four locations within Pit 23 and at two residences east of Pit 23 (Chadwick's) and south of Pit 23 (Rises), refer Figure 8 for the monitoring locations. Radon monitoring is undertaken using RapiDOS High Sensitivity ("RapiDOS HS") radon detectors and thoron monitoring is undertaken using Landauer Thoron Progeny Detectors, refer to Figure 9 below.

New high-sensitivity thoron detectors from Landauer were installed at the start of 2021 to replace the Radtrak2 detectors. The new thoron progeny meters have a lower detectable limit of $\sim 0.5 \text{ Bq/m}^3$ compared with the previous Radtrak2 detectors that had a higher detection limit of 30 Bq/m^3 .

Radon and Thoron monitoring results for the reporting period are presented in Table 10 and Table 11, and also in Figure Figure 10 and Figure .

All measured radon and thoron levels during 2023 were well below the reportable levels.



Figure 9: Thoron and Radon detectors.

Table 10: Radon concentrations within Pit 23 to 2023.

Location	Radon concentration in air (Bq/m ³)												
	Reportable level	Jan21 to Mar21	Apr21 to Jun21	Jul21 to Sep21	Oct21 to Dec21	Jan22 to Mar22	Apr22 to Jun22	Jul22 to Sep22	Oct22 to Dec22	Feb23 to Apr23	Apr23 to Jul23	Jul23 to Sep23	Oct23 to Jan24
Pit 23 East	100	<4	7 ± 6	<8	<7	<6	<10	<6	<8	<5	<5	NR	<4
Pit 23 North	100	<4	<7	<5	<7	4 ± 3	<9	<6	<8	<5	<3	NR	72
Pit 23 West	100	<4	<7	<8	15 ± 7	<6	<10	8 ± 6	<8	<5	4	NR	<4
Pit 23 South	100	<4	8 ± 6	<8	<7	4 ± 3	<9	<6	<8	<5	6	NR	<4
Chadwick's	100	<4	8 ± 6	<5	<8	4 ± 3	<10	<6	<8	<5	9	NR	<4
Rises	100	<4	9 ± 6	5 ± 4	<8	<7	11 ± 8	<6	<8	<5	8	NR	<4

Table 11: Thoron concentrations within Pit 23 to 2023.

Location	Thoron concentration in air (Bq/m ³)												
	Reportable level	Jan21 to Mar21	Apr21 to Jun21	Jul21 to Sep21	Oct21 to Dec21	Jan22 to Mar22	Apr22 to Jun22	Jul22 to Sep22	Oct22 to Feb23	Feb23 to Apr23	Apr23 to Jul23	Jul23 to Oct23	
Pit 23 East	100	4.17 ± 0.38	139 ± 2.9	4.4 ± 1.3	NR	7.2 ± 2.0	2.4 ± 2.1	<1.6	<2.4	1.7 ± 0.54	<2.0	1.6 ± 0.48	
Pit 23 North	100	4.63 ± 0.39	2.1 ± 0.5	4.6 ± 1.4	NR	6.2 ± 2.0	2.7 ± 2.2	<1.5	<2.0	1.3 ± 0.50	<2.5	3.1 ± 1.3	
Pit 23 West	100	5.03 ± 0.4	2.1 ± 0.5	3.6 ± 1.3	NR	6.2 ± 2.0	10 ± 2.6	<1.6	2.1 ± 1.6	2.2 ± 0.57	<0.54	1.6 ± 0.79	
Pit 23 South	100	6.25 ± 0.42	4.0 ± 0.6	9.0 ± 1.8	NR	5.0 ± 1.9	8.6 ± 2.5	3.2 ± 1.7	6.0 ± 2.7	2.2 ± 0.57	<6.0	0.10 ± 0.046	
Chadwick's	100	5.12 ± 0.4	1.6 ± 0.47	2.5 ± 1.1	NR	3.2 ± 1.8	3.2 ± 2.2	<1.6	<3.6	1.5 ± 0.51	<0.75	1.4 ± 0.27	
Rises	100	1.55 ± 0.32	1.9 ± 0.49	1.7 ± 0.98	NR	1.7 ± 1.6	<2.0	<1.5	1.4 ± 0.68	4.7 ± 0.73	<0.73 ± 0.35	0.85 ± 0.11	

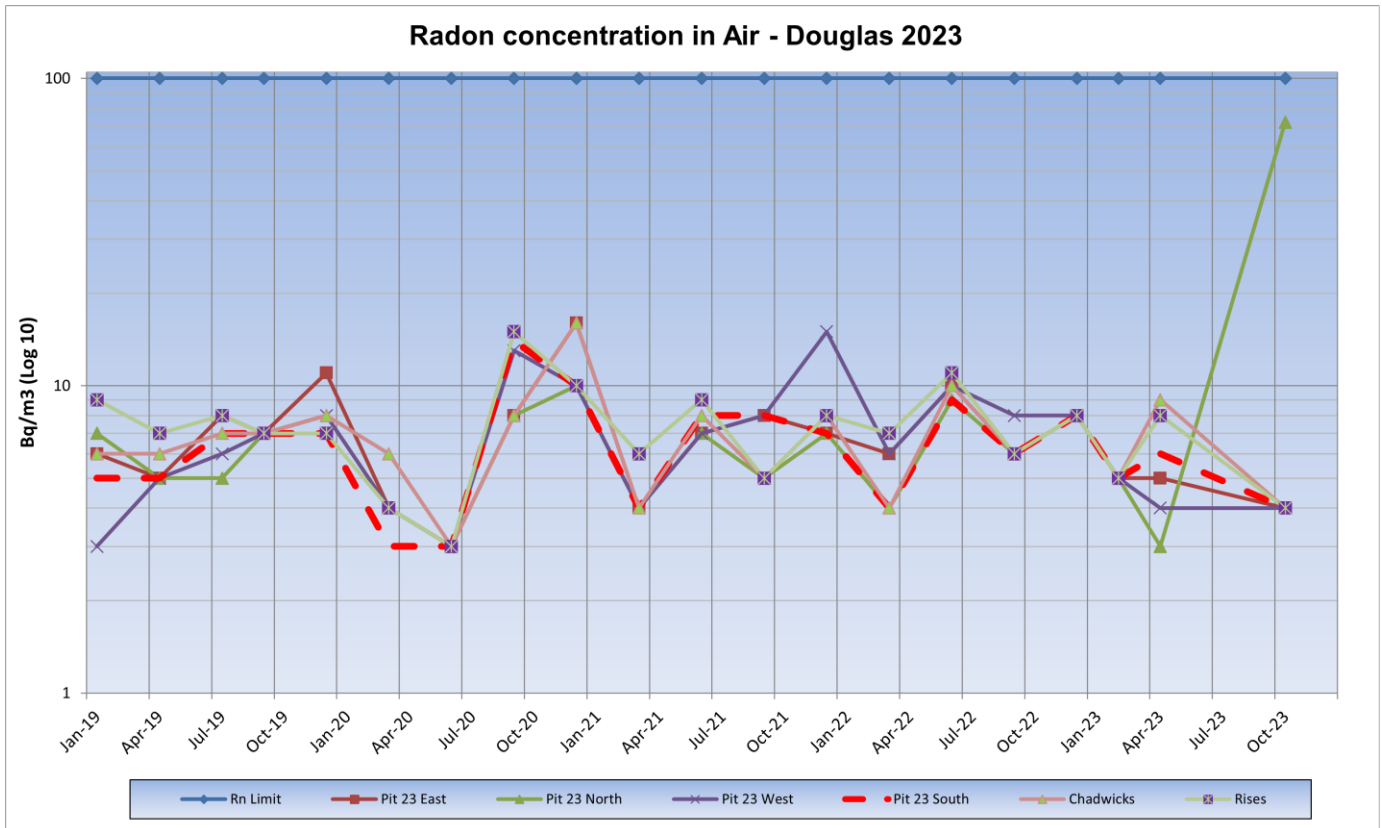


Figure 10: Radon concentration results for 2023.

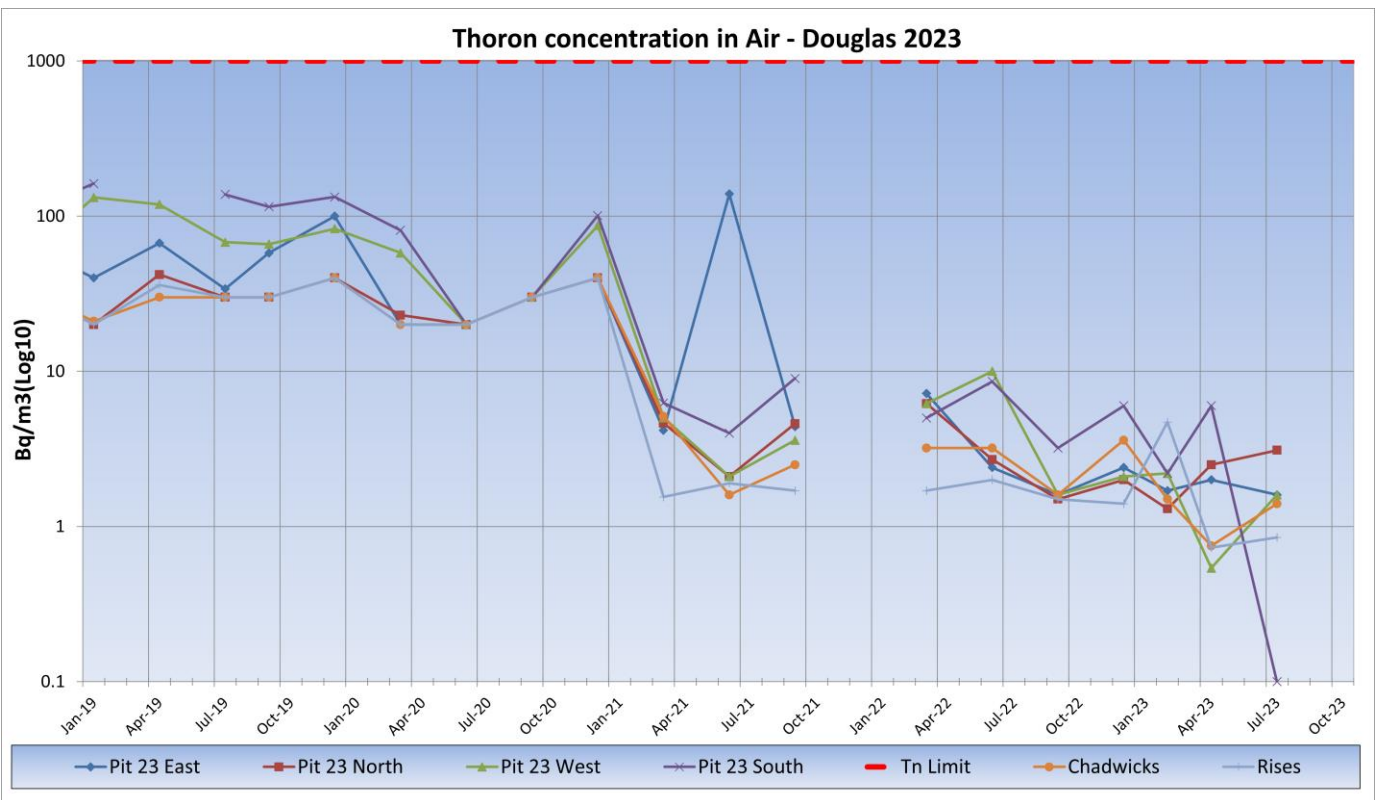


Figure 11: Thoron concentration results for 2023.

4.8.2 Gross alpha concentrations in airborne dust

As noted in Section 4.7, sampling for airborne particulates in PM₁₀ dust is conducted using high volume (hi-vol) air samplers located at the Chadwick’s and Lyons residences (see Figure Figure 8).

On a quarterly basis hi-vol units are run at the Lyons, Chadwicks and Rises residences for a continuous 96 hour period for purposes of monitoring gross alpha concentration in air, which represents a total air sample volume of approximately 6,000 m³. The filters are weighed to determine the total dust loading in mg/m³ and then analysed for gross alpha activity expressed as millibecquerels/m³ (mBq/m³).

The results for the monitoring period are in line with historical values and are shown in Table 12 and Figure Figure 12.

Table 12: Gross Alpha radiation in PM₁₀ dust.

Location	Run Date	Sample No / Filter No.	Air Volume (m ³)	Activity Conc (mBq/m ³)
Chadwick’s	27/08/2021	150121GF34	6149	0.17
Lyon’s	27/08/2021	150121GF33	6159	0.18
Rises	27/08/2021	150121GF32	6108	0.20
Chadwick’s	7/11/2021	060921GF7	6051	0.08
Lyon’s	7/11/2021	060921GF6	6052	0.08
Rises	26/11/2021	060921GF14	6009	0.10
Chadwick’s	6/4/2022	060921GF62	5966	0.212
Lyon’s	6/4/2022	060921GF63	5998	0.138
Rises	6/4/2022	160522GF52	6259	0.209
Chadwick’s	14/6/2022	060921GF33	5747	0.353
Lyon’s	14/6/2022	060921GF27	5799	0.487
Rises	14/6/2022	060921GF57	6002	0.035
Chadwick’s	2/8/2022	060921GF96	6230	0.135
Lyon’s	2/8/2022	060921GF97	5323	0.143
Rises	2/8/2022	060921GF98	6220	0.148
Chadwick’s	13/10/2022	160522GF30	6060	0.237
Lyon’s	13/10/2022	160522GF29	6091	0.348
Rises	13/10/2022	160522GF31	6127	0.344
Chadwick’s	12/3/2023	ME334488.007	6012	0.078
Lyon’s	12/03/2023	ME334488.008	5964	0.073
Rises	18/3/2023	ME334488.009	5913	0.172
Chadwick’s	13/5/2023	ME337126.016	6159	0.614
Lyon’s	13/05/2023	ME337126.015	6212	0.581
Rises	13/5/2023	ME337126.017	6227	0.585
Chadwick’s	16/7/2023	ME344746.005	6167	0.655
Lyon’s	16/07/2023	ME344746.004	6177	0.535
Rises	16/7/2023	ME344746.003	6223	0.708
Chadwick’s	8/10/2023	ME348247.001	6176	0.123
Lyon’s	8/10/2023	ME348247.002	6210	0.069
Rises	16/10/2023	ME348247.005	6061.5	0.046

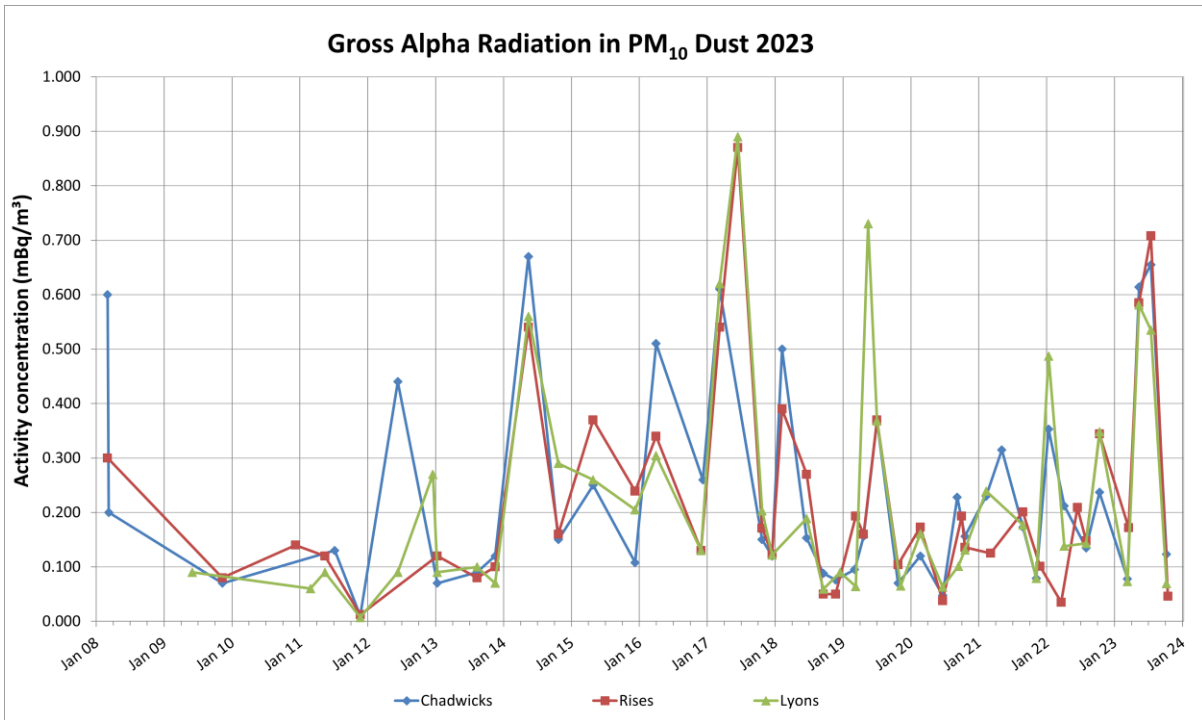


Figure 12. Gross Alpha Radiation in PM10 Dust for 2023.

5 Management Actions

5.1 Groundwater model review and recalibration

Preliminary findings of the 2019 groundwater model update were presented to the Responsible Authority and Pit 23 Technical Reference Group (TRG) by Iluka and EMM Consulting personnel at a meeting held at the HRCC Council Chambers on 23rd May 2019. The final modelling report was completed and provided to the Responsible Authority in Q3 2019.

This modelling was used to validate existing model predictions on the groundwater flow path and groundwater flow rates from the Pit 23 facility, and to inform updates to groundwater-related content of the Pit 23 Environmental Management Plan (EMP, Rev 5.1).

Section 7.5.8 of the endorsed EMP outlines the drivers that will trigger a review and recalibration of the hydrogeological model.

5.2 Maximum surface level of disposed materials in Pit 23

In accordance with Section 12.1 of the EMP, the maximum elevation of the upper surface of materials disposed of at the end of the reporting period must be reported.

The Pit 23 void consists of an upper and lower disposal area. A total of 6,066 tonnes of MSP wastes were disposed into Pit 23 during the 2023 reporting period. For more information refer to the 2023 Incoming Waste Monitoring Plan.

Accordingly, as rehabilitation earthworks recommenced within Pit 23, the upper surface of material deposited in Pit 23 (i.e. the elevation of capped material in the upper disposal area) was raised to 201.5 mAHD.

5.3 Non-compliances

No non-compliances occurred during the reporting period.

5.4 Comments and complaints received

No complaints or comments were received during the 2023 reporting period.

5.5 2023 Completed Actions

The following actions were completed during to 2023:

- Review of the Pit 23 Risk Register; and
- Completion of the biennial geotechnical audit of Pit 23 in October 2023.

5.6 2024 Proposed Actions

The following actions are planned for 2024:

- Implementation of the ongoing monitoring requirements as per the EMP (Revision 5.1);
- Continued rehabilitation works;
- Review of the Pit 23 Risk Register; and
- Review of the EMP.

5.7 Other matters

5.7.1 Geotechnical audit

In accordance with Section 10.4.4.5 of the EMP, geotechnical audits are completed on a biennial basis with the last audit completed in October 2023 (AMC Consultants, 2023).

5.7.2 Pit 23 Risk Register annual review

Per Section 6 of the EMP, the Pit 23 Risk Analysis and Response Plan (RARP) was developed by AECOM Australia Pty Ltd who recommended that the Pit 23 Risk Register (contained as Appendix A of the RARP) be reviewed annually at the time when EMP and Rehabilitation Performance Reports are developed.

A review of the Pit 23 RARP risk register was undertaken in H2 2023 with the register's next review scheduled to be completed in H2 2024.

6 References

ANZECC/ARMCANZ (2000) *National Water Quality Management Strategy: Australian and New Zealand Guidelines for Fresh and Marine Water Quality*. Australian and New Zealand Environment and Conservation Council and Agricultural and Resource Management Council of Australia and New Zealand, Canberra, Australian Capital Territory, October 2000.

AMC Consultants (2021) Douglas Mine Pit 23 Geotechnical Audit & Risk Assessment, 3rd December 2020.

AMC Consultants (2023) Douglas Mine Pit 23 Geotechnical Audit & Risk Assessment, 16th October 2023.

CDM Smith (2014) Douglas Mine Site Hydrogeological Modelling. Completed on behalf of Iluka Resources, November 2014

CDM Smith (2015) Douglas Mine – Particle Tracking of Seepage Water. Completed on behalf of Iluka Resources, February 2015.

EES (2016) *Independent Desktop Review For The Continuation Of Mineral By-Products Disposal Into Pit 23 At Iluka's Douglas Mine Site, Northwest Victoria No. 215071v2 dated April 2016*. Prepared by Environmental Earth Sciences, Melbourne, Victoria. (TRIM T18729).

EMM (2018) Pit 23 Groundwater – Assessment of Seepage Indicator Exceedances, November 2018 (Report S180265, Rev 2 Final), issued for Iluka Resources Ltd

EMM (2019) *Groundwater Model Update and Predictive Scenario Modelling – Douglas Mine*. Prepared by EMM Consulting for Iluka Resources Ltd, September 2019.

EPA (2017) Environmental Reference Standard, Environmental Protection Act 2017 (the Act) 2017 (in effect from 1st July 2021).

Water Technology (2017) Douglas Mine Surface Water Management System Modelling – Methodology and Results Report, April 2017 (v0.4_Final)

Water Technology (2018) Rainfall Analysis and Model Update, Douglas Mine – Surface Water Management System Modelling, February 2018.

Water Technology (2023) Douglas Mine Catchment Modelling Update: Douglas Mine Catchment Modelling Surface Water Management System Modelling, April 2023.

7 Appendices

Appendix A: Monitoring Data – Surface Water

Variable	Unit	Sample Point	Date	Result
Aluminium (Total)	mg/L	DG_A_I_SW_DUSW05B	17/01/2023	9.1
Aluminium (Total)	mg/L	DG_A_I_SW_DUSW24	17/01/2023	0.80
Aluminium (Total)	mg/L	DG_A_I_SW_DUSW24	20/03/2023	0.57
Aluminium (Total)	mg/L	DG_A_I_SW_DUSW05B	20/03/2023	5.3
Aluminium (Total)	mg/L	DG_A_I_SW_DUSW24	19/04/2023	0.86
Aluminium (Total)	mg/L	DG_A_I_SW_DUSW05B	19/04/2023	0.18
Aluminium (Total)	mg/L	DG_A_I_SW_DUSW11	19/04/2023	26
Aluminium (Total)	mg/L	DG_A_I_SW_DUSW24	9/05/2023	0.21
Aluminium (Total)	mg/L	DG_A_I_SW_DUSW05B	9/05/2023	0.27
Aluminium (Total)	mg/L	DG_A_I_SW_DUSW24	1/06/2023	0.15
Aluminium (Total)	mg/L	DG_A_I_SW_DUSW05B	1/06/2023	0.37
Aluminium (Total)	mg/L	DG_A_I_SW_DUSW20	7/06/2023	12
Aluminium (Total)	mg/L	DG_A_I_SW_DUSW20	11/07/2023	1.8
Aluminium (Total)	mg/L	DG_A_I_SW_DUSW24	11/07/2023	0.46
Aluminium (Total)	mg/L	DG_A_I_SW_DUSW05B	11/07/2023	1.8
Aluminium (Total)	mg/L	DG_A_I_SW_DUSW11	11/07/2023	0.57
Aluminium (Total)	mg/L	DG_A_I_SW_DUSW20	14/08/2023	0.67
Aluminium (Total)	mg/L	DG_A_I_SW_DUSW24	14/08/2023	0.19
Aluminium (Total)	mg/L	DG_A_I_SW_DUSW05B	14/08/2023	0.97
Aluminium (Total)	mg/L	DG_A_I_SW_DUSW11	14/08/2023	2.3
Aluminium (Total)	mg/L	DG_A_I_SW_DUSW20	11/09/2023	0.41
Aluminium (Total)	mg/L	DG_A_I_SW_DUSW24	11/09/2023	0.09
Aluminium (Total)	mg/L	DG_A_I_SW_DUSW05B	11/09/2023	0.84
Aluminium (Total)	mg/L	DG_A_I_SW_DUSW11	11/09/2023	3.3
Aluminium (Total)	mg/L	DG_A_I_SW_DUSW24	9/10/2023	0.10
Aluminium (Total)	mg/L	DG_A_I_SW_DUSW05B	9/10/2023	1.4
Aluminium (Total)	mg/L	DG_A_I_SW_DUSW11	9/10/2023	6.1
Aluminium (Total)	mg/L	DG_A_I_SW_DUSW24	23/11/2023	0.20
Aluminium (Total)	mg/L	DG_A_I_SW_DUSW05B	23/11/2023	0.25
Aluminium (Total)	mg/L	DG_A_I_SW_DUSW05B	18/12/2023	0.2
Aluminium (Total)	mg/L	DG_A_I_SW_DUSW24	18/12/2023	0.20
Aluminium (Total)	mg/L	DG_A_I_SW_DUSW05B	17/01/2023	9.1
Aluminium (Total)	mg/L	DG_A_I_SW_DUSW24	17/01/2023	0.80
Aluminium (Total)	mg/L	DG_A_I_SW_DUSW24	20/03/2023	0.57
Aluminium (Total)	mg/L	DG_A_I_SW_DUSW05B	20/03/2023	5.3
Aluminium (Total)	mg/L	DG_A_I_SW_DUSW24	19/04/2023	0.86
Aluminium (Total)	mg/L	DG_A_I_SW_DUSW05B	19/04/2023	0.18
Aluminium (Total)	mg/L	DG_A_I_SW_DUSW11	19/04/2023	26
Aluminium (Total)	mg/L	DG_A_I_SW_DUSW24	9/05/2023	0.21
Aluminium (Total)	mg/L	DG_A_I_SW_DUSW05B	9/05/2023	0.27
Aluminium (Total)	mg/L	DG_A_I_SW_DUSW24	1/06/2023	0.15
Aluminium (Total)	mg/L	DG_A_I_SW_DUSW05B	1/06/2023	0.37
Boron (Total)	mg/L	DG_A_I_SW_DUSW05B	17/01/2023	2.3
Boron (Total)	mg/L	DG_A_I_SW_DUSW24	17/01/2023	0.46
Boron (Total)	mg/L	DG_A_I_SW_DUSW24	20/03/2023	0.54
Boron (Total)	mg/L	DG_A_I_SW_DUSW05B	20/03/2023	3.0
Boron (Total)	mg/L	DG_A_I_SW_DUSW24	19/04/2023	0.80
Boron (Total)	mg/L	DG_A_I_SW_DUSW05B	19/04/2023	1.9
Boron (Total)	mg/L	DG_A_I_SW_DUSW11	19/04/2023	0.14
Boron (Total)	mg/L	DG_A_I_SW_DUSW24	9/05/2023	0.81
Boron (Total)	mg/L	DG_A_I_SW_DUSW05B	9/05/2023	3.2
Boron (Total)	mg/L	DG_A_I_SW_DUSW24	1/06/2023	0.87
Boron (Total)	mg/L	DG_A_I_SW_DUSW05B	1/06/2023	4.8
Boron (Total)	mg/L	DG_A_I_SW_DUSW20	7/06/2023	<0.2

Variable	Unit	Sample Point	Date	Result
Boron (Total)	mg/L	DG_A_I_SW_DUSW20	11/07/2023	0.10
Boron (Total)	mg/L	DG_A_I_SW_DUSW24	11/07/2023	0.65
Boron (Total)	mg/L	DG_A_I_SW_DUSW05B	11/07/2023	2.1
Boron (Total)	mg/L	DG_A_I_SW_DUSW11	11/07/2023	0.08
Boron (Total)	mg/L	DG_A_I_SW_DUSW20	14/08/2023	0.15
Boron (Total)	mg/L	DG_A_I_SW_DUSW24	14/08/2023	0.70
Boron (Total)	mg/L	DG_A_I_SW_DUSW05B	14/08/2023	2.3
Boron (Total)	mg/L	DG_A_I_SW_DUSW11	14/08/2023	0.07
Boron (Total)	mg/L	DG_A_I_SW_DUSW20	11/09/2023	0.21
Boron (Total)	mg/L	DG_A_I_SW_DUSW24	11/09/2023	0.72
Boron (Total)	mg/L	DG_A_I_SW_DUSW05B	11/09/2023	2.4
Boron (Total)	mg/L	DG_A_I_SW_DUSW11	11/09/2023	0.08
Boron (Total)	mg/L	DG_A_I_SW_DUSW24	9/10/2023	0.84
Boron (Total)	mg/L	DG_A_I_SW_DUSW05B	9/10/2023	3.1
Boron (Total)	mg/L	DG_A_I_SW_DUSW11	9/10/2023	0.09
Boron (Total)	mg/L	DG_A_I_SW_DUSW24	23/11/2023	6.8
Boron (Total)	mg/L	DG_A_I_SW_DUSW05B	23/11/2023	1.1
Boron (Total)	mg/L	DG_A_I_SW_DUSW05B	18/12/2023	7.3
Boron (Total)	mg/L	DG_A_I_SW_DUSW24	18/12/2023	0.95
Calcium	mg/L	DG_A_I_SW_DUSW05B	17/01/2023	960
Calcium	mg/L	DG_A_I_SW_DUSW24	17/01/2023	49
Calcium	mg/L	DG_A_I_SW_DUSW20	7/06/2023	2.5
Calcium	mg/L	DG_A_I_SW_DUSW20	14/08/2023	59
Calcium	mg/L	DG_A_I_SW_DUSW24	14/08/2023	65
Calcium	mg/L	DG_A_I_SW_DUSW05B	14/08/2023	1100
Calcium	mg/L	DG_A_I_SW_DUSW11	14/08/2023	17
Calcium	mg/L	DG_A_I_SW_DUSW20	11/09/2023	68
Calcium	mg/L	DG_A_I_SW_DUSW24	11/09/2023	63
Calcium	mg/L	DG_A_I_SW_DUSW05B	11/09/2023	900
Calcium	mg/L	DG_A_I_SW_DUSW24	9/10/2023	69
Calcium	mg/L	DG_A_I_SW_DUSW05B	9/10/2023	1400
Calcium	mg/L	DG_A_I_SW_DUSW24	23/11/2023	83
Calcium	mg/L	DG_A_I_SW_DUSW05B	23/11/2023	2500
Calcium	mg/L	DG_A_I_SW_DUSW05B	18/12/2023	2000
Calcium	mg/L	DG_A_I_SW_DUSW24	18/12/2023	88
Chloride	mg/L	DG_A_I_SW_DUSW05B	17/01/2023	44000
Chloride	mg/L	DG_A_I_SW_DUSW24	17/01/2023	310
Chloride	mg/L	DG_A_I_SW_DUSW20	7/06/2023	12
Chloride	mg/L	DG_A_I_SW_DUSW20	14/08/2023	1100
Chloride	mg/L	DG_A_I_SW_DUSW24	14/08/2023	580
Chloride	mg/L	DG_A_I_SW_DUSW05B	14/08/2023	47000
Chloride	mg/L	DG_A_I_SW_DUSW11	14/08/2023	38
Chloride	mg/L	DG_A_I_SW_DUSW20	11/09/2023	1400
Chloride	mg/L	DG_A_I_SW_DUSW24	11/09/2023	630
Chloride	mg/L	DG_A_I_SW_DUSW05B	11/09/2023	46000
Chloride	mg/L	DG_A_I_SW_DUSW24	9/10/2023	680
Chloride	mg/L	DG_A_I_SW_DUSW05B	9/10/2023	63000
Chloride	mg/L	DG_A_I_SW_DUSW24	23/11/2023	890
Chloride	mg/L	DG_A_I_SW_DUSW05B	23/11/2023	120000
Chloride	mg/L	DG_A_I_SW_DUSW05B	18/12/2023	130000
Chloride	mg/L	DG_A_I_SW_DUSW24	18/12/2023	940
Chloride:Sulfate Ratio		DG_A_I_SW_DUSW24	17/01/2023	17.22
Chloride:Sulfate Ratio		DG_A_I_SW_DUSW20	7/06/2023	1.33
Chloride:Sulfate Ratio		DG_A_I_SW_DUSW20	14/08/2023	11.58
Chloride:Sulfate Ratio		DG_A_I_SW_DUSW24	14/08/2023	19.33
Chloride:Sulfate Ratio		DG_A_I_SW_DUSW11	14/08/2023	4.75
Chloride:Sulfate Ratio		DG_A_I_SW_DUSW20	11/09/2023	8.24
Chloride:Sulfate Ratio		DG_A_I_SW_DUSW24	11/09/2023	18.00

Variable	Unit	Sample Point	Date	Result
Chloride:Sulfate Ratio		DG_A_I_SW_DUSW24	9/10/2023	20.61
Chloride:Sulfate Ratio		DG_A_I_SW_DUSW24	23/11/2023	25.43
Chloride:Sulfate Ratio		DG_A_I_SW_DUSW24	18/12/2023	22.38
Chromium (Total)	mg/L	DG_A_I_SW_DUSW05B	17/01/2023	0.010
Chromium (Total)	mg/L	DG_A_I_SW_DUSW24	17/01/2023	0.003
Chromium (Total)	mg/L	DG_A_I_SW_DUSW24	20/03/2023	<0.001
Chromium (Total)	mg/L	DG_A_I_SW_DUSW05B	20/03/2023	0.0003
Chromium (Total)	mg/L	DG_A_I_SW_DUSW24	19/04/2023	0.004
Chromium (Total)	mg/L	DG_A_I_SW_DUSW05B	19/04/2023	<0.001
Chromium (Total)	mg/L	DG_A_I_SW_DUSW11	19/04/2023	0.026
Chromium (Total)	mg/L	DG_A_I_SW_DUSW24	9/05/2023	0.001
Chromium (Total)	mg/L	DG_A_I_SW_DUSW05B	9/05/2023	0.002
Chromium (Total)	mg/L	DG_A_I_SW_DUSW24	1/06/2023	<0.001
Chromium (Total)	mg/L	DG_A_I_SW_DUSW05B	1/06/2023	<0.001
Chromium (Total)	mg/L	DG_A_I_SW_DUSW20	7/06/2023	0.02
Chromium (Total)	mg/L	DG_A_I_SW_DUSW20	11/07/2023	0.006
Chromium (Total)	mg/L	DG_A_I_SW_DUSW24	11/07/2023	0.001
Chromium (Total)	mg/L	DG_A_I_SW_DUSW05B	11/07/2023	0.005
Chromium (Total)	mg/L	DG_A_I_SW_DUSW11	11/07/2023	0.004
Chromium (Total)	mg/L	DG_A_I_SW_DUSW20	14/08/2023	0.003
Chromium (Total)	mg/L	DG_A_I_SW_DUSW24	14/08/2023	0.003
Chromium (Total)	mg/L	DG_A_I_SW_DUSW05B	14/08/2023	0.002
Chromium (Total)	mg/L	DG_A_I_SW_DUSW11	14/08/2023	0.005
Chromium (Total)	mg/L	DG_A_I_SW_DUSW20	11/09/2023	0.002
Chromium (Total)	mg/L	DG_A_I_SW_DUSW24	11/09/2023	0.002
Chromium (Total)	mg/L	DG_A_I_SW_DUSW05B	11/09/2023	0.002
Chromium (Total)	mg/L	DG_A_I_SW_DUSW11	11/09/2023	0.006
Chromium (Total)	mg/L	DG_A_I_SW_DUSW24	9/10/2023	<0.001
Chromium (Total)	mg/L	DG_A_I_SW_DUSW05B	9/10/2023	0.002
Chromium (Total)	mg/L	DG_A_I_SW_DUSW11	9/10/2023	0.009
Chromium (Total)	mg/L	DG_A_I_SW_DUSW24	23/11/2023	<0.001
Chromium (Total)	mg/L	DG_A_I_SW_DUSW05B	23/11/2023	<0.001
Chromium (Total)	mg/L	DG_A_I_SW_DUSW05B	18/12/2023	<0.01
Chromium (Total)	mg/L	DG_A_I_SW_DUSW24	18/12/2023	<0.001
Cobalt (Total)	mg/L	DG_A_I_SW_DUSW05B	17/01/2023	0.004
Cobalt (Total)	mg/L	DG_A_I_SW_DUSW24	17/01/2023	0.001
Cobalt (Total)	mg/L	DG_A_I_SW_DUSW24	20/03/2023	<0.001
Cobalt (Total)	mg/L	DG_A_I_SW_DUSW05B	20/03/2023	0.002
Cobalt (Total)	mg/L	DG_A_I_SW_DUSW24	19/04/2023	<0.001
Cobalt (Total)	mg/L	DG_A_I_SW_DUSW05B	19/04/2023	<0.001
Cobalt (Total)	mg/L	DG_A_I_SW_DUSW11	19/04/2023	0.008
Cobalt (Total)	mg/L	DG_A_I_SW_DUSW24	9/05/2023	<0.001
Cobalt (Total)	mg/L	DG_A_I_SW_DUSW05B	9/05/2023	<0.001
Cobalt (Total)	mg/L	DG_A_I_SW_DUSW24	1/06/2023	<0.001
Cobalt (Total)	mg/L	DG_A_I_SW_DUSW05B	1/06/2023	<0.001
Cobalt (Total)	mg/L	DG_A_I_SW_DUSW20	7/06/2023	<0.01
Cobalt (Total)	mg/L	DG_A_I_SW_DUSW20	11/07/2023	0.001
Cobalt (Total)	mg/L	DG_A_I_SW_DUSW24	11/07/2023	<0.001
Cobalt (Total)	mg/L	DG_A_I_SW_DUSW05B	11/07/2023	0.001
Cobalt (Total)	mg/L	DG_A_I_SW_DUSW11	11/07/2023	0.002
Cobalt (Total)	mg/L	DG_A_I_SW_DUSW20	14/08/2023	0.001
Cobalt (Total)	mg/L	DG_A_I_SW_DUSW24	14/08/2023	<0.001
Cobalt (Total)	mg/L	DG_A_I_SW_DUSW05B	14/08/2023	<0.001
Cobalt (Total)	mg/L	DG_A_I_SW_DUSW11	14/08/2023	0.003
Cobalt (Total)	mg/L	DG_A_I_SW_DUSW20	11/09/2023	0.001
Cobalt (Total)	mg/L	DG_A_I_SW_DUSW24	11/09/2023	<0.001
Cobalt (Total)	mg/L	DG_A_I_SW_DUSW05B	11/09/2023	<0.001
Cobalt (Total)	mg/L	DG_A_I_SW_DUSW11	11/09/2023	0.002

Variable	Unit	Sample Point	Date	Result
Cobalt (Total)	mg/L	DG_A_I_SW_DUSW24	9/10/2023	<0.001
Cobalt (Total)	mg/L	DG_A_I_SW_DUSW05B	9/10/2023	0.001
Cobalt (Total)	mg/L	DG_A_I_SW_DUSW11	9/10/2023	0.003
Cobalt (Total)	mg/L	DG_A_I_SW_DUSW24	23/11/2023	<0.001
Cobalt (Total)	mg/L	DG_A_I_SW_DUSW05B	23/11/2023	<0.001
Cobalt (Total)	mg/L	DG_A_I_SW_DUSW05B	18/12/2023	<0.01
Cobalt (Total)	mg/L	DG_A_I_SW_DUSW24	18/12/2023	<0.001
Copper (Total)	mg/L	DG_A_I_SW_DUSW05B	17/01/2023	0.011
Copper (Total)	mg/L	DG_A_I_SW_DUSW24	17/01/2023	0.001
Copper (Total)	mg/L	DG_A_I_SW_DUSW24	20/03/2023	0.001
Copper (Total)	mg/L	DG_A_I_SW_DUSW05B	20/03/2023	<0.001
Copper (Total)	mg/L	DG_A_I_SW_DUSW24	19/04/2023	0.002
Copper (Total)	mg/L	DG_A_I_SW_DUSW05B	19/04/2023	0.002
Copper (Total)	mg/L	DG_A_I_SW_DUSW11	19/04/2023	0.010
Copper (Total)	mg/L	DG_A_I_SW_DUSW24	9/05/2023	<0.001
Copper (Total)	mg/L	DG_A_I_SW_DUSW05B	9/05/2023	<0.001
Copper (Total)	mg/L	DG_A_I_SW_DUSW24	1/06/2023	0.002
Copper (Total)	mg/L	DG_A_I_SW_DUSW05B	1/06/2023	0.014
Copper (Total)	mg/L	DG_A_I_SW_DUSW20	7/06/2023	<0.01
Copper (Total)	mg/L	DG_A_I_SW_DUSW20	11/07/2023	0.004
Copper (Total)	mg/L	DG_A_I_SW_DUSW24	11/07/2023	0.002
Copper (Total)	mg/L	DG_A_I_SW_DUSW05B	11/07/2023	0.003
Copper (Total)	mg/L	DG_A_I_SW_DUSW11	11/07/2023	0.005
Copper (Total)	mg/L	DG_A_I_SW_DUSW20	14/08/2023	0.002
Copper (Total)	mg/L	DG_A_I_SW_DUSW24	14/08/2023	0.001
Copper (Total)	mg/L	DG_A_I_SW_DUSW05B	14/08/2023	<0.001
Copper (Total)	mg/L	DG_A_I_SW_DUSW11	14/08/2023	0.004
Copper (Total)	mg/L	DG_A_I_SW_DUSW20	11/09/2023	0.001
Copper (Total)	mg/L	DG_A_I_SW_DUSW24	11/09/2023	0.002
Copper (Total)	mg/L	DG_A_I_SW_DUSW05B	11/09/2023	0.001
Copper (Total)	mg/L	DG_A_I_SW_DUSW11	11/09/2023	0.005
Copper (Total)	mg/L	DG_A_I_SW_DUSW24	9/10/2023	0.002
Copper (Total)	mg/L	DG_A_I_SW_DUSW05B	9/10/2023	0.002
Copper (Total)	mg/L	DG_A_I_SW_DUSW11	9/10/2023	0.008
Copper (Total)	mg/L	DG_A_I_SW_DUSW24	23/11/2023	0.002
Copper (Total)	mg/L	DG_A_I_SW_DUSW05B	23/11/2023	<0.001
Copper (Total)	mg/L	DG_A_I_SW_DUSW05B	18/12/2023	<0.01
Copper (Total)	mg/L	DG_A_I_SW_DUSW24	18/12/2023	0.002
Copper (Total)	mg/L	DG_A_I_SW_DUSW05B	17/01/2023	0.011
Copper (Total)	mg/L	DG_A_I_SW_DUSW24	17/01/2023	0.001
Copper (Total)	mg/L	DG_A_I_SW_DUSW24	20/03/2023	0.001
Copper (Total)	mg/L	DG_A_I_SW_DUSW05B	20/03/2023	<0.001
Copper (Total)	mg/L	DG_A_I_SW_DUSW24	19/04/2023	0.002
Copper (Total)	mg/L	DG_A_I_SW_DUSW05B	19/04/2023	0.002
Copper (Total)	mg/L	DG_A_I_SW_DUSW11	19/04/2023	0.010
Copper (Total)	mg/L	DG_A_I_SW_DUSW24	9/05/2023	<0.001
Copper (Total)	mg/L	DG_A_I_SW_DUSW05B	9/05/2023	<0.001
Copper (Total)	mg/L	DG_A_I_SW_DUSW24	1/06/2023	0.002
Copper (Total)	mg/L	DG_A_I_SW_DUSW05B	1/06/2023	0.014
Copper (Total)	mg/L	DG_A_I_SW_DUSW20	7/06/2023	<0.01
Copper (Total)	mg/L	DG_A_I_SW_DUSW20	11/07/2023	0.004
Dissolved Oxygen	%	DG_A_I_SW_DUSW05B	17/01/2023	69
Dissolved Oxygen	%	DG_A_I_SW_DUSW24	17/01/2023	54
Dissolved Oxygen	%	DG_A_I_SW_DUSW24	20/03/2023	72
Dissolved Oxygen	%	DG_A_I_SW_DUSW05B	20/03/2023	125
Dissolved Oxygen	%	DG_A_I_SW_DUSW24	19/04/2023	71.8
Dissolved Oxygen	%	DG_A_I_SW_DUSW11	19/04/2023	97.2
Dissolved Oxygen	%	DG_A_I_SW_DUSW24	9/05/2023	85

Variable	Unit	Sample Point	Date	Result
Dissolved Oxygen	%	DG_A_I_SW_DUSW05B	9/05/2023	98
Dissolved Oxygen	%	DG_A_I_SW_DUSW24	1/06/2023	124
Dissolved Oxygen	%	DG_A_I_SW_DUSW05B	1/06/2023	87
Dissolved Oxygen	%	DG_A_I_SW_DUSW20	7/06/2023	90
Dissolved Oxygen	%	DG_A_I_SW_DUSW20	11/07/2023	104
Dissolved Oxygen	%	DG_A_I_SW_DUSW24	11/07/2023	94
Dissolved Oxygen	%	DG_A_I_SW_DUSW05B	11/07/2023	87
Dissolved Oxygen	%	DG_A_I_SW_DUSW11	11/07/2023	51
Dissolved Oxygen	%	DG_A_I_SW_DUSW20	14/08/2023	87
Dissolved Oxygen	%	DG_A_I_SW_DUSW24	14/08/2023	93
Dissolved Oxygen	%	DG_A_I_SW_DUSW05B	14/08/2023	78
Dissolved Oxygen	%	DG_A_I_SW_DUSW11	14/08/2023	57
Dissolved Oxygen	%	DG_A_I_SW_DUSW20	11/09/2023	97
Dissolved Oxygen	%	DG_A_I_SW_DUSW24	11/09/2023	92
Dissolved Oxygen	%	DG_A_I_SW_DUSW05B	11/09/2023	45
Dissolved Oxygen	%	DG_A_I_SW_DUSW11	11/09/2023	66
Dissolved Oxygen	%	DG_A_I_SW_DUSW24	9/10/2023	96
Dissolved Oxygen	%	DG_A_I_SW_DUSW05B	9/10/2023	41
Dissolved Oxygen	%	DG_A_I_SW_DUSW11	9/10/2023	79
Dissolved Oxygen	%	DG_A_I_SW_DUSW24	23/11/2023	114
Dissolved Oxygen	%	DG_A_I_SW_DUSW05B	23/11/2023	99
Dissolved Oxygen	%	DG_A_I_SW_DUSW05B	18/12/2023	79
Dissolved Oxygen	%	DG_A_I_SW_DUSW24	18/12/2023	120
Electrical Conductivity	µS/cm	DG_A_I_SW_DUSW05B	17/01/2023	104538
Electrical Conductivity	µS/cm	DG_A_I_SW_DUSW24	17/01/2023	1509
Electrical Conductivity	µS/cm	DG_A_I_SW_DUSW24	20/03/2023	2145
Electrical Conductivity	µS/cm	DG_A_I_SW_DUSW05B	20/03/2023	186763
Electrical Conductivity	µS/cm	DG_A_I_SW_DUSW24	19/04/2023	2035
Electrical Conductivity	µS/cm	DG_A_I_SW_DUSW05B	19/04/2023	21653
Electrical Conductivity	µS/cm	DG_A_I_SW_DUSW11	19/04/2023	348
Electrical Conductivity	µS/cm	DG_A_I_SW_DUSW24	9/05/2023	2310
Electrical Conductivity	µS/cm	DG_A_I_SW_DUSW05B	9/05/2023	171430
Electrical Conductivity	µS/cm	DG_A_I_SW_DUSW24	1/06/2023	2381
Electrical Conductivity	µS/cm	DG_A_I_SW_DUSW05B	1/06/2023	172180
Electrical Conductivity	µS/cm	DG_A_I_SW_DUSW20	7/06/2023	91
Electrical Conductivity	µS/cm	DG_A_I_SW_DUSW20	11/07/2023	823
Electrical Conductivity	µS/cm	DG_A_I_SW_DUSW24	11/07/2023	2177
Electrical Conductivity	µS/cm	DG_A_I_SW_DUSW05B	11/07/2023	100943
Electrical Conductivity	µS/cm	DG_A_I_SW_DUSW11	11/07/2023	426
Electrical Conductivity	µS/cm	DG_A_I_SW_DUSW20	14/08/2023	3985
Electrical Conductivity	µS/cm	DG_A_I_SW_DUSW24	14/08/2023	2506
Electrical Conductivity	µS/cm	DG_A_I_SW_DUSW05B	14/08/2023	115947
Electrical Conductivity	µS/cm	DG_A_I_SW_DUSW11	14/08/2023	341
Electrical Conductivity	µS/cm	DG_A_I_SW_DUSW20	11/09/2023	4677
Electrical Conductivity	µS/cm	DG_A_I_SW_DUSW24	11/09/2023	2583
Electrical Conductivity	µS/cm	DG_A_I_SW_DUSW05B	11/09/2023	104818
Electrical Conductivity	µS/cm	DG_A_I_SW_DUSW11	11/09/2023	400
Electrical Conductivity	µS/cm	DG_A_I_SW_DUSW24	9/10/2023	2814
Electrical Conductivity	µS/cm	DG_A_I_SW_DUSW05B	9/10/2023	136821
Electrical Conductivity	µS/cm	DG_A_I_SW_DUSW11	9/10/2023	505
Electrical Conductivity	µS/cm	DG_A_I_SW_DUSW24	23/11/2023	3408
Electrical Conductivity	µS/cm	DG_A_I_SW_DUSW05B	23/11/2023	197328
Electrical Conductivity	µS/cm	DG_A_I_SW_DUSW05B	18/12/2023	203470
Electrical Conductivity	µS/cm	DG_A_I_SW_DUSW24	18/12/2023	3728
Iron (Total)	mg/L	DG_A_I_SW_DUSW05B	17/01/2023	6.6
Iron (Total)	mg/L	DG_A_I_SW_DUSW24	17/01/2023	1.3
Iron (Total)	mg/L	DG_A_I_SW_DUSW24	20/03/2023	0.78
Iron (Total)	mg/L	DG_A_I_SW_DUSW05B	20/03/2023	3.5

Variable	Unit	Sample Point	Date	Result
Iron (Total)	mg/L	DG_A_I_SW_DUSW24	19/04/2023	1.0
Iron (Total)	mg/L	DG_A_I_SW_DUSW05B	19/04/2023	0.13
Iron (Total)	mg/L	DG_A_I_SW_DUSW11	19/04/2023	26
Iron (Total)	mg/L	DG_A_I_SW_DUSW24	9/05/2023	0.47
Iron (Total)	mg/L	DG_A_I_SW_DUSW05B	9/05/2023	0.22
Iron (Total)	mg/L	DG_A_I_SW_DUSW24	1/06/2023	0.28
Iron (Total)	mg/L	DG_A_I_SW_DUSW05B	1/06/2023	0.61
Iron (Total)	mg/L	DG_A_I_SW_DUSW20	7/06/2023	14
Iron (Total)	mg/L	DG_A_I_SW_DUSW20	11/07/2023	3.3
Iron (Total)	mg/L	DG_A_I_SW_DUSW24	11/07/2023	0.39
Iron (Total)	mg/L	DG_A_I_SW_DUSW05B	11/07/2023	1.5
Iron (Total)	mg/L	DG_A_I_SW_DUSW11	11/07/2023	1.7
Iron (Total)	mg/L	DG_A_I_SW_DUSW20	14/08/2023	2.6
Iron (Total)	mg/L	DG_A_I_SW_DUSW24	14/08/2023	0.24
Iron (Total)	mg/L	DG_A_I_SW_DUSW05B	14/08/2023	0.80
Iron (Total)	mg/L	DG_A_I_SW_DUSW11	14/08/2023	6.0
Iron (Total)	mg/L	DG_A_I_SW_DUSW20	11/09/2023	2.1
Iron (Total)	mg/L	DG_A_I_SW_DUSW24	11/09/2023	0.20
Iron (Total)	mg/L	DG_A_I_SW_DUSW05B	11/09/2023	0.72
Iron (Total)	mg/L	DG_A_I_SW_DUSW11	11/09/2023	9.7
Iron (Total)	mg/L	DG_A_I_SW_DUSW24	9/10/2023	0.17
Iron (Total)	mg/L	DG_A_I_SW_DUSW05B	9/10/2023	1.2
Iron (Total)	mg/L	DG_A_I_SW_DUSW11	9/10/2023	17
Iron (Total)	mg/L	DG_A_I_SW_DUSW24	23/11/2023	0.18
Iron (Total)	mg/L	DG_A_I_SW_DUSW05B	23/11/2023	0.19
Iron (Total)	mg/L	DG_A_I_SW_DUSW05B	18/12/2023	0.2
Iron (Total)	mg/L	DG_A_I_SW_DUSW24	18/12/2023	0.21
Lead (Total)	mg/L	DG_A_I_SW_DUSW05B	17/01/2023	0.004
Lead (Total)	mg/L	DG_A_I_SW_DUSW24	17/01/2023	<0.001
Lead (Total)	mg/L	DG_A_I_SW_DUSW24	20/03/2023	<0.001
Lead (Total)	mg/L	DG_A_I_SW_DUSW05B	20/03/2023	0.005
Lead (Total)	mg/L	DG_A_I_SW_DUSW24	19/04/2023	<0.001
Lead (Total)	mg/L	DG_A_I_SW_DUSW05B	19/04/2023	<0.001
Lead (Total)	mg/L	DG_A_I_SW_DUSW11	19/04/2023	0.009
Lead (Total)	mg/L	DG_A_I_SW_DUSW24	9/05/2023	<0.001
Lead (Total)	mg/L	DG_A_I_SW_DUSW05B	9/05/2023	<0.001
Lead (Total)	mg/L	DG_A_I_SW_DUSW24	1/06/2023	<0.001
Lead (Total)	mg/L	DG_A_I_SW_DUSW05B	1/06/2023	<0.001
Lead (Total)	mg/L	DG_A_I_SW_DUSW20	7/06/2023	0.01
Lead (Total)	mg/L	DG_A_I_SW_DUSW20	11/07/2023	0.002
Lead (Total)	mg/L	DG_A_I_SW_DUSW24	11/07/2023	<0.001
Lead (Total)	mg/L	DG_A_I_SW_DUSW05B	11/07/2023	0.002
Lead (Total)	mg/L	DG_A_I_SW_DUSW11	11/07/2023	0.001
Lead (Total)	mg/L	DG_A_I_SW_DUSW20	14/08/2023	0.001
Lead (Total)	mg/L	DG_A_I_SW_DUSW24	14/08/2023	<0.001
Lead (Total)	mg/L	DG_A_I_SW_DUSW05B	14/08/2023	0.002
Lead (Total)	mg/L	DG_A_I_SW_DUSW11	14/08/2023	0.006
Lead (Total)	mg/L	DG_A_I_SW_DUSW20	11/09/2023	0.001
Lead (Total)	mg/L	DG_A_I_SW_DUSW24	11/09/2023	<0.001
Lead (Total)	mg/L	DG_A_I_SW_DUSW05B	11/09/2023	0.006
Lead (Total)	mg/L	DG_A_I_SW_DUSW11	11/09/2023	0.010
Lead (Total)	mg/L	DG_A_I_SW_DUSW24	9/10/2023	<0.001
Lead (Total)	mg/L	DG_A_I_SW_DUSW05B	9/10/2023	0.001
Lead (Total)	mg/L	DG_A_I_SW_DUSW11	9/10/2023	0.027
Lead (Total)	mg/L	DG_A_I_SW_DUSW24	23/11/2023	0.003
Lead (Total)	mg/L	DG_A_I_SW_DUSW05B	23/11/2023	0.001
Lead (Total)	mg/L	DG_A_I_SW_DUSW05B	18/12/2023	<0.01
Lead (Total)	mg/L	DG_A_I_SW_DUSW24	18/12/2023	<0.001

Variable	Unit	Sample Point	Date	Result
Na:Ca Ratio		DG_A_I_SW_DUSW05B	17/01/2023	26.04
Na:Ca Ratio		DG_A_I_SW_DUSW24	17/01/2023	3.67
Na:Ca Ratio		DG_A_I_SW_DUSW20	7/06/2023	0.16
Na:Ca Ratio		DG_A_I_SW_DUSW20	14/08/2023	9.49
Na:Ca Ratio		DG_A_I_SW_DUSW24	14/08/2023	5.23
Na:Ca Ratio		DG_A_I_SW_DUSW05B	14/08/2023	24.55
Na:Ca Ratio		DG_A_I_SW_DUSW11	14/08/2023	2.00
Na:Ca Ratio		DG_A_I_SW_DUSW20	11/09/2023	12.65
Na:Ca Ratio		DG_A_I_SW_DUSW24	11/09/2023	6.51
Na:Ca Ratio		DG_A_I_SW_DUSW05B	11/09/2023	28.89
Na:Ca Ratio		DG_A_I_SW_DUSW24	9/10/2023	6.52
Na:Ca Ratio		DG_A_I_SW_DUSW05B	9/10/2023	27.14
Na:Ca Ratio		DG_A_I_SW_DUSW24	23/11/2023	6.27
Na:Ca Ratio		DG_A_I_SW_DUSW05B	23/11/2023	26.80
Na:Ca Ratio		DG_A_I_SW_DUSW05B	18/12/2023	35.50
Na:Ca Ratio		DG_A_I_SW_DUSW24	18/12/2023	6.82
Nickel (Total)	mg/L	DG_A_I_SW_DUSW05B	17/01/2023	0.008
Nickel (Total)	mg/L	DG_A_I_SW_DUSW24	17/01/2023	0.003
Nickel (Total)	mg/L	DG_A_I_SW_DUSW24	20/03/2023	0.003
Nickel (Total)	mg/L	DG_A_I_SW_DUSW05B	20/03/2023	0.003
Nickel (Total)	mg/L	DG_A_I_SW_DUSW24	19/04/2023	0.003
Nickel (Total)	mg/L	DG_A_I_SW_DUSW05B	19/04/2023	0.001
Nickel (Total)	mg/L	DG_A_I_SW_DUSW11	19/04/2023	0.016
Nickel (Total)	mg/L	DG_A_I_SW_DUSW24	9/05/2023	0.003
Nickel (Total)	mg/L	DG_A_I_SW_DUSW05B	9/05/2023	0.003
Nickel (Total)	mg/L	DG_A_I_SW_DUSW24	1/06/2023	0.003
Nickel (Total)	mg/L	DG_A_I_SW_DUSW05B	1/06/2023	0.008
Nickel (Total)	mg/L	DG_A_I_SW_DUSW20	7/06/2023	<0.01
Nickel (Total)	mg/L	DG_A_I_SW_DUSW20	11/07/2023	0.006
Nickel (Total)	mg/L	DG_A_I_SW_DUSW24	11/07/2023	0.002
Nickel (Total)	mg/L	DG_A_I_SW_DUSW05B	11/07/2023	0.005
Nickel (Total)	mg/L	DG_A_I_SW_DUSW11	11/07/2023	0.007
Nickel (Total)	mg/L	DG_A_I_SW_DUSW20	14/08/2023	0.004
Nickel (Total)	mg/L	DG_A_I_SW_DUSW24	14/08/2023	0.003
Nickel (Total)	mg/L	DG_A_I_SW_DUSW05B	14/08/2023	0.004
Nickel (Total)	mg/L	DG_A_I_SW_DUSW11	14/08/2023	0.008
Nickel (Total)	mg/L	DG_A_I_SW_DUSW20	11/09/2023	0.004
Nickel (Total)	mg/L	DG_A_I_SW_DUSW24	11/09/2023	0.002
Nickel (Total)	mg/L	DG_A_I_SW_DUSW05B	11/09/2023	0.003
Nickel (Total)	mg/L	DG_A_I_SW_DUSW11	11/09/2023	0.007
Nickel (Total)	mg/L	DG_A_I_SW_DUSW24	9/10/2023	0.003
Nickel (Total)	mg/L	DG_A_I_SW_DUSW05B	9/10/2023	0.005
Nickel (Total)	mg/L	DG_A_I_SW_DUSW11	9/10/2023	0.009
Nickel (Total)	mg/L	DG_A_I_SW_DUSW24	23/11/2023	0.005
Nickel (Total)	mg/L	DG_A_I_SW_DUSW05B	23/11/2023	0.004
Nickel (Total)	mg/L	DG_A_I_SW_DUSW05B	18/12/2023	<0.01
Nickel (Total)	mg/L	DG_A_I_SW_DUSW24	18/12/2023	0.002
Nitrogen (Total)	mg/L	DG_A_I_SW_DUSW05B	17/01/2023	9.2
Nitrogen (Total)	mg/L	DG_A_I_SW_DUSW24	17/01/2023	5.4
Nitrogen (Total)	mg/L	DG_A_I_SW_DUSW24	20/03/2023	3.6
Nitrogen (Total)	mg/L	DG_A_I_SW_DUSW05B	20/03/2023	6.8
Nitrogen (Total)	mg/L	DG_A_I_SW_DUSW24	19/04/2023	5.4
Nitrogen (Total)	mg/L	DG_A_I_SW_DUSW05B	19/04/2023	0.44
Nitrogen (Total)	mg/L	DG_A_I_SW_DUSW11	19/04/2023	2.6
Nitrogen (Total)	mg/L	DG_A_I_SW_DUSW24	9/05/2023	3.4
Nitrogen (Total)	mg/L	DG_A_I_SW_DUSW05B	9/05/2023	5.9
Nitrogen (Total)	mg/L	DG_A_I_SW_DUSW24	1/06/2023	3.4
Nitrogen (Total)	mg/L	DG_A_I_SW_DUSW05B	1/06/2023	5.3

Variable	Unit	Sample Point	Date	Result
Nitrogen (Total)	mg/L	DG_A_I_SW_DUSW20	7/06/2023	4.1
Nitrogen (Total)	mg/L	DG_A_I_SW_DUSW20	11/07/2023	2.9
Nitrogen (Total)	mg/L	DG_A_I_SW_DUSW24	11/07/2023	2.8
Nitrogen (Total)	mg/L	DG_A_I_SW_DUSW05B	11/07/2023	5.6
Nitrogen (Total)	mg/L	DG_A_I_SW_DUSW11	11/07/2023	3.2
Nitrogen (Total)	mg/L	DG_A_I_SW_DUSW20	14/08/2023	2.0
Nitrogen (Total)	mg/L	DG_A_I_SW_DUSW24	14/08/2023	2.8
Nitrogen (Total)	mg/L	DG_A_I_SW_DUSW05B	14/08/2023	5.9
Nitrogen (Total)	mg/L	DG_A_I_SW_DUSW11	14/08/2023	4.7
Nitrogen (Total)	mg/L	DG_A_I_SW_DUSW20	11/09/2023	1.8
Nitrogen (Total)	mg/L	DG_A_I_SW_DUSW24	11/09/2023	3.3
Nitrogen (Total)	mg/L	DG_A_I_SW_DUSW05B	11/09/2023	5.6
Nitrogen (Total)	mg/L	DG_A_I_SW_DUSW11	11/09/2023	3.8
Nitrogen (Total)	mg/L	DG_A_I_SW_DUSW24	9/10/2023	2.5
Nitrogen (Total)	mg/L	DG_A_I_SW_DUSW05B	9/10/2023	5.8
Nitrogen (Total)	mg/L	DG_A_I_SW_DUSW11	9/10/2023	3.0
Nitrogen (Total)	mg/L	DG_A_I_SW_DUSW24	23/11/2023	3.1
Nitrogen (Total)	mg/L	DG_A_I_SW_DUSW05B	23/11/2023	8.5
Nitrogen (Total)	mg/L	DG_A_I_SW_DUSW05B	18/12/2023	5.2
Nitrogen (Total)	mg/L	DG_A_I_SW_DUSW24	18/12/2023	2.7
pH	pH units	DG_A_I_SW_DUSW05B	17/01/2023	8.1
pH	pH units	DG_A_I_SW_DUSW24	17/01/2023	7.8
pH	pH units	DG_A_I_SW_DUSW24	20/03/2023	8.2
pH	pH units	DG_A_I_SW_DUSW05B	20/03/2023	7.9
pH	pH units	DG_A_I_SW_DUSW24	19/04/2023	8.0
pH	pH units	DG_A_I_SW_DUSW05B	19/04/2023	8.3
pH	pH units	DG_A_I_SW_DUSW11	19/04/2023	7.0
pH	pH units	DG_A_I_SW_DUSW24	9/05/2023	8.2
pH	pH units	DG_A_I_SW_DUSW05B	9/05/2023	8.1
pH	pH units	DG_A_I_SW_DUSW24	1/06/2023	8.4
pH	pH units	DG_A_I_SW_DUSW05B	1/06/2023	8.3
pH	pH units	DG_A_I_SW_DUSW20	7/06/2023	6.7
pH	pH units	DG_A_I_SW_DUSW20	11/07/2023	7.6
pH	pH units	DG_A_I_SW_DUSW24	11/07/2023	8.1
pH	pH units	DG_A_I_SW_DUSW05B	11/07/2023	8.0
pH	pH units	DG_A_I_SW_DUSW11	11/07/2023	7.0
pH	pH units	DG_A_I_SW_DUSW20	14/08/2023	7.8
pH	pH units	DG_A_I_SW_DUSW24	14/08/2023	8.3
pH	pH units	DG_A_I_SW_DUSW05B	14/08/2023	8.0
pH	pH units	DG_A_I_SW_DUSW11	14/08/2023	7.3
pH	pH units	DG_A_I_SW_DUSW20	11/09/2023	7.7
pH	pH units	DG_A_I_SW_DUSW24	11/09/2023	7.9
pH	pH units	DG_A_I_SW_DUSW05B	11/09/2023	7.6
pH	pH units	DG_A_I_SW_DUSW11	11/09/2023	7.2
pH	pH units	DG_A_I_SW_DUSW24	9/10/2023	8.4
pH	pH units	DG_A_I_SW_DUSW05B	9/10/2023	7.9
pH	pH units	DG_A_I_SW_DUSW11	9/10/2023	7.4
pH	pH units	DG_A_I_SW_DUSW24	23/11/2023	8.7
pH	pH units	DG_A_I_SW_DUSW05B	23/11/2023	8.6
pH	pH units	DG_A_I_SW_DUSW05B	18/12/2023	7.6
pH	pH units	DG_A_I_SW_DUSW24	18/12/2023	9.0
Phosphorus (Total)	mg/L	DG_A_I_SW_DUSW05B	17/01/2023	0.31
Phosphorus (Total)	mg/L	DG_A_I_SW_DUSW24	17/01/2023	1.8
Phosphorus (Total)	mg/L	DG_A_I_SW_DUSW24	20/03/2023	2.4
Phosphorus (Total)	mg/L	DG_A_I_SW_DUSW05B	20/03/2023	0.14
Phosphorus (Total)	mg/L	DG_A_I_SW_DUSW24	19/04/2023	2.4
Phosphorus (Total)	mg/L	DG_A_I_SW_DUSW05B	19/04/2023	0.032
Phosphorus (Total)	mg/L	DG_A_I_SW_DUSW11	19/04/2023	0.71

Variable	Unit	Sample Point	Date	Result
Phosphorus (Total)	mg/L	DG_A_I_SW_DUSW24	9/05/2023	2.2
Phosphorus (Total)	mg/L	DG_A_I_SW_DUSW05B	9/05/2023	0.18
Phosphorus (Total)	mg/L	DG_A_I_SW_DUSW24	1/06/2023	1.9
Phosphorus (Total)	mg/L	DG_A_I_SW_DUSW05B	1/06/2023	0.12
Phosphorus (Total)	mg/L	DG_A_I_SW_DUSW20	7/06/2023	0.68
Phosphorus (Total)	mg/L	DG_A_I_SW_DUSW20	11/07/2023	0.12
Phosphorus (Total)	mg/L	DG_A_I_SW_DUSW24	11/07/2023	1.5
Phosphorus (Total)	mg/L	DG_A_I_SW_DUSW05B	11/07/2023	0.22
Phosphorus (Total)	mg/L	DG_A_I_SW_DUSW11	11/07/2023	0.20
Phosphorus (Total)	mg/L	DG_A_I_SW_DUSW20	14/08/2023	0.008
Phosphorus (Total)	mg/L	DG_A_I_SW_DUSW24	14/08/2023	1.4
Phosphorus (Total)	mg/L	DG_A_I_SW_DUSW05B	14/08/2023	0.10
Phosphorus (Total)	mg/L	DG_A_I_SW_DUSW11	14/08/2023	0.22
Phosphorus (Total)	mg/L	DG_A_I_SW_DUSW20	11/09/2023	0.012
Phosphorus (Total)	mg/L	DG_A_I_SW_DUSW24	11/09/2023	1.5
Phosphorus (Total)	mg/L	DG_A_I_SW_DUSW05B	11/09/2023	0.13
Phosphorus (Total)	mg/L	DG_A_I_SW_DUSW11	11/09/2023	0.23
Phosphorus (Total)	mg/L	DG_A_I_SW_DUSW24	9/10/2023	1.5
Phosphorus (Total)	mg/L	DG_A_I_SW_DUSW05B	9/10/2023	0.18
Phosphorus (Total)	mg/L	DG_A_I_SW_DUSW11	9/10/2023	0.12
Phosphorus (Total)	mg/L	DG_A_I_SW_DUSW24	23/11/2023	1.5
Phosphorus (Total)	mg/L	DG_A_I_SW_DUSW05B	23/11/2023	0.13
Phosphorus (Total)	mg/L	DG_A_I_SW_DUSW05B	18/12/2023	0.11
Phosphorus (Total)	mg/L	DG_A_I_SW_DUSW24	18/12/2023	1.4
Radium 226	Bq/L	DG_A_I_SW_DUSW05B	17/01/2023	<0.03
Radium 226	Bq/L	DG_A_I_SW_DUSW24	17/01/2023	<0.03
Radium 226	Bq/L	DG_A_I_SW_DUSW05B	21/02/2023	<0.06
Radium 226	Bq/L	DG_A_I_SW_DUSW24	21/02/2023	<0.03
Radium 226	Bq/L	DG_A_I_SW_DUSW05B	20/03/2023	<0.07
Radium 226	Bq/L	DG_A_I_SW_DUSW24	20/03/2023	<0.02
Radium 226	Bq/L	DG_A_I_SW_DUSW05B	19/04/2023	<0.02
Radium 226	Bq/L	DG_A_I_SW_DUSW11	19/04/2023	<0.01
Radium 226	Bq/L	DG_A_I_SW_DUSW24	19/04/2023	<0.02
Radium 226	Bq/L	DG_A_I_SW_DUSW05B	9/05/2023	<0.07
Radium 226	Bq/L	DG_A_I_SW_DUSW24	9/05/2023	<0.02
Radium 226	Bq/L	DG_A_I_SW_DUSW05B	1/06/2023	<0.07
Radium 226	Bq/L	DG_A_I_SW_DUSW24	1/06/2023	<0.02
Radium 226	Bq/L	DG_A_I_SW_DUSW20	7/06/2023	<0.03
Radium 226	Bq/L	DG_A_I_SW_DUSW05B	11/07/2023	<0.03
Radium 226	Bq/L	DG_A_I_SW_DUSW11	11/07/2023	<0.03
Radium 226	Bq/L	DG_A_I_SW_DUSW20	11/07/2023	<0.02
Radium 226	Bq/L	DG_A_I_SW_DUSW24	11/07/2023	<0.02
Radium 226	Bq/L	DG_A_I_SW_DUSW05B	14/08/2023	<0.04
Radium 226	Bq/L	DG_A_I_SW_DUSW11	14/08/2023	<0.03
Radium 226	Bq/L	DG_A_I_SW_DUSW20	14/08/2023	<0.02
Radium 226	Bq/L	DG_A_I_SW_DUSW24	14/08/2023	<0.03
Radium 226	Bq/L	DG_A_I_SW_DUSW05B	11/09/2023	<0.04
Radium 226	Bq/L	DG_A_I_SW_DUSW11	11/09/2023	<0.03
Radium 226	Bq/L	DG_A_I_SW_DUSW20	11/09/2023	<0.04
Radium 226	Bq/L	DG_A_I_SW_DUSW24	11/09/2023	<0.03
Radium 226	Bq/L	DG_A_I_SW_DUSW05B	9/10/2023	<0.05
Radium 226	Bq/L	DG_A_I_SW_DUSW11	9/10/2023	<0.03
Radium 226	Bq/L	DG_A_I_SW_DUSW24	9/10/2023	<0.02
Radium 226	Bq/L	DG_A_I_SW_DUSW05B	23/11/2023	<0.09
Radium 226	Bq/L	DG_A_I_SW_DUSW24	23/11/2023	<0.02
Radium 226	Bq/L	DG_A_I_SW_DUSW05B	18/12/2023	<0.08
Radium 226	Bq/L	DG_A_I_SW_DUSW24	18/12/2023	<0.03
Radium 228	Bq/L	DG_A_I_SW_DUSW05B	17/01/2023	< 0.04

Variable	Unit	Sample Point	Date	Result
Radium 228	Bq/L	DG_A_I_SW_DUSW24	17/01/2023	< 0.04
Radium 228	Bq/L	DG_A_I_SW_DUSW24	21/02/2023	< 0.03
Radium 228	Bq/L	DG_A_I_SW_DUSW05B	21/02/2023	< 0.07
Radium 228	Bq/L	DG_A_I_SW_DUSW24	20/03/2023	< 0.03
Radium 228	Bq/L	DG_A_I_SW_DUSW05B	20/03/2023	< 0.10
Radium 228	Bq/L	DG_A_I_SW_DUSW24	19/04/2023	<0.04
Radium 228	Bq/L	DG_A_I_SW_DUSW05B	19/04/2023	<0.04
Radium 228	Bq/L	DG_A_I_SW_DUSW11	19/04/2023	<0.03
Radium 228	Bq/L	DG_A_I_SW_DUSW24	9/05/2023	< 0.04
Radium 228	Bq/L	DG_A_I_SW_DUSW05B	9/05/2023	< 0.10
Radium 228	Bq/L	DG_A_I_SW_DUSW24	1/06/2023	< 0.03
Radium 228	Bq/L	DG_A_I_SW_DUSW05B	1/06/2023	< 0.07
Radium 228	Bq/L	DG_A_I_SW_DUSW20	7/06/2023	< 0.06
Radium 228	Bq/L	DG_A_I_SW_DUSW20	11/07/2023	<0.03
Radium 228	Bq/L	DG_A_I_SW_DUSW24	11/07/2023	<0.03
Radium 228	Bq/L	DG_A_I_SW_DUSW05B	11/07/2023	<0.04
Radium 228	Bq/L	DG_A_I_SW_DUSW11	11/07/2023	<0.04
Radium 228	Bq/L	DG_A_I_SW_DUSW20	14/08/2023	<0.04
Radium 228	Bq/L	DG_A_I_SW_DUSW24	14/08/2023	<0.04
Radium 228	Bq/L	DG_A_I_SW_DUSW05B	14/08/2023	<0.06
Radium 228	Bq/L	DG_A_I_SW_DUSW11	14/08/2023	<0.03
Radium 228	Bq/L	DG_A_I_SW_DUSW24	1/09/2023	<0.04
Radium 228	Bq/L	DG_A_I_SW_DUSW20	11/09/2023	<0.04
Radium 228	Bq/L	DG_A_I_SW_DUSW05B	11/09/2023	<0.07
Radium 228	Bq/L	DG_A_I_SW_DUSW11	11/09/2023	<0.03
Radium 228	Bq/L	DG_A_I_SW_DUSW24	9/10/2023	<0.03
Radium 228	Bq/L	DG_A_I_SW_DUSW05B	9/10/2023	<0.04
Radium 228	Bq/L	DG_A_I_SW_DUSW11	9/10/2023	<0.03
Radium 228	Bq/L	DG_A_I_SW_DUSW24	23/11/2023	<0.06
Radium 228	Bq/L	DG_A_I_SW_DUSW05B	23/11/2023	<0.15
Radium 228	Bq/L	DG_A_I_SW_DUSW05B	18/12/2023	<0.14
Radium 228	Bq/L	DG_A_I_SW_DUSW24	18/12/2023	<0.07
Sodium	mg/L	DG_A_I_SW_DUSW05B	17/01/2023	25000
Sodium	mg/L	DG_A_I_SW_DUSW24	17/01/2023	180
Sodium	mg/L	DG_A_I_SW_DUSW20	7/06/2023	<0.4
Sodium	mg/L	DG_A_I_SW_DUSW20	14/08/2023	560
Sodium	mg/L	DG_A_I_SW_DUSW24	14/08/2023	340
Sodium	mg/L	DG_A_I_SW_DUSW05B	14/08/2023	27000
Sodium	mg/L	DG_A_I_SW_DUSW11	14/08/2023	34
Sodium	mg/L	DG_A_I_SW_DUSW20	11/09/2023	860
Sodium	mg/L	DG_A_I_SW_DUSW24	11/09/2023	410
Sodium	mg/L	DG_A_I_SW_DUSW05B	11/09/2023	26000
Sodium	mg/L	DG_A_I_SW_DUSW24	9/10/2023	450
Sodium	mg/L	DG_A_I_SW_DUSW05B	9/10/2023	38000
Sodium	mg/L	DG_A_I_SW_DUSW24	23/11/2023	520
Sodium	mg/L	DG_A_I_SW_DUSW05B	23/11/2023	67000
Sodium	mg/L	DG_A_I_SW_DUSW05B	18/12/2023	71000
Sodium	mg/L	DG_A_I_SW_DUSW24	18/12/2023	600
Sulfate	mg/L	DG_A_I_SW_DUSW05B	17/01/2023	3900
Sulfate	mg/L	DG_A_I_SW_DUSW24	17/01/2023	18
Sulfate	mg/L	DG_A_I_SW_DUSW20	7/06/2023	9
Sulfate	mg/L	DG_A_I_SW_DUSW20	14/08/2023	95
Sulfate	mg/L	DG_A_I_SW_DUSW24	14/08/2023	30
Sulfate	mg/L	DG_A_I_SW_DUSW05B	14/08/2023	4300
Sulfate	mg/L	DG_A_I_SW_DUSW11	14/08/2023	<8
Sulfate	mg/L	DG_A_I_SW_DUSW20	11/09/2023	170
Sulfate	mg/L	DG_A_I_SW_DUSW24	11/09/2023	35
Sulfate	mg/L	DG_A_I_SW_DUSW05B	11/09/2023	4100

Variable	Unit	Sample Point	Date	Result
Sulfate	mg/L	DG_A_I_SW_DUSW24	9/10/2023	33
Sulfate	mg/L	DG_A_I_SW_DUSW05B	9/10/2023	5600
Sulfate	mg/L	DG_A_I_SW_DUSW24	23/11/2023	35
Sulfate	mg/L	DG_A_I_SW_DUSW05B	23/11/2023	9400
Sulfate	mg/L	DG_A_I_SW_DUSW05B	18/12/2023	10000
Sulfate	mg/L	DG_A_I_SW_DUSW24	18/12/2023	42
Turbidity	NTU	DG_A_I_SW_DUSW05B	17/01/2023	169
Turbidity	NTU	DG_A_I_SW_DUSW24	17/01/2023	22.8
Turbidity	NTU	DG_A_I_SW_DUSW24	20/03/2023	14.3
Turbidity	NTU	DG_A_I_SW_DUSW05B	20/03/2023	90.0
Turbidity	NTU	DG_A_I_SW_DUSW24	19/04/2023	15.2
Turbidity	NTU	DG_A_I_SW_DUSW05B	19/04/2023	8.19
Turbidity	NTU	DG_A_I_SW_DUSW11	19/04/2023	344
Turbidity	NTU	DG_A_I_SW_DUSW24	9/05/2023	7.7
Turbidity	NTU	DG_A_I_SW_DUSW05B	9/05/2023	15.3
Turbidity	NTU	DG_A_I_SW_DUSW24	1/06/2023	4.8
Turbidity	NTU	DG_A_I_SW_DUSW05B	1/06/2023	19.3
Turbidity	NTU	DG_A_I_SW_DUSW20	7/06/2023	772
Turbidity	NTU	DG_A_I_SW_DUSW20	11/07/2023	53.5
Turbidity	NTU	DG_A_I_SW_DUSW24	11/07/2023	12.1
Turbidity	NTU	DG_A_I_SW_DUSW05B	11/07/2023	78.0
Turbidity	NTU	DG_A_I_SW_DUSW11	11/07/2023	27.1
Turbidity	NTU	DG_A_I_SW_DUSW20	14/08/2023	27.8
Turbidity	NTU	DG_A_I_SW_DUSW20	11/09/2023	26.1
Turbidity	NTU	DG_A_I_SW_DUSW24	11/09/2023	4.1
Turbidity	NTU	DG_A_I_SW_DUSW05B	11/09/2023	44.7
Turbidity	NTU	DG_A_I_SW_DUSW11	11/09/2023	169
Turbidity	NTU	DG_A_I_SW_DUSW24	9/10/2023	6.1
Turbidity	NTU	DG_A_I_SW_DUSW05B	9/10/2023	51.9
Turbidity	NTU	DG_A_I_SW_DUSW11	9/10/2023	228
Turbidity	NTU	DG_A_I_SW_DUSW24	23/11/2023	12.5
Turbidity	NTU	DG_A_I_SW_DUSW05B	23/11/2023	6.3
Turbidity	NTU	DG_A_I_SW_DUSW05B	18/12/2023	7.2
Turbidity	NTU	DG_A_I_SW_DUSW24	18/12/2023	8.4
Uranium (Total)	mg/L	DG_A_I_SW_DUSW05B	17/01/2023 9:30	0.0054
Uranium (Total)	mg/L	DG_A_I_SW_DUSW24	17/01/2023 9:55	0.0002
Uranium (Total)	mg/L	DG_A_I_SW_DUSW24	21/02/2023 11:30	0.0002
Uranium (Total)	mg/L	DG_A_I_SW_DUSW05B	21/02/2023 11:55	0.0053
Uranium (Total)	mg/L	DG_A_I_SW_DUSW24	20/03/2023 11:20	0.0002
Uranium (Total)	mg/L	DG_A_I_SW_DUSW05B	20/03/2023 11:40	0.0095
Uranium (Total)	mg/L	DG_A_I_SW_DUSW24	19/04/2023 9:35	0.0003
Uranium (Total)	mg/L	DG_A_I_SW_DUSW05B	19/04/2023 10:00	0.0067
Uranium (Total)	mg/L	DG_A_I_SW_DUSW11	19/04/2023 10:48	< 0.0001
Uranium (Total)	mg/L	DG_A_I_SW_DUSW24	9/05/2023 10:25	0.0003
Uranium (Total)	mg/L	DG_A_I_SW_DUSW05B	9/05/2023 11:10	0.011
Uranium (Total)	mg/L	DG_A_I_SW_DUSW24	1/06/2023 10:20	0.0003
Uranium (Total)	mg/L	DG_A_I_SW_DUSW05B	1/06/2023 10:50	0.017
Uranium (Total)	mg/L	DG_A_I_SW_DUSW20	7/06/2023 11:00	0.0001
Uranium (Total)	mg/L	DG_A_I_SW_DUSW20	11/07/2023 10:00	0.0002
Uranium (Total)	mg/L	DG_A_I_SW_DUSW24	11/07/2023 10:55	0.0003
Uranium (Total)	mg/L	DG_A_I_SW_DUSW05B	11/07/2023 11:20	0.012
Uranium (Total)	mg/L	DG_A_I_SW_DUSW11	11/07/2023 11:50	0.0001
Uranium (Total)	mg/L	DG_A_I_SW_DUSW20	14/08/2023 10:05	0.0001
Uranium (Total)	mg/L	DG_A_I_SW_DUSW24	14/08/2023 10:50	0.0002
Uranium (Total)	mg/L	DG_A_I_SW_DUSW05B	14/08/2023 11:10	0.013
Uranium (Total)	mg/L	DG_A_I_SW_DUSW11	14/08/2023 11:35	<0.0001
Uranium (Total)	mg/L	DG_A_I_SW_DUSW24	1/09/2023 11:00	<0.0005
Uranium (Total)	mg/L	DG_A_I_SW_DUSW20	11/09/2023 10:20	<0.0005

Variable	Unit	Sample Point	Date	Result
Uranium (Total)	mg/L	DG_A_I_SW_DUSW05B	11/09/2023 11:30	0.013
Uranium (Total)	mg/L	DG_A_I_SW_DUSW11	11/09/2023 11:50	<0.0005
Uranium (Total)	mg/L	DG_A_I_SW_DUSW24	9/10/2023 10:35	0.0002
Uranium (Total)	mg/L	DG_A_I_SW_DUSW05B	9/10/2023 11:00	0.0048
Uranium (Total)	mg/L	DG_A_I_SW_DUSW11	9/10/2023 11:30	0.0001
Uranium (Total)	mg/L	DG_A_I_SW_DUSW24	23/11/2023 9:45	0.0004
Uranium (Total)	mg/L	DG_A_I_SW_DUSW05B	23/11/2023 10:10	0.0048
Uranium (Total)	mg/L	DG_A_I_SW_DUSW24	18/12/2023 11:35	0.0004
Uranium 238	Bq/L	DG_A_I_SW_DUSW05B	17/01/2023	0.067
Uranium 238	Bq/L	DG_A_I_SW_DUSW24	17/01/2023	0.002
Uranium 238	Bq/L	DG_A_I_SW_DUSW24	21/02/2023	0.002
Uranium 238	Bq/L	DG_A_I_SW_DUSW05B	21/02/2023	0.066
Uranium 238	Bq/L	DG_A_I_SW_DUSW24	20/03/2023	0.002
Uranium 238	Bq/L	DG_A_I_SW_DUSW05B	20/03/2023	0.12
Uranium 238	Bq/L	DG_A_I_SW_DUSW24	19/04/2023	0.004
Uranium 238	Bq/L	DG_A_I_SW_DUSW05B	19/04/2023	0.083
Uranium 238	Bq/L	DG_A_I_SW_DUSW11	19/04/2023	< 0.001
Uranium 238	Bq/L	DG_A_I_SW_DUSW24	9/05/2023	0.004
Uranium 238	Bq/L	DG_A_I_SW_DUSW05B	9/05/2023	0.14
Uranium 238	Bq/L	DG_A_I_SW_DUSW24	1/06/2023	0.004
Uranium 238	Bq/L	DG_A_I_SW_DUSW05B	1/06/2023	0.21
Uranium 238	Bq/L	DG_A_I_SW_DUSW20	7/06/2023	0.001
Uranium 238	Bq/L	DG_A_I_SW_DUSW20	11/07/2023	0.002
Uranium 238	Bq/L	DG_A_I_SW_DUSW24	11/07/2023	0.004
Uranium 238	Bq/L	DG_A_I_SW_DUSW05B	11/07/2023	0.15
Uranium 238	Bq/L	DG_A_I_SW_DUSW11	11/07/2023	0.001
Uranium 238	Bq/L	DG_A_I_SW_DUSW20	14/08/2023	0.001
Uranium 238	Bq/L	DG_A_I_SW_DUSW24	14/08/2023	0.002
Uranium 238	Bq/L	DG_A_I_SW_DUSW05B	14/08/2023	0.16
Uranium 238	Bq/L	DG_A_I_SW_DUSW11	14/08/2023	<0.001
Uranium 238	Bq/L	DG_A_I_SW_DUSW24	1/09/2023	<0.005
Uranium 238	Bq/L	DG_A_I_SW_DUSW20	11/09/2023	<0.005
Uranium 238	Bq/L	DG_A_I_SW_DUSW05B	11/09/2023	0.16
Uranium 238	Bq/L	DG_A_I_SW_DUSW11	11/09/2023	<0.005
Uranium 238	Bq/L	DG_A_I_SW_DUSW24	9/10/2023	0.0005
Uranium 238	Bq/L	DG_A_I_SW_DUSW05B	9/10/2023	0.06
Uranium 238	Bq/L	DG_A_I_SW_DUSW11	9/10/2023	0.001
Uranium 238	Bq/L	DG_A_I_SW_DUSW24	23/11/2023	0.005
Uranium 238	Bq/L	DG_A_I_SW_DUSW05B	23/11/2023	0.06
Uranium 238	Bq/L	DG_A_I_SW_DUSW05B	18/12/2023	0.14
Uranium 238	Bq/L	DG_A_I_SW_DUSW24	18/12/2023	0.005
Vanadium (Total)	mg/L	DG_A_I_SW_DUSW05B	17/01/2023	0.036
Vanadium (Total)	mg/L	DG_A_I_SW_DUSW24	17/01/2023	0.007
Vanadium (Total)	mg/L	DG_A_I_SW_DUSW24	20/03/2023	0.006
Vanadium (Total)	mg/L	DG_A_I_SW_DUSW05B	20/03/2023	0.022
Vanadium (Total)	mg/L	DG_A_I_SW_DUSW24	19/04/2023	0.010
Vanadium (Total)	mg/L	DG_A_I_SW_DUSW05B	19/04/2023	0.004
Vanadium (Total)	mg/L	DG_A_I_SW_DUSW11	19/04/2023	0.041
Vanadium (Total)	mg/L	DG_A_I_SW_DUSW24	9/05/2023	0.003
Vanadium (Total)	mg/L	DG_A_I_SW_DUSW05B	9/05/2023	0.007
Vanadium (Total)	mg/L	DG_A_I_SW_DUSW24	1/06/2023	0.005
Vanadium (Total)	mg/L	DG_A_I_SW_DUSW05B	1/06/2023	0.017
Vanadium (Total)	mg/L	DG_A_I_SW_DUSW20	7/06/2023	0.03
Vanadium (Total)	mg/L	DG_A_I_SW_DUSW20	11/07/2023	0.009
Vanadium (Total)	mg/L	DG_A_I_SW_DUSW24	11/07/2023	0.004
Vanadium (Total)	mg/L	DG_A_I_SW_DUSW05B	11/07/2023	0.008
Vanadium (Total)	mg/L	DG_A_I_SW_DUSW11	11/07/2023	0.007
Vanadium (Total)	mg/L	DG_A_I_SW_DUSW20	14/08/2023	0.005

Variable	Unit	Sample Point	Date	Result
Vanadium (Total)	mg/L	DG_A_I_SW_DUSW24	14/08/2023	0.005
Vanadium (Total)	mg/L	DG_A_I_SW_DUSW05B	14/08/2023	0.005
Vanadium (Total)	mg/L	DG_A_I_SW_DUSW11	14/08/2023	0.017
Vanadium (Total)	mg/L	DG_A_I_SW_DUSW20	11/09/2023	0.004
Vanadium (Total)	mg/L	DG_A_I_SW_DUSW24	11/09/2023	0.006
Vanadium (Total)	mg/L	DG_A_I_SW_DUSW05B	11/09/2023	0.006
Vanadium (Total)	mg/L	DG_A_I_SW_DUSW11	11/09/2023	0.027
Vanadium (Total)	mg/L	DG_A_I_SW_DUSW24	9/10/2023	0.006
Vanadium (Total)	mg/L	DG_A_I_SW_DUSW05B	9/10/2023	0.006
Vanadium (Total)	mg/L	DG_A_I_SW_DUSW11	9/10/2023	0.057
Vanadium (Total)	mg/L	DG_A_I_SW_DUSW24	23/11/2023	<0.001
Vanadium (Total)	mg/L	DG_A_I_SW_DUSW05B	23/11/2023	0.004
Vanadium (Total)	mg/L	DG_A_I_SW_DUSW05B	18/12/2023	<0.01
Vanadium (Total)	mg/L	DG_A_I_SW_DUSW24	18/12/2023	0.002
Zinc (Total)	mg/L	DG_A_I_SW_DUSW05B	17/01/2023	0.019
Zinc (Total)	mg/L	DG_A_I_SW_DUSW24	17/01/2023	0.006
Zinc (Total)	mg/L	DG_A_I_SW_DUSW24	20/03/2023	0.006
Zinc (Total)	mg/L	DG_A_I_SW_DUSW05B	20/03/2023	0.012
Zinc (Total)	mg/L	DG_A_I_SW_DUSW24	19/04/2023	0.011
Zinc (Total)	mg/L	DG_A_I_SW_DUSW05B	19/04/2023	0.002
Zinc (Total)	mg/L	DG_A_I_SW_DUSW11	19/04/2023	0.018
Zinc (Total)	mg/L	DG_A_I_SW_DUSW24	9/05/2023	0.008
Zinc (Total)	mg/L	DG_A_I_SW_DUSW05B	9/05/2023	0.005
Zinc (Total)	mg/L	DG_A_I_SW_DUSW24	1/06/2023	0.011
Zinc (Total)	mg/L	DG_A_I_SW_DUSW05B	1/06/2023	0.022
Zinc (Total)	mg/L	DG_A_I_SW_DUSW20	7/06/2023	0.07
Zinc (Total)	mg/L	DG_A_I_SW_DUSW20	11/07/2023	0.020
Zinc (Total)	mg/L	DG_A_I_SW_DUSW24	11/07/2023	0.008
Zinc (Total)	mg/L	DG_A_I_SW_DUSW05B	11/07/2023	0.025
Zinc (Total)	mg/L	DG_A_I_SW_DUSW11	11/07/2023	0.016
Zinc (Total)	mg/L	DG_A_I_SW_DUSW20	14/08/2023	0.046
Zinc (Total)	mg/L	DG_A_I_SW_DUSW24	14/08/2023	0.024
Zinc (Total)	mg/L	DG_A_I_SW_DUSW05B	14/08/2023	0.020
Zinc (Total)	mg/L	DG_A_I_SW_DUSW11	14/08/2023	0.022
Zinc (Total)	mg/L	DG_A_I_SW_DUSW20	11/09/2023	0.028
Zinc (Total)	mg/L	DG_A_I_SW_DUSW24	11/09/2023	0.022
Zinc (Total)	mg/L	DG_A_I_SW_DUSW05B	11/09/2023	0.012
Zinc (Total)	mg/L	DG_A_I_SW_DUSW11	11/09/2023	0.021
Zinc (Total)	mg/L	DG_A_I_SW_DUSW24	9/10/2023	0.014
Zinc (Total)	mg/L	DG_A_I_SW_DUSW05B	9/10/2023	0.015
Zinc (Total)	mg/L	DG_A_I_SW_DUSW11	9/10/2023	0.020
Zinc (Total)	mg/L	DG_A_I_SW_DUSW24	23/11/2023	0.15
Zinc (Total)	mg/L	DG_A_I_SW_DUSW05B	23/11/2023	<0.001
Zinc (Total)	mg/L	DG_A_I_SW_DUSW05B	18/12/2023	0.12
Zinc (Total)	mg/L	DG_A_I_SW_DUSW24	18/12/2023	0.007

Results in italics represent values less than reporting limit i.e. <0.01 = 0.01

Appendix B: Monitoring Data (Lab) – Groundwater

Variable	Unit	Sample Point	Date	Result
Aluminium (Total)	mg/L	DG_A_I_PZ_GW03	17/01/2023	<0.01
Aluminium (Total)	mg/L	DG_A_I_PZ_GW02	17/01/2023	<0.01
Aluminium (Total)	mg/L	DG_A_I_PZ_GW04	18/01/2023	0.02
Aluminium (Total)	mg/L	DG_A_I_PZ_GW04A	18/01/2023	0.01
Aluminium (Total)	mg/L	DG_A_I_PZ_BW50	19/01/2023	1.2
Aluminium (Total)	mg/L	DG_A_I_PZ_GW07	19/01/2023	0.06
Aluminium (Total)	mg/L	DG_A_I_PZ_BW05	19/01/2023	0.10
Aluminium (Total)	mg/L	DG_A_I_PZ_IWB6	23/01/2023	0.67
Aluminium (Total)	mg/L	DG_A_I_PZ_IWB2	23/01/2023	0.02
Aluminium (Total)	mg/L	DG_A_I_PZ_BW28A	23/01/2023	<0.01
Aluminium (Total)	mg/L	DG_A_I_PZ_BW36A	24/01/2023	0.01
Aluminium (Total)	mg/L	DG_A_I_PZ_WRK302	13/02/2023	0.23
Aluminium (Total)	mg/L	DG_A_I_PZ_GW06	13/02/2023	1.5
Aluminium (Total)	mg/L	DG_A_I_PZ_GW08	13/02/2023	0.02
Aluminium (Total)	mg/L	DG_A_I_PZ_WRK301	13/02/2023	1.1
Aluminium (Total)	mg/L	DG_A_I_PZ_WRK300	14/02/2023	0.02
Aluminium (Total)	mg/L	DG_A_I_PZ_GW01	14/02/2023	1.5
Aluminium (Total)	mg/L	DG_A_I_PZ_BW45B	14/02/2023	12
Aluminium (Total)	mg/L	DG_A_I_PZ_BW45B	18/03/2023	12
Aluminium (Total)	mg/L	DG_A_I_PZ_BW45B	22/03/2023	13
Aluminium (Total)	mg/L	DG_A_I_PZ_BW45B	18/04/2023	12
Aluminium (Total)	mg/L	DG_A_I_PZ_BW45B	18/05/2023	13
Aluminium (Total)	mg/L	DG_A_I_PZ_BW45B	8/06/2023	12
Aluminium (Total)	mg/L	DG_A_I_PZ_GW03	12/07/2023	0.02
Aluminium (Total)	mg/L	DG_A_I_PZ_GW02	12/07/2023	<0.01
Aluminium (Total)	mg/L	DG_A_I_PZ_GW01	12/07/2023	1.1
Aluminium (Total)	mg/L	DG_A_I_PZ_BW05	12/07/2023	0.03
Aluminium (Total)	mg/L	DG_A_I_PZ_BW28A	13/07/2023	<0.01
Aluminium (Total)	mg/L	DG_A_I_PZ_BW45B	17/07/2023	15
Aluminium (Total)	mg/L	DG_A_I_PZ_GW04	17/07/2023	0.03
Aluminium (Total)	mg/L	DG_A_I_PZ_GW04A	18/07/2023	<0.01
Aluminium (Total)	mg/L	DG_A_I_PZ_BW36A	18/07/2023	<0.01
Aluminium (Total)	mg/L	DG_A_I_PZ_WRK300	19/07/2023	<0.01
Aluminium (Total)	mg/L	DG_A_I_PZ_BW50	20/07/2023	0.20
Aluminium (Total)	mg/L	DG_A_I_PZ_WRK302	20/07/2023	0.24
Aluminium (Total)	mg/L	DG_A_I_PZ_GW06	20/07/2023	0.12
Aluminium (Total)	mg/L	DG_A_I_PZ_BW45B	24/08/2023	12
Aluminium (Total)	mg/L	DG_A_I_PZ_IWB2	4/09/2023	0.75
Aluminium (Total)	mg/L	DG_A_I_PZ_IWB6	4/09/2023	1.9
Aluminium (Total)	mg/L	DG_A_I_PZ_GW07	5/09/2023	0.08
Aluminium (Total)	mg/L	DG_A_I_PZ_BW45B	14/09/2023	12
Aluminium (Total)	mg/L	DG_A_I_PZ_GW08	11/10/2023	<0.01
Alkalinity (Total)	mg/L	DG_A_I_PZ_GW03	17/01/2023	120
Alkalinity (Total)	mg/L	DG_A_I_PZ_GW02	17/01/2023	28
Alkalinity (Total)	mg/L	DG_A_I_PZ_GW05	18/01/2023	42
Alkalinity (Total)	mg/L	DG_A_I_PZ_GW04	18/01/2023	21
Alkalinity (Total)	mg/L	DG_A_I_PZ_GW04A	18/01/2023	44
Alkalinity (Total)	mg/L	DG_A_I_PZ_BW50	19/01/2023	290
Alkalinity (Total)	mg/L	DG_A_I_PZ_GW07	19/01/2023	57
Alkalinity (Total)	mg/L	DG_A_I_PZ_BW05	19/01/2023	460
Alkalinity (Total)	mg/L	DG_A_I_PZ_IWB6	23/01/2023	8
Alkalinity (Total)	mg/L	DG_A_I_PZ_IWB2	23/01/2023	41
Alkalinity (Total)	mg/L	DG_A_I_PZ_BW28A	23/01/2023	390
Alkalinity (Total)	mg/L	DG_A_I_PZ_BW36A	24/01/2023	200
Alkalinity (Total)	mg/L	DG_A_I_PZ_WRK302	13/02/2023	91
Alkalinity (Total)	mg/L	DG_A_I_PZ_GW06	13/02/2023	200

Variable	Unit	Sample Point	Date	Result
Alkalinity (Total)	mg/L	DG_A PZ_GW08	13/02/2023	170
Alkalinity (Total)	mg/L	DG_A PZ_WRK301	13/02/2023	250
Alkalinity (Total)	mg/L	DG_A PZ_WRK300	14/02/2023	78
Alkalinity (Total)	mg/L	DG_A PZ_GW01	14/02/2023	19
Alkalinity (Total)	mg/L	DG_A PZ_BW45B	14/02/2023	<1
Alkalinity (Total)	mg/L	DG_A PZ_BW45B	18/03/2023	<1
Alkalinity (Total)	mg/L	DG_A PZ_BW45B	22/03/2023	<1
Alkalinity (Total)	mg/L	DG_A PZ_BW45B	18/04/2023	<1
Alkalinity (Total)	mg/L	DG_A PZ_BW45B	18/05/2023	<1
Alkalinity (Total)	mg/L	DG_A PZ_BW45B	8/06/2023	<1
Alkalinity (Total)	mg/L	DG_A PZ_GW03	12/07/2023	120
Alkalinity (Total)	mg/L	DG_A PZ_GW02	12/07/2023	30
Alkalinity (Total)	mg/L	DG_A PZ_GW01	12/07/2023	17
Alkalinity (Total)	mg/L	DG_A PZ_BW05	12/07/2023	440
Alkalinity (Total)	mg/L	DG_A PZ_BW28A	13/07/2023	400
Alkalinity (Total)	mg/L	DG_A PZ_BW45B	17/07/2023	<1
Alkalinity (Total)	mg/L	DG_A PZ_GW05	17/07/2023	42
Alkalinity (Total)	mg/L	DG_A PZ_GW04	17/07/2023	28
Alkalinity (Total)	mg/L	DG_A PZ_GW04A	18/07/2023	39
Alkalinity (Total)	mg/L	DG_A PZ_BW36A	18/07/2023	180
Alkalinity (Total)	mg/L	DG_A PZ_WRK300	19/07/2023	86
Alkalinity (Total)	mg/L	DG_A PZ_BW50	20/07/2023	290
Alkalinity (Total)	mg/L	DG_A PZ_WRK302	20/07/2023	87
Alkalinity (Total)	mg/L	DG_A PZ_GW06	20/07/2023	210
Alkalinity (Total)	mg/L	DG_A PZ_BW45B	24/08/2023	<2
Alkalinity (Total)	mg/L	DG_A PZ_IWB2	4/09/2023	34
Alkalinity (Total)	mg/L	DG_A PZ_IWB6	4/09/2023	12
Alkalinity (Total)	mg/L	DG_A PZ_GW07	5/09/2023	51
Alkalinity (Total)	mg/L	DG_A PZ_BW45B	14/09/2023	<1
Alkalinity (Total)	mg/L	DG_A PZ_GW08	11/10/2023	170
Alkalinity (Hydroxide)	mg/L	DG_A PZ_GW03	17/01/2023	0
Alkalinity (Hydroxide)	mg/L	DG_A PZ_GW02	17/01/2023	0
Alkalinity (Hydroxide)	mg/L	DG_A PZ_GW05	18/01/2023	0
Alkalinity (Hydroxide)	mg/L	DG_A PZ_GW04	18/01/2023	0
Alkalinity (Hydroxide)	mg/L	DG_A PZ_GW04A	18/01/2023	0
Alkalinity (Hydroxide)	mg/L	DG_A PZ_BW50	19/01/2023	0
Alkalinity (Hydroxide)	mg/L	DG_A PZ_GW07	19/01/2023	0
Alkalinity (Hydroxide)	mg/L	DG_A PZ_BW05	19/01/2023	0
Alkalinity (Hydroxide)	mg/L	DG_A PZ_IWB6	23/01/2023	0
Alkalinity (Hydroxide)	mg/L	DG_A PZ_IWB2	23/01/2023	0
Alkalinity (Hydroxide)	mg/L	DG_A PZ_BW28A	23/01/2023	0
Alkalinity (Hydroxide)	mg/L	DG_A PZ_BW36A	24/01/2023	0
Alkalinity (Hydroxide)	mg/L	DG_A PZ_WRK302	13/02/2023	0
Alkalinity (Hydroxide)	mg/L	DG_A PZ_GW06	13/02/2023	0
Alkalinity (Hydroxide)	mg/L	DG_A PZ_GW08	13/02/2023	0
Alkalinity (Hydroxide)	mg/L	DG_A PZ_WRK301	13/02/2023	0
Alkalinity (Hydroxide)	mg/L	DG_A PZ_WRK300	14/02/2023	0
Alkalinity (Hydroxide)	mg/L	DG_A PZ_GW01	14/02/2023	0
Alkalinity (Hydroxide)	mg/L	DG_A PZ_BW45B	14/02/2023	0
Alkalinity (Hydroxide)	mg/L	DG_A PZ_BW45B	18/03/2023	0
Alkalinity (Hydroxide)	mg/L	DG_A PZ_BW45B	22/03/2023	0
Alkalinity (Hydroxide)	mg/L	DG_A PZ_BW45B	18/04/2023	0
Alkalinity (Hydroxide)	mg/L	DG_A PZ_BW45B	18/05/2023	0
Alkalinity (Hydroxide)	mg/L	DG_A PZ_BW45B	8/06/2023	0
Alkalinity (Hydroxide)	mg/L	DG_A PZ_GW03	12/07/2023	0
Alkalinity (Hydroxide)	mg/L	DG_A PZ_GW02	12/07/2023	0
Alkalinity (Hydroxide)	mg/L	DG_A PZ_GW01	12/07/2023	0
Alkalinity (Hydroxide)	mg/L	DG_A PZ_BW05	12/07/2023	0

Variable	Unit	Sample Point	Date	Result
Alkalinity (Hydroxide)	mg/L	DG A PZ BW28A	13/07/2023	0
Alkalinity (Hydroxide)	mg/L	DG A PZ BW45B	17/07/2023	0
Alkalinity (Hydroxide)	mg/L	DG A PZ GW05	17/07/2023	0
Alkalinity (Hydroxide)	mg/L	DG A PZ GW04	17/07/2023	0
Alkalinity (Hydroxide)	mg/L	DG A PZ GW04A	18/07/2023	0
Alkalinity (Hydroxide)	mg/L	DG A PZ BW36A	18/07/2023	0
Alkalinity (Hydroxide)	mg/L	DG A PZ WRK300	19/07/2023	0
Alkalinity (Hydroxide)	mg/L	DG A PZ BW50	20/07/2023	0
Alkalinity (Hydroxide)	mg/L	DG A PZ WRK302	20/07/2023	0
Alkalinity (Hydroxide)	mg/L	DG A PZ GW06	20/07/2023	0
Alkalinity (Hydroxide)	mg/L	DG A PZ BW45B	24/08/2023	0
Alkalinity (Hydroxide)	mg/L	DG A PZ IWB2	4/09/2023	0
Alkalinity (Hydroxide)	mg/L	DG A PZ IWB6	4/09/2023	0
Alkalinity (Hydroxide)	mg/L	DG A PZ GW07	5/09/2023	0
Alkalinity (Hydroxide)	mg/L	DG A PZ BW45B	14/09/2023	0
Alkalinity (Hydroxide)	mg/L	DG A PZ GW08	11/10/2023	0
Anions (Total)	(meq/L)	DG A PZ GW03	17/01/2023	110
Anions (Total)	(meq/L)	DG A PZ GW02	17/01/2023	56
Anions (Total)	(meq/L)	DG A PZ GW05	18/01/2023	81
Anions (Total)	(meq/L)	DG A PZ GW04	18/01/2023	79
Anions (Total)	(meq/L)	DG A PZ GW04A	18/01/2023	51
Anions (Total)	(meq/L)	DG A PZ BW50	19/01/2023	80
Anions (Total)	(meq/L)	DG A PZ GW07	19/01/2023	180
Anions (Total)	(meq/L)	DG A PZ BW05	19/01/2023	270
Anions (Total)	(meq/L)	DG A PZ IWB6	23/01/2023	13
Anions (Total)	(meq/L)	DG A PZ IWB2	23/01/2023	32
Anions (Total)	(meq/L)	DG A PZ BW28A	23/01/2023	210
Anions (Total)	(meq/L)	DG A PZ BW36A	24/01/2023	90
Anions (Total)	(meq/L)	DG A PZ WRK302	13/02/2023	190
Anions (Total)	(meq/L)	DG A PZ GW06	13/02/2023	220
Anions (Total)	(meq/L)	DG A PZ GW08	13/02/2023	220
Anions (Total)	(meq/L)	DG A PZ WRK301	13/02/2023	63
Anions (Total)	(meq/L)	DG A PZ WRK300	14/02/2023	52
Anions (Total)	(meq/L)	DG A PZ GW01	14/02/2023	110
Anions (Total)	(meq/L)	DG A PZ BW45B	14/02/2023	170
Anions (Total)	(meq/L)	DG A PZ BW45B	18/03/2023	180
Anions (Total)	(meq/L)	DG A PZ BW45B	22/03/2023	190
Anions (Total)	(meq/L)	DG A PZ BW45B	18/04/2023	180
Anions (Total)	(meq/L)	DG A PZ BW45B	18/05/2023	180
Anions (Total)	(meq/L)	DG A PZ BW45B	8/06/2023	170
Anions (Total)	(meq/L)	DG A PZ GW03	12/07/2023	100
Anions (Total)	(meq/L)	DG A PZ GW02	12/07/2023	60
Anions (Total)	(meq/L)	DG A PZ GW01	12/07/2023	100
Anions (Total)	(meq/L)	DG A PZ BW05	12/07/2023	280
Anions (Total)	(meq/L)	DG A PZ BW28A	13/07/2023	220
Anions (Total)	(meq/L)	DG A PZ BW45B	17/07/2023	180
Anions (Total)	(meq/L)	DG A PZ GW05	17/07/2023	84
Anions (Total)	(meq/L)	DG A PZ GW04	17/07/2023	84
Anions (Total)	(meq/L)	DG A PZ GW04A	18/07/2023	57
Anions (Total)	(meq/L)	DG A PZ BW36A	18/07/2023	92
Anions (Total)	(meq/L)	DG A PZ WRK300	19/07/2023	52
Anions (Total)	(meq/L)	DG A PZ BW50	20/07/2023	81
Anions (Total)	(meq/L)	DG A PZ WRK302	20/07/2023	200
Anions (Total)	(meq/L)	DG A PZ GW06	20/07/2023	220
Anions (Total)	(meq/L)	DG A PZ BW45B	24/08/2023	180
Anions (Total)	(meq/L)	DG A PZ IWB2	4/09/2023	33
Anions (Total)	(meq/L)	DG A PZ IWB6	4/09/2023	16
Anions (Total)	(meq/L)	DG A PZ GW07	5/09/2023	190

Variable	Unit	Sample Point	Date	Result
Anions (Total)	(meq/L)	DG_A_I_PZ_BW45B	14/09/2023	180
Anions (Total)	(meq/L)	DG_A_I_PZ_GW08	11/10/2023	220
Ammonia	mg/L	DG_A_I_PZ_GW03	17/01/2023	<0.01
Ammonia	mg/L	DG_A_I_PZ_GW02	17/01/2023	0.036
Ammonia	mg/L	DG_A_I_PZ_GW05	18/01/2023	0.031
Ammonia	mg/L	DG_A_I_PZ_GW04	18/01/2023	<0.004
Ammonia	mg/L	DG_A_I_PZ_GW04A	18/01/2023	<0.004
Ammonia	mg/L	DG_A_I_PZ_BW50	19/01/2023	0.018
Ammonia	mg/L	DG_A_I_PZ_GW07	19/01/2023	<0.01
Ammonia	mg/L	DG_A_I_PZ_BW05	19/01/2023	0.057
Ammonia	mg/L	DG_A_I_PZ_IWB6	23/01/2023	0.005
Ammonia	mg/L	DG_A_I_PZ_IWB2	23/01/2023	<0.004
Ammonia	mg/L	DG_A_I_PZ_BW28A	23/01/2023	0.068
Ammonia	mg/L	DG_A_I_PZ_BW36A	24/01/2023	0.77
Ammonia	mg/L	DG_A_I_PZ_WRK302	13/02/2023	0.032
Ammonia	mg/L	DG_A_I_PZ_GW06	13/02/2023	<0.01
Ammonia	mg/L	DG_A_I_PZ_GW08	13/02/2023	<0.01
Ammonia	mg/L	DG_A_I_PZ_WRK301	13/02/2023	<0.01
Ammonia	mg/L	DG_A_I_PZ_WRK300	14/02/2023	<0.01
Ammonia	mg/L	DG_A_I_PZ_GW01	14/02/2023	<0.01
Ammonia	mg/L	DG_A_I_PZ_BW45B	14/02/2023	<0.01
Ammonia	mg/L	DG_A_I_PZ_BW45B	18/03/2023	<0.01
Ammonia	mg/L	DG_A_I_PZ_BW45B	22/03/2023	0.043
Ammonia	mg/L	DG_A_I_PZ_BW45B	18/04/2023	<0.01
Ammonia	mg/L	DG_A_I_PZ_BW45B	18/05/2023	0.012
Ammonia	mg/L	DG_A_I_PZ_BW45B	8/06/2023	<0.01
Ammonia	mg/L	DG_A_I_PZ_GW03	12/07/2023	0.017
Ammonia	mg/L	DG_A_I_PZ_GW02	12/07/2023	0.045
Ammonia	mg/L	DG_A_I_PZ_GW01	12/07/2023	<0.01
Ammonia	mg/L	DG_A_I_PZ_BW05	12/07/2023	0.052
Ammonia	mg/L	DG_A_I_PZ_BW28A	13/07/2023	0.017
Ammonia	mg/L	DG_A_I_PZ_BW45B	17/07/2023	0.015
Ammonia	mg/L	DG_A_I_PZ_GW05	17/07/2023	<0.01
Ammonia	mg/L	DG_A_I_PZ_GW04	17/07/2023	0.01
Ammonia	mg/L	DG_A_I_PZ_GW04A	18/07/2023	<0.01
Ammonia	mg/L	DG_A_I_PZ_BW36A	18/07/2023	0.019
Ammonia	mg/L	DG_A_I_PZ_WRK300	19/07/2023	<0.01
Ammonia	mg/L	DG_A_I_PZ_BW50	20/07/2023	0.024
Ammonia	mg/L	DG_A_I_PZ_WRK302	20/07/2023	<0.01
Ammonia	mg/L	DG_A_I_PZ_GW06	20/07/2023	0.024
Ammonia	mg/L	DG_A_I_PZ_BW45B	24/08/2023	0.029
Ammonia	mg/L	DG_A_I_PZ_IWB2	4/09/2023	<0.004
Ammonia	mg/L	DG_A_I_PZ_IWB6	4/09/2023	0.013
Ammonia	mg/L	DG_A_I_PZ_GW07	5/09/2023	0.066
Ammonia	mg/L	DG_A_I_PZ_BW45B	14/09/2023	0.06
Ammonia	mg/L	DG_A_I_PZ_GW08	11/10/2023	<0.01
Arsenic (Total)	mg/L	DG_A_I_PZ_GW03	17/01/2023	<0.001
Arsenic (Total)	mg/L	DG_A_I_PZ_GW02	17/01/2023	<0.001
Arsenic (Total)	mg/L	DG_A_I_PZ_GW04	18/01/2023	0.006
Arsenic (Total)	mg/L	DG_A_I_PZ_GW04A	18/01/2023	0.002
Arsenic (Total)	mg/L	DG_A_I_PZ_BW50	19/01/2023	0.016
Arsenic (Total)	mg/L	DG_A_I_PZ_GW07	19/01/2023	0.002
Arsenic (Total)	mg/L	DG_A_I_PZ_BW05	19/01/2023	0.009
Arsenic (Total)	mg/L	DG_A_I_PZ_IWB6	23/01/2023	0.014
Arsenic (Total)	mg/L	DG_A_I_PZ_IWB2	23/01/2023	0.001
Arsenic (Total)	mg/L	DG_A_I_PZ_BW28A	23/01/2023	0.079
Arsenic (Total)	mg/L	DG_A_I_PZ_BW36A	24/01/2023	0.098
Arsenic (Total)	mg/L	DG_A_I_PZ_WRK302	13/02/2023	0.002

Variable	Unit	Sample Point	Date	Result
Arsenic (Total)	mg/L	DG_A_I_PZ_GW06	13/02/2023	0.008
Arsenic (Total)	mg/L	DG_A_I_PZ_GW08	13/02/2023	0.001
Arsenic (Total)	mg/L	DG_A_I_PZ_WRK301	13/02/2023	0.022
Arsenic (Total)	mg/L	DG_A_I_PZ_WRK300	14/02/2023	0.003
Arsenic (Total)	mg/L	DG_A_I_PZ_GW01	14/02/2023	0.010
Arsenic (Total)	mg/L	DG_A_I_PZ_BW45B	14/02/2023	0.007
Arsenic (Total)	mg/L	DG_A_I_PZ_BW45B	18/03/2023	0.007
Arsenic (Total)	mg/L	DG_A_I_PZ_BW45B	18/04/2023	0.007
Arsenic (Total)	mg/L	DG_A_I_PZ_BW45B	18/05/2023	0.006
Arsenic (Total)	mg/L	DG_A_I_PZ_BW45B	8/06/2023	0.007
Arsenic (Total)	mg/L	DG_A_I_PZ_GW03	12/07/2023	0.003
Arsenic (Total)	mg/L	DG_A_I_PZ_GW02	12/07/2023	<0.001
Arsenic (Total)	mg/L	DG_A_I_PZ_GW01	12/07/2023	0.008
Arsenic (Total)	mg/L	DG_A_I_PZ_BW05	12/07/2023	0.006
Arsenic (Total)	mg/L	DG_A_I_PZ_BW28A	13/07/2023	0.15
Arsenic (Total)	mg/L	DG_A_I_PZ_BW45B	17/07/2023	0.008
Arsenic (Total)	mg/L	DG_A_I_PZ_GW04	17/07/2023	0.005
Arsenic (Total)	mg/L	DG_A_I_PZ_GW04A	18/07/2023	<0.001
Arsenic (Total)	mg/L	DG_A_I_PZ_BW36A	18/07/2023	0.063
Arsenic (Total)	mg/L	DG_A_I_PZ_WRK300	19/07/2023	0.002
Arsenic (Total)	mg/L	DG_A_I_PZ_BW50	20/07/2023	0.007
Arsenic (Total)	mg/L	DG_A_I_PZ_WRK302	20/07/2023	0.002
Arsenic (Total)	mg/L	DG_A_I_PZ_GW06	20/07/2023	0.004
Arsenic (Total)	mg/L	DG_A_I_PZ_BW45B	24/08/2023	0.006
Arsenic (Total)	mg/L	DG_A_I_PZ_IWB2	4/09/2023	0.005
Arsenic (Total)	mg/L	DG_A_I_PZ_IWB6	4/09/2023	0.042
Arsenic (Total)	mg/L	DG_A_I_PZ_GW07	5/09/2023	0.002
Arsenic (Total)	mg/L	DG_A_I_PZ_BW45B	14/09/2023	0.006
Arsenic (Total)	mg/L	DG_A_I_PZ_GW08	11/10/2023	0.001
Barium (Total)	mg/L	DG_A_I_PZ_GW03	17/01/2023	<0.001
Barium (Total)	mg/L	DG_A_I_PZ_GW02	17/01/2023	0.003
Barium (Total)	mg/L	DG_A_I_PZ_GW05	18/01/2023	0.01
Barium (Total)	mg/L	DG_A_I_PZ_GW04	18/01/2023	0.016
Barium (Total)	mg/L	DG_A_I_PZ_GW04A	18/01/2023	0.039
Barium (Total)	mg/L	DG_A_I_PZ_BW50	19/01/2023	0.061
Barium (Total)	mg/L	DG_A_I_PZ_GW07	19/01/2023	0.023
Barium (Total)	mg/L	DG_A_I_PZ_BW05	19/01/2023	0.032
Barium (Total)	mg/L	DG_A_I_PZ_IWB6	23/01/2023	0.026
Barium (Total)	mg/L	DG_A_I_PZ_IWB2	23/01/2023	0.002
Barium (Total)	mg/L	DG_A_I_PZ_BW28A	23/01/2023	0.043
Barium (Total)	mg/L	DG_A_I_PZ_BW36A	24/01/2023	0.18
Barium (Total)	mg/L	DG_A_I_PZ_WRK302	13/02/2023	0.02
Barium (Total)	mg/L	DG_A_I_PZ_GW06	13/02/2023	0.023
Barium (Total)	mg/L	DG_A_I_PZ_GW08	13/02/2023	0.005
Barium (Total)	mg/L	DG_A_I_PZ_WRK301	13/02/2023	0.004
Barium (Total)	mg/L	DG_A_I_PZ_WRK300	14/02/2023	0.011
Barium (Total)	mg/L	DG_A_I_PZ_GW01	14/02/2023	0.049
Barium (Total)	mg/L	DG_A_I_PZ_BW45B	14/02/2023	0.023
Barium (Total)	mg/L	DG_A_I_PZ_BW45B	18/03/2023	0.021
Barium (Total)	mg/L	DG_A_I_PZ_BW45B	22/03/2023	0.023
Barium (Total)	mg/L	DG_A_I_PZ_BW45B	18/04/2023	0.021
Barium (Total)	mg/L	DG_A_I_PZ_BW45B	18/05/2023	0.022
Barium (Total)	mg/L	DG_A_I_PZ_BW45B	8/06/2023	0.024
Barium (Total)	mg/L	DG_A_I_PZ_GW03	12/07/2023	0.01
Barium (Total)	mg/L	DG_A_I_PZ_GW02	12/07/2023	0.029
Barium (Total)	mg/L	DG_A_I_PZ_GW01	12/07/2023	0.041
Barium (Total)	mg/L	DG_A_I_PZ_BW05	12/07/2023	0.033
Barium (Total)	mg/L	DG_A_I_PZ_BW28A	13/07/2023	0.041

Variable	Unit	Sample Point	Date	Result
Barium (Total)	mg/L	DG A PZ_BW45B	17/07/2023	0.028
Barium (Total)	mg/L	DG A PZ_GW05	17/07/2023	0.01
Barium (Total)	mg/L	DG A PZ_GW04	17/07/2023	0.018
Barium (Total)	mg/L	DG A PZ_GW04A	18/07/2023	0.034
Barium (Total)	mg/L	DG A PZ_BW36A	18/07/2023	0.15
Barium (Total)	mg/L	DG A PZ_WRK300	19/07/2023	0.01
Barium (Total)	mg/L	DG A PZ_BW50	20/07/2023	0.062
Barium (Total)	mg/L	DG A PZ_WRK302	20/07/2023	0.019
Barium (Total)	mg/L	DG A PZ_GW06	20/07/2023	0.022
Barium (Total)	mg/L	DG A PZ_BW45B	24/08/2023	0.022
Barium (Total)	mg/L	DG A PZ_IWB2	4/09/2023	0.004
Barium (Total)	mg/L	DG A PZ_IWB6	4/09/2023	0.038
Barium (Total)	mg/L	DG A PZ_GW07	5/09/2023	0.022
Barium (Total)	mg/L	DG A PZ_BW45B	14/09/2023	0.022
Barium (Total)	mg/L	DG A PZ_GW08	11/10/2023	0.006
Bicarbonate Alkalinity CaCO3	mg/L	DG A PZ_GW03	17/01/2023	120
Bicarbonate Alkalinity CaCO3	mg/L	DG A PZ_GW02	17/01/2023	28
Bicarbonate Alkalinity CaCO3	mg/L	DG A PZ_GW05	18/01/2023	42
Bicarbonate Alkalinity CaCO3	mg/L	DG A PZ_GW04	18/01/2023	21
Bicarbonate Alkalinity CaCO3	mg/L	DG A PZ_GW04A	18/01/2023	44
Bicarbonate Alkalinity CaCO3	mg/L	DG A PZ_BW50	19/01/2023	290
Bicarbonate Alkalinity CaCO3	mg/L	DG A PZ_GW07	19/01/2023	57
Bicarbonate Alkalinity CaCO3	mg/L	DG A PZ_BW05	19/01/2023	460
Bicarbonate Alkalinity CaCO3	mg/L	DG A PZ_IWB6	23/01/2023	8
Bicarbonate Alkalinity CaCO3	mg/L	DG A PZ_IWB2	23/01/2023	41
Bicarbonate Alkalinity CaCO3	mg/L	DG A PZ_BW28A	23/01/2023	390
Bicarbonate Alkalinity CaCO3	mg/L	DG A PZ_BW36A	24/01/2023	200
Bicarbonate Alkalinity CaCO3	mg/L	DG A PZ_WRK302	13/02/2023	91
Bicarbonate Alkalinity CaCO3	mg/L	DG A PZ_GW06	13/02/2023	200
Bicarbonate Alkalinity CaCO3	mg/L	DG A PZ_GW08	13/02/2023	170
Bicarbonate Alkalinity CaCO3	mg/L	DG A PZ_WRK301	13/02/2023	250
Bicarbonate Alkalinity CaCO3	mg/L	DG A PZ_WRK300	14/02/2023	78
Bicarbonate Alkalinity CaCO3	mg/L	DG A PZ_GW01	14/02/2023	19
Bicarbonate Alkalinity CaCO3	mg/L	DG A PZ_BW45B	14/02/2023	<1
Bicarbonate Alkalinity CaCO3	mg/L	DG A PZ_BW45B	18/03/2023	<1
Bicarbonate Alkalinity CaCO3	mg/L	DG A PZ_BW45B	22/03/2023	<1
Bicarbonate Alkalinity CaCO3	mg/L	DG A PZ_BW45B	18/04/2023	<1
Bicarbonate Alkalinity CaCO3	mg/L	DG A PZ_BW45B	18/05/2023	<1
Bicarbonate Alkalinity CaCO3	mg/L	DG A PZ_BW45B	8/06/2023	<1
Bicarbonate Alkalinity CaCO3	mg/L	DG A PZ_GW03	12/07/2023	120
Bicarbonate Alkalinity CaCO3	mg/L	DG A PZ_GW02	12/07/2023	30
Bicarbonate Alkalinity CaCO3	mg/L	DG A PZ_GW01	12/07/2023	17
Bicarbonate Alkalinity CaCO3	mg/L	DG A PZ_BW05	12/07/2023	420
Bicarbonate Alkalinity CaCO3	mg/L	DG A PZ_BW28A	13/07/2023	400
Bicarbonate Alkalinity CaCO3	mg/L	DG A PZ_BW45B	17/07/2023	<1
Bicarbonate Alkalinity CaCO3	mg/L	DG A PZ_GW05	17/07/2023	42
Bicarbonate Alkalinity CaCO3	mg/L	DG A PZ_GW04	17/07/2023	28
Bicarbonate Alkalinity CaCO3	mg/L	DG A PZ_GW04A	18/07/2023	39
Bicarbonate Alkalinity CaCO3	mg/L	DG A PZ_BW36A	18/07/2023	180
Bicarbonate Alkalinity CaCO3	mg/L	DG A PZ_WRK300	19/07/2023	86
Bicarbonate Alkalinity CaCO3	mg/L	DG A PZ_BW50	20/07/2023	290
Bicarbonate Alkalinity CaCO3	mg/L	DG A PZ_WRK302	20/07/2023	87
Bicarbonate Alkalinity CaCO3	mg/L	DG A PZ_GW06	20/07/2023	210
Bicarbonate Alkalinity CaCO3	mg/L	DG A PZ_BW45B	24/08/2023	<2
Bicarbonate Alkalinity CaCO3	mg/L	DG A PZ_IWB2	4/09/2023	34
Bicarbonate Alkalinity CaCO3	mg/L	DG A PZ_IWB6	4/09/2023	12
Bicarbonate Alkalinity CaCO3	mg/L	DG A PZ_GW07	5/09/2023	51
Bicarbonate Alkalinity CaCO3	mg/L	DG A PZ_BW45B	14/09/2023	<1

Variable	Unit	Sample Point	Date	Result
Bicarbonate Alkalinity CaCO3	mg/L	DG_A_I_PZ_GW08	11/10/2023	170
Boron (Total)	mg/L	DG_A_I_PZ_GW03	17/01/2023	0.03
Boron (Total)	mg/L	DG_A_I_PZ_GW02	17/01/2023	<0.02
Boron (Total)	mg/L	DG_A_I_PZ_GW04	18/01/2023	0.60
Boron (Total)	mg/L	DG_A_I_PZ_GW04A	18/01/2023	0.27
Boron (Total)	mg/L	DG_A_I_PZ_BW50	19/01/2023	0.74
Boron (Total)	mg/L	DG_A_I_PZ_GW07	19/01/2023	1.7
Boron (Total)	mg/L	DG_A_I_PZ_BW05	19/01/2023	1.4
Boron (Total)	mg/L	DG_A_I_PZ_IWB6	23/01/2023	0.04
Boron (Total)	mg/L	DG_A_I_PZ_IWB2	23/01/2023	0.09
Boron (Total)	mg/L	DG_A_I_PZ_BW28A	23/01/2023	0.84
Boron (Total)	mg/L	DG_A_I_PZ_BW36A	24/01/2023	0.09
Boron (Total)	mg/L	DG_A_I_PZ_WRK302	13/02/2023	1.7
Boron (Total)	mg/L	DG_A_I_PZ_GW06	13/02/2023	1.7
Boron (Total)	mg/L	DG_A_I_PZ_GW08	13/02/2023	1.5
Boron (Total)	mg/L	DG_A_I_PZ_WRK301	13/02/2023	0.060
Boron (Total)	mg/L	DG_A_I_PZ_WRK300	14/02/2023	0.18
Boron (Total)	mg/L	DG_A_I_PZ_GW01	14/02/2023	0.10
Boron (Total)	mg/L	DG_A_I_PZ_BW45B	14/02/2023	1.1
Boron (Total)	mg/L	DG_A_I_PZ_BW45B	18/03/2023	1.1
Boron (Total)	mg/L	DG_A_I_PZ_BW45B	18/04/2023	1.1
Boron (Total)	mg/L	DG_A_I_PZ_BW45B	18/05/2023	1.1
Boron (Total)	mg/L	DG_A_I_PZ_BW45B	8/06/2023	1.0
Boron (Total)	mg/L	DG_A_I_PZ_GW03	12/07/2023	0.28
Boron (Total)	mg/L	DG_A_I_PZ_GW02	12/07/2023	0.11
Boron (Total)	mg/L	DG_A_I_PZ_GW01	12/07/2023	0.08
Boron (Total)	mg/L	DG_A_I_PZ_BW05	12/07/2023	1.4
Boron (Total)	mg/L	DG_A_I_PZ_BW28A	13/07/2023	0.79
Boron (Total)	mg/L	DG_A_I_PZ_BW45B	17/07/2023	1.2
Boron (Total)	mg/L	DG_A_I_PZ_GW04	17/07/2023	0.43
Boron (Total)	mg/L	DG_A_I_PZ_GW04A	18/07/2023	0.30
Boron (Total)	mg/L	DG_A_I_PZ_BW36A	18/07/2023	0.09
Boron (Total)	mg/L	DG_A_I_PZ_WRK300	19/07/2023	0.16
Boron (Total)	mg/L	DG_A_I_PZ_BW50	20/07/2023	0.77
Boron (Total)	mg/L	DG_A_I_PZ_WRK302	20/07/2023	1.6
Boron (Total)	mg/L	DG_A_I_PZ_GW06	20/07/2023	1.7
Boron (Total)	mg/L	DG_A_I_PZ_BW45B	24/08/2023	1.2
Boron (Total)	mg/L	DG_A_I_PZ_IWB2	4/09/2023	0.13
Boron (Total)	mg/L	DG_A_I_PZ_IWB6	4/09/2023	0.06
Boron (Total)	mg/L	DG_A_I_PZ_GW07	5/09/2023	1.6
Boron (Total)	mg/L	DG_A_I_PZ_BW45B	14/09/2023	1.2
Boron (Total)	mg/L	DG_A_I_PZ_GW08	11/10/2023	1.5
Cadmium (Total)	mg/L	DG_A_I_PZ_GW03	17/01/2023	<0.0002
Cadmium (Total)	mg/L	DG_A_I_PZ_GW02	17/01/2023	<0.0002
Cadmium (Total)	mg/L	DG_A_I_PZ_GW04	18/01/2023	<0.0002
Cadmium (Total)	mg/L	DG_A_I_PZ_GW04A	18/01/2023	<0.0002
Cadmium (Total)	mg/L	DG_A_I_PZ_BW50	19/01/2023	<0.0002
Cadmium (Total)	mg/L	DG_A_I_PZ_GW07	19/01/2023	<0.0002
Cadmium (Total)	mg/L	DG_A_I_PZ_BW05	19/01/2023	<0.0002
Cadmium (Total)	mg/L	DG_A_I_PZ_IWB6	23/01/2023	<0.0002
Cadmium (Total)	mg/L	DG_A_I_PZ_IWB2	23/01/2023	<0.0002
Cadmium (Total)	mg/L	DG_A_I_PZ_BW28A	23/01/2023	<0.0002
Cadmium (Total)	mg/L	DG_A_I_PZ_BW36A	24/01/2023	<0.0002
Cadmium (Total)	mg/L	DG_A_I_PZ_WRK302	13/02/2023	<0.0002
Cadmium (Total)	mg/L	DG_A_I_PZ_GW06	13/02/2023	<0.0002
Cadmium (Total)	mg/L	DG_A_I_PZ_GW08	13/02/2023	0.0002
Cadmium (Total)	mg/L	DG_A_I_PZ_WRK301	13/02/2023	<0.0002
Cadmium (Total)	mg/L	DG_A_I_PZ_WRK300	14/02/2023	<0.0002

Variable	Unit	Sample Point	Date	Result
Cadmium (Total)	mg/L	DG_A_I_PZ_GW01	14/02/2023	<0.0002
Cadmium (Total)	mg/L	DG_A_I_PZ_BW45B	14/02/2023	<0.0002
Cadmium (Total)	mg/L	DG_A_I_PZ_BW45B	18/03/2023	<0.0002
Cadmium (Total)	mg/L	DG_A_I_PZ_BW45B	18/04/2023	<0.0002
Cadmium (Total)	mg/L	DG_A_I_PZ_BW45B	18/05/2023	<0.0002
Cadmium (Total)	mg/L	DG_A_I_PZ_BW45B	8/06/2023	<0.0002
Cadmium (Total)	mg/L	DG_A_I_PZ_GW03	12/07/2023	<0.0002
Cadmium (Total)	mg/L	DG_A_I_PZ_GW02	12/07/2023	<0.0002
Cadmium (Total)	mg/L	DG_A_I_PZ_GW01	12/07/2023	<0.0002
Cadmium (Total)	mg/L	DG_A_I_PZ_BW05	12/07/2023	<0.0002
Cadmium (Total)	mg/L	DG_A_I_PZ_BW28A	13/07/2023	<0.0002
Cadmium (Total)	mg/L	DG_A_I_PZ_BW45B	17/07/2023	<0.0002
Cadmium (Total)	mg/L	DG_A_I_PZ_GW04	17/07/2023	<0.0002
Cadmium (Total)	mg/L	DG_A_I_PZ_GW04A	18/07/2023	<0.0002
Cadmium (Total)	mg/L	DG_A_I_PZ_BW36A	18/07/2023	<0.0002
Cadmium (Total)	mg/L	DG_A_I_PZ_WRK300	19/07/2023	<0.0002
Cadmium (Total)	mg/L	DG_A_I_PZ_BW50	20/07/2023	<0.0002
Cadmium (Total)	mg/L	DG_A_I_PZ_WRK302	20/07/2023	<0.0002
Cadmium (Total)	mg/L	DG_A_I_PZ_GW06	20/07/2023	<0.0002
Cadmium (Total)	mg/L	DG_A_I_PZ_BW45B	24/08/2023	<0.0002
Cadmium (Total)	mg/L	DG_A_I_PZ_IWB2	4/09/2023	<0.0002
Cadmium (Total)	mg/L	DG_A_I_PZ_IWB6	4/09/2023	<0.0002
Cadmium (Total)	mg/L	DG_A_I_PZ_GW07	5/09/2023	<0.0002
Cadmium (Total)	mg/L	DG_A_I_PZ_BW45B	14/09/2023	<0.0002
Cadmium (Total)	mg/L	DG_A_I_PZ_GW08	11/10/2023	0.0002
Calcium	mg/L	DG_A_I_PZ_GW03	17/01/2023	160
Calcium	mg/L	DG_A_I_PZ_GW02	17/01/2023	14
Calcium	mg/L	DG_A_I_PZ_GW04	18/01/2023	92
Calcium	mg/L	DG_A_I_PZ_GW04A	18/01/2023	77
Calcium	mg/L	DG_A_I_PZ_BW50	19/01/2023	210
Calcium	mg/L	DG_A_I_PZ_GW07	19/01/2023	420
Calcium	mg/L	DG_A_I_PZ_BW05	19/01/2023	220
Calcium	mg/L	DG_A_I_PZ_IWB6	23/01/2023	5.2
Calcium	mg/L	DG_A_I_PZ_IWB2	23/01/2023	7.6
Calcium	mg/L	DG_A_I_PZ_BW28A	23/01/2023	510
Calcium	mg/L	DG_A_I_PZ_BW36A	24/01/2023	100
Calcium	mg/L	DG_A_I_PZ_WRK302	13/02/2023	390
Calcium	mg/L	DG_A_I_PZ_GW06	13/02/2023	460
Calcium	mg/L	DG_A_I_PZ_GW08	13/02/2023	480
Calcium	mg/L	DG_A_I_PZ_WRK301	13/02/2023	160
Calcium	mg/L	DG_A_I_PZ_WRK300	14/02/2023	100
Calcium	mg/L	DG_A_I_PZ_GW01	14/02/2023	78
Calcium	mg/L	DG_A_I_PZ_BW45B	14/02/2023	280
Calcium	mg/L	DG_A_I_PZ_GW04A	22/02/2023	100
Calcium	mg/L	DG_A_I_PZ_GW01	22/02/2023	74
Calcium	mg/L	DG_A_I_PZ_GW03	22/02/2023	170
Calcium	mg/L	DG_A_I_PZ_GW02	22/02/2023	12
Calcium	mg/L	DG_A_I_PZ_BW45B	18/03/2023	340
Calcium	mg/L	DG_A_I_PZ_GW04A	21/03/2023	99
Calcium	mg/L	DG_A_I_PZ_GW03	21/03/2023	170
Calcium	mg/L	DG_A_I_PZ_GW02	21/03/2023	9.0
Calcium	mg/L	DG_A_I_PZ_GW01	22/03/2023	85
Calcium	mg/L	DG_A_I_PZ_BW45B	18/04/2023	340
Calcium	mg/L	DG_A_I_PZ_GW04A	18/04/2023	68
Calcium	mg/L	DG_A_I_PZ_GW01	18/04/2023	85
Calcium	mg/L	DG_A_I_PZ_GW02	18/04/2023	8.1
Calcium	mg/L	DG_A_I_PZ_GW03	19/04/2023	150
Calcium	mg/L	DG_A_I_PZ_GW03	9/05/2023	160

Variable	Unit	Sample Point	Date	Result
Calcium	mg/L	DG_A_I_PZ_GW01	18/05/2023	82
Calcium	mg/L	DG_A_I_PZ_BW45B	18/05/2023	330
Calcium	mg/L	DG_A_I_PZ_GW04A	25/05/2023	95
Calcium	mg/L	DG_A_I_PZ_GW02	25/05/2023	9.1
Calcium	mg/L	DG_A_I_PZ_BW45B	8/06/2023	450
Calcium	mg/L	DG_A_I_PZ_GW01	8/06/2023	84
Calcium	mg/L	DG_A_I_PZ_GW03	15/06/2023	170
Calcium	mg/L	DG_A_I_PZ_GW02	15/06/2023	16
Calcium	mg/L	DG_A_I_PZ_GW04A	27/06/2023	93
Calcium	mg/L	DG_A_I_PZ_GW03	12/07/2023	150
Calcium	mg/L	DG_A_I_PZ_GW02	12/07/2023	19
Calcium	mg/L	DG_A_I_PZ_GW01	12/07/2023	76
Calcium	mg/L	DG_A_I_PZ_BW05	12/07/2023	310
Chloride	mg/L	DG_A_I_PZ_BW28A	13/07/2023	530
Calcium	mg/L	DG_A_I_PZ_BW45B	17/07/2023	300
Calcium	mg/L	DG_A_I_PZ_GW04	17/07/2023	120
Calcium	mg/L	DG_A_I_PZ_GW04A	18/07/2023	88
Calcium	mg/L	DG_A_I_PZ_BW36A	18/07/2023	96
Calcium	mg/L	DG_A_I_PZ_WRK300	19/07/2023	100
Calcium	mg/L	DG_A_I_PZ_BW50	20/07/2023	250
Calcium	mg/L	DG_A_I_PZ_WRK302	20/07/2023	430
Calcium	mg/L	DG_A_I_PZ_GW06	20/07/2023	560
Calcium	mg/L	DG_A_I_PZ_GW03	22/08/2023	170
Calcium	mg/L	DG_A_I_PZ_GW02	22/08/2023	17
Calcium	mg/L	DG_A_I_PZ_GW01	23/08/2023	82
Calcium	mg/L	DG_A_I_PZ_GW04A	24/08/2023	56
Calcium	mg/L	DG_A_I_PZ_BW45B	24/08/2023	280
Calcium	mg/L	DG_A_I_PZ_IWB2	4/09/2023	6.6
Chloride	mg/L	DG_A_I_PZ_IWB6	4/09/2023	5.2
Calcium	mg/L	DG_A_I_PZ_GW07	5/09/2023	380
Calcium	mg/L	DG_A_I_PZ_GW03	12/09/2023	160
Calcium	mg/L	DG_A_I_PZ_GW02	12/09/2023	18
Calcium	mg/L	DG_A_I_PZ_GW01	12/09/2023	71
Calcium	mg/L	DG_A_I_PZ_GW04A	14/09/2023	94
Calcium	mg/L	DG_A_I_PZ_BW45B	14/09/2023	320
Calcium	mg/L	DG_A_I_PZ_GW03	10/10/2023	160
Calcium	mg/L	DG_A_I_PZ_GW02	10/10/2023	15
Calcium	mg/L	DG_A_I_PZ_GW01	10/10/2023	78
Calcium	mg/L	DG_A_I_PZ_GW04A	11/10/2023	94
Calcium	mg/L	DG_A_I_PZ_GW08	11/10/2023	500
Calcium	mg/L	DG_A_I_PZ_GW03	23/11/2023	200
Calcium	mg/L	DG_A_I_PZ_GW02	28/11/2023	11
Calcium	mg/L	DG_A_I_PZ_GW01	28/11/2023	91
Calcium	mg/L	DG_A_I_PZ_GW04A	28/11/2023	100
Calcium	mg/L	DG_A_I_PZ_GW04A	19/12/2023	97
Calcium	mg/L	DG_A_I_PZ_GW01	19/12/2023	91
Calcium	mg/L	DG_A_I_PZ_GW02	19/12/2023	9.0
Calcium	mg/L	DG_A_I_PZ_GW03	19/12/2023	150
Carbonate Alkalinity	mg/L	DG_A_I_PZ_GW03	17/01/2023	0
Carbonate Alkalinity	mg/L	DG_A_I_PZ_GW02	17/01/2023	0
Carbonate Alkalinity	mg/L	DG_A_I_PZ_GW05	18/01/2023	0
Carbonate Alkalinity	mg/L	DG_A_I_PZ_GW04	18/01/2023	0
Carbonate Alkalinity	mg/L	DG_A_I_PZ_GW04A	18/01/2023	0
Carbonate Alkalinity	mg/L	DG_A_I_PZ_BW50	19/01/2023	0
Carbonate Alkalinity	mg/L	DG_A_I_PZ_GW07	19/01/2023	0
Carbonate Alkalinity	mg/L	DG_A_I_PZ_BW05	19/01/2023	0
Carbonate Alkalinity	mg/L	DG_A_I_PZ_IWB6	23/01/2023	0
Carbonate Alkalinity	mg/L	DG_A_I_PZ_IWB2	23/01/2023	0

Variable	Unit	Sample Point	Date	Result
Carbonate Alkalinity	mg/L	DG A PZ BW28A	23/01/2023	0
Carbonate Alkalinity	mg/L	DG A PZ BW36A	24/01/2023	0
Carbonate Alkalinity	mg/L	DG A PZ WRK302	13/02/2023	0
Carbonate Alkalinity	mg/L	DG A PZ GW06	13/02/2023	0
Carbonate Alkalinity	mg/L	DG A PZ GW08	13/02/2023	0
Carbonate Alkalinity	mg/L	DG A PZ WRK301	13/02/2023	0
Carbonate Alkalinity	mg/L	DG A PZ WRK300	14/02/2023	0
Carbonate Alkalinity	mg/L	DG A PZ GW01	14/02/2023	0
Carbonate Alkalinity	mg/L	DG A PZ BW45B	14/02/2023	0
Carbonate Alkalinity	mg/L	DG A PZ BW45B	18/03/2023	0
Carbonate Alkalinity	mg/L	DG A PZ BW45B	22/03/2023	0
Carbonate Alkalinity	mg/L	DG A PZ BW45B	18/04/2023	0
Carbonate Alkalinity	mg/L	DG A PZ BW45B	18/05/2023	0
Carbonate Alkalinity	mg/L	DG A PZ BW45B	8/06/2023	0
Carbonate Alkalinity	mg/L	DG A PZ GW03	12/07/2023	0
Carbonate Alkalinity	mg/L	DG A PZ GW02	12/07/2023	0
Carbonate Alkalinity	mg/L	DG A PZ GW01	12/07/2023	0
Carbonate Alkalinity	mg/L	DG A PZ BW05	12/07/2023	18
Carbonate Alkalinity	mg/L	DG A PZ BW28A	13/07/2023	0
Carbonate Alkalinity	mg/L	DG A PZ BW45B	17/07/2023	0
Carbonate Alkalinity	mg/L	DG A PZ GW05	17/07/2023	0
Carbonate Alkalinity	mg/L	DG A PZ GW04	17/07/2023	0
Carbonate Alkalinity	mg/L	DG A PZ GW04A	18/07/2023	0
Carbonate Alkalinity	mg/L	DG A PZ BW36A	18/07/2023	0
Carbonate Alkalinity	mg/L	DG A PZ WRK300	19/07/2023	0
Carbonate Alkalinity	mg/L	DG A PZ BW50	20/07/2023	0
Carbonate Alkalinity	mg/L	DG A PZ WRK302	20/07/2023	0
Carbonate Alkalinity	mg/L	DG A PZ GW06	20/07/2023	0
Carbonate Alkalinity	mg/L	DG A PZ BW45B	24/08/2023	0
Carbonate Alkalinity	mg/L	DG A PZ IWB2	4/09/2023	0
Carbonate Alkalinity	mg/L	DG A PZ IWB6	4/09/2023	0
Carbonate Alkalinity	mg/L	DG A PZ GW07	5/09/2023	0
Carbonate Alkalinity	mg/L	DG A PZ BW45B	14/09/2023	0
Carbonate Alkalinity	mg/L	DG A PZ GW08	11/10/2023	0
Cations (Total)	meq/L	DG A PZ GW03	17/01/2023	110
Cations (Total)	meq/L	DG A PZ GW02	17/01/2023	57
Cations (Total)	meq/L	DG A PZ GW05	18/01/2023	77
Cations (Total)	meq/L	DG A PZ GW04	18/01/2023	75
Cations (Total)	meq/L	DG A PZ GW04A	18/01/2023	49
Cations (Total)	meq/L	DG A PZ BW50	19/01/2023	77
Cations (Total)	meq/L	DG A PZ GW07	19/01/2023	190
Cations (Total)	meq/L	DG A PZ BW05	19/01/2023	260
Cations (Total)	meq/L	DG A PZ IWB6	23/01/2023	14
Cations (Total)	meq/L	DG A PZ IWB2	23/01/2023	33
Cations (Total)	meq/L	DG A PZ BW28A	23/01/2023	230
Cations (Total)	meq/L	DG A PZ BW36A	24/01/2023	90
Cations (Total)	meq/L	DG A PZ WRK302	13/02/2023	200
Cations (Total)	meq/L	DG A PZ GW06	13/02/2023	210
Cations (Total)	meq/L	DG A PZ GW08	13/02/2023	220
Cations (Total)	meq/L	DG A PZ WRK301	13/02/2023	68
Cations (Total)	meq/L	DG A PZ WRK300	14/02/2023	56
Cations (Total)	meq/L	DG A PZ GW01	14/02/2023	110
Cations (Total)	meq/L	DG A PZ BW45B	14/02/2023	180
Cations (Total)	meq/L	DG A PZ BW45B	18/03/2023	180
Cations (Total)	meq/L	DG A PZ BW45B	22/03/2023	170
Cations (Total)	meq/L	DG A PZ BW45B	18/04/2023	180
Cations (Total)	meq/L	DG A PZ BW45B	18/05/2023	170
Cations (Total)	meq/L	DG A PZ BW45B	8/06/2023	180

Variable	Unit	Sample Point	Date	Result
Cations (Total)	meq/L	DG_A_I_PZ_GW03	12/07/2023	97
Cations (Total)	meq/L	DG_A_I_PZ_GW02	12/07/2023	54
Cations (Total)	meq/L	DG_A_I_PZ_GW01	12/07/2023	100
Cations (Total)	meq/L	DG_A_I_PZ_BW05	12/07/2023	320
Cations (Total)	meq/L	DG_A_I_PZ_BW28A	13/07/2023	220
Cations (Total)	meq/L	DG_A_I_PZ_BW45B	17/07/2023	170
Cations (Total)	meq/L	DG_A_I_PZ_GW05	17/07/2023	84
Cations (Total)	meq/L	DG_A_I_PZ_GW04	17/07/2023	85
Cations (Total)	meq/L	DG_A_I_PZ_GW04A	18/07/2023	58
Cations (Total)	meq/L	DG_A_I_PZ_BW36A	18/07/2023	90
Cations (Total)	meq/L	DG_A_I_PZ_WRK300	19/07/2023	54
Cations (Total)	meq/L	DG_A_I_PZ_BW50	20/07/2023	81
Cations (Total)	meq/L	DG_A_I_PZ_WRK302	20/07/2023	210
Cations (Total)	meq/L	DG_A_I_PZ_GW06	20/07/2023	220
Cations (Total)	meq/L	DG_A_I_PZ_BW45B	24/08/2023	170
Cations (Total)	meq/L	DG_A_I_PZ_IWB2	4/09/2023	33
Cations (Total)	meq/L	DG_A_I_PZ_IWB6	4/09/2023	16
Cations (Total)	meq/L	DG_A_I_PZ_GW07	5/09/2023	190
Cations (Total)	meq/L	DG_A_I_PZ_BW45B	14/09/2023	170
Cations (Total)	meq/L	DG_A_I_PZ_GW08	11/10/2023	210
Chloride	mg/L	DG_A_I_PZ_GW03	17/01/2023	3300
Chloride	mg/L	DG_A_I_PZ_GW02	17/01/2023	1700
Chloride	mg/L	DG_A_I_PZ_GW04	18/01/2023	2300
Chloride	mg/L	DG_A_I_PZ_GW04A	18/01/2023	1600
Chloride	mg/L	DG_A_I_PZ_BW50	19/01/2023	2400
Chloride	mg/L	DG_A_I_PZ_GW07	19/01/2023	5800
Chloride	mg/L	DG_A_I_PZ_BW05	19/01/2023	8800
Chloride	mg/L	DG_A_I_PZ_IWB6	23/01/2023	290
Chloride	mg/L	DG_A_I_PZ_IWB2	23/01/2023	1000
Chloride	mg/L	DG_A_I_PZ_BW28A	23/01/2023	6600
Chloride	mg/L	DG_A_I_PZ_BW36A	24/01/2023	2800
Chloride	mg/L	DG_A_I_PZ_WRK302	13/02/2023	5800
Chloride	mg/L	DG_A_I_PZ_GW06	13/02/2023	6400
Chloride	mg/L	DG_A_I_PZ_GW08	13/02/2023	6500
Chloride	mg/L	DG_A_I_PZ_WRK301	13/02/2023	1800
Chloride	mg/L	DG_A_I_PZ_WRK300	14/02/2023	1500
Chloride	mg/L	DG_A_I_PZ_GW01	14/02/2023	3500
Chloride	mg/L	DG_A_I_PZ_BW45B	14/02/2023	5400
Chloride	mg/L	DG_A_I_PZ_GW04A	22/02/2023	2100
Chloride	mg/L	DG_A_I_PZ_GW01	22/02/2023	3500
Chloride	mg/L	DG_A_I_PZ_GW03	22/02/2023	3300
Chloride	mg/L	DG_A_I_PZ_GW02	22/02/2023	1500
Chloride	mg/L	DG_A_I_PZ_BW45B	18/03/2023	5500
Chloride	mg/L	DG_A_I_PZ_GW04A	21/03/2023	2300
Chloride	mg/L	DG_A_I_PZ_GW03	21/03/2023	3200
Chloride	mg/L	DG_A_I_PZ_GW02	21/03/2023	1500
Chloride	mg/L	DG_A_I_PZ_GW01	22/03/2023	3500
Chloride	mg/L	DG_A_I_PZ_BW45B	18/04/2023	5500
Chloride	mg/L	DG_A_I_PZ_GW04A	18/04/2023	1500
Chloride	mg/L	DG_A_I_PZ_GW01	18/04/2023	3400
Chloride	mg/L	DG_A_I_PZ_GW02	18/04/2023	1400
Chloride	mg/L	DG_A_I_PZ_GW03	19/04/2023	3200
Chloride	mg/L	DG_A_I_PZ_GW03	9/05/2023	3300
Chloride	mg/L	DG_A_I_PZ_GW01	18/05/2023	3500
Chloride	mg/L	DG_A_I_PZ_BW45B	18/05/2023	5600
Chloride	mg/L	DG_A_I_PZ_GW04A	25/05/2023	2000
Chloride	mg/L	DG_A_I_PZ_GW02	25/05/2023	1500
Chloride	mg/L	DG_A_I_PZ_BW45B	8/06/2023	5300

Variable	Unit	Sample Point	Date	Result
Chloride	mg/L	DG_A_I_PZ_GW01	8/06/2023	3300
Chloride	mg/L	DG_A_I_PZ_GW03	15/06/2023	3200
Chloride	mg/L	DG_A_I_PZ_GW02	15/06/2023	1700
Chloride	mg/L	DG_A_I_PZ_GW04A	27/06/2023	2100
Chloride	mg/L	DG_A_I_PZ_GW03	12/07/2023	3200
Chloride	mg/L	DG_A_I_PZ_GW02	12/07/2023	1900
Chloride	mg/L	DG_A_I_PZ_GW01	12/07/2023	3200
Chloride	mg/L	DG_A_I_PZ_BW05	12/07/2023	9100
Chloride	mg/L	DG_A_I_PZ_BW28A	13/07/2023	7000
Chloride	mg/L	DG_A_I_PZ_BW45B	17/07/2023	5500
Chloride	mg/L	DG_A_I_PZ_GW04	17/07/2023	2600
Chloride	mg/L	DG_A_I_PZ_GW04A	18/07/2023	1800
Chloride	mg/L	DG_A_I_PZ_BW36A	18/07/2023	2900
Chloride	mg/L	DG_A_I_PZ_WRK300	19/07/2023	1500
Chloride	mg/L	DG_A_I_PZ_BW50	20/07/2023	2500
Chloride	mg/L	DG_A_I_PZ_WRK302	20/07/2023	6100
Chloride	mg/L	DG_A_I_PZ_GW06	20/07/2023	6800
Chloride	mg/L	DG_A_I_PZ_GW03	22/08/2023	3300
Chloride	mg/L	DG_A_I_PZ_GW02	22/08/2023	1700
Chloride	mg/L	DG_A_I_PZ_GW01	23/08/2023	3300
Chloride	mg/L	DG_A_I_PZ_GW04A	24/08/2023	1500
Chloride	mg/L	DG_A_I_PZ_BW45B	24/08/2023	5600
Chloride	mg/L	DG_A_I_PZ_IWB2	4/09/2023	1000
Chloride	mg/L	DG_A_I_PZ_IWB6	4/09/2023	380
Chloride	mg/L	DG_A_I_PZ_GW07	5/09/2023	6000
Chloride	mg/L	DG_A_I_PZ_GW03	12/09/2023	3300
Chloride	mg/L	DG_A_I_PZ_GW02	12/09/2023	1600
Chloride	mg/L	DG_A_I_PZ_GW01	12/09/2023	3200
Chloride	mg/L	DG_A_I_PZ_GW04A	14/09/2023	2200
Chloride	mg/L	DG_A_I_PZ_BW45B	14/09/2023	5600
Chloride	mg/L	DG_A_I_PZ_GW03	10/10/2023	3400
Chloride	mg/L	DG_A_I_PZ_GW02	10/10/2023	1600
Chloride	mg/L	DG_A_I_PZ_GW01	10/10/2023	3400
Chloride	mg/L	DG_A_I_PZ_GW04A	11/10/2023	2200
Chloride	mg/L	DG_A_I_PZ_GW08	11/10/2023	6700
Chloride	mg/L	DG_A_I_PZ_GW03	23/11/2023	3300
Chloride	mg/L	DG_A_I_PZ_GW02	28/11/2023	1600
Chloride	mg/L	DG_A_I_PZ_GW01	28/11/2023	3400
Chloride	mg/L	DG_A_I_PZ_GW04A	28/11/2023	2300
Chloride	mg/L	DG_A_I_PZ_GW04A	19/12/2023	2100
Chloride	mg/L	DG_A_I_PZ_GW01	19/12/2023	3400
Chloride	mg/L	DG_A_I_PZ_GW02	19/12/2023	1400
Chloride	mg/L	DG_A_I_PZ_GW03	19/12/2023	3300
Chloride:Sulfate Ratio		DG_A_I_PZ_GW03	17/01/2023	6.35
Chloride:Sulfate Ratio		DG_A_I_PZ_GW02	17/01/2023	5.31
Chloride:Sulfate Ratio		DG_A_I_PZ_GW04	18/01/2023	3.65
Chloride:Sulfate Ratio		DG_A_I_PZ_GW04A	18/01/2023	10.67
Chloride:Sulfate Ratio		DG_A_I_PZ_BW50	19/01/2023	7.06
Chloride:Sulfate Ratio		DG_A_I_PZ_GW07	19/01/2023	6.59
Chloride:Sulfate Ratio		DG_A_I_PZ_BW05	19/01/2023	11.58
Chloride:Sulfate Ratio		DG_A_I_PZ_IWB6	23/01/2023	1.45
Chloride:Sulfate Ratio		DG_A_I_PZ_IWB2	23/01/2023	7.69
Chloride:Sulfate Ratio		DG_A_I_PZ_BW28A	23/01/2023	7.25
Chloride:Sulfate Ratio		DG_A_I_PZ_BW36A	24/01/2023	8.24
Chloride:Sulfate Ratio		DG_A_I_PZ_WRK302	13/02/2023	4.14
Chloride:Sulfate Ratio		DG_A_I_PZ_GW06	13/02/2023	4.57
Chloride:Sulfate Ratio		DG_A_I_PZ_GW08	13/02/2023	5.00
Chloride:Sulfate Ratio		DG_A_I_PZ_WRK301	13/02/2023	4.62

Variable	Unit	Sample Point	Date	Result
Chloride:Sulfate Ratio		DG_A_I_PZ_WRK300	14/02/2023	4.05
Chloride:Sulfate Ratio		DG_A_I_PZ_GW01	14/02/2023	7.45
Chloride:Sulfate Ratio		DG_A_I_PZ_BW45B	14/02/2023	5.40
Chloride:Sulfate Ratio		DG_A_I_PZ_GW04A	22/02/2023	7.00
Chloride:Sulfate Ratio		DG_A_I_PZ_GW01	22/02/2023	7.61
Chloride:Sulfate Ratio		DG_A_I_PZ_GW03	22/02/2023	6.88
Chloride:Sulfate Ratio		DG_A_I_PZ_GW02	22/02/2023	5.77
Chloride:Sulfate Ratio		DG_A_I_PZ_BW45B	18/03/2023	5.79
Chloride:Sulfate Ratio		DG_A_I_PZ_GW04A	21/03/2023	6.97
Chloride:Sulfate Ratio		DG_A_I_PZ_GW03	21/03/2023	7.44
Chloride:Sulfate Ratio		DG_A_I_PZ_GW02	21/03/2023	6.52
Chloride:Sulfate Ratio		DG_A_I_PZ_GW01	22/03/2023	8.54
Chloride:Sulfate Ratio		DG_A_I_PZ_BW45B	18/04/2023	5.79
Chloride:Sulfate Ratio		DG_A_I_PZ_GW04A	18/04/2023	11.54
Chloride:Sulfate Ratio		DG_A_I_PZ_GW01	18/04/2023	7.91
Chloride:Sulfate Ratio		DG_A_I_PZ_GW02	18/04/2023	7.78
Chloride:Sulfate Ratio		DG_A_I_PZ_GW03	19/04/2023	5.93
Chloride:Sulfate Ratio		DG_A_I_PZ_GW03	9/05/2023	7.17
Chloride:Sulfate Ratio		DG_A_I_PZ_GW01	18/05/2023	7.95
Chloride:Sulfate Ratio		DG_A_I_PZ_BW45B	18/05/2023	5.71
Chloride:Sulfate Ratio		DG_A_I_PZ_GW04A	25/05/2023	7.14
Chloride:Sulfate Ratio		DG_A_I_PZ_GW02	25/05/2023	7.50
Chloride:Sulfate Ratio		DG_A_I_PZ_BW45B	8/06/2023	5.64
Chloride:Sulfate Ratio		DG_A_I_PZ_GW01	8/06/2023	8.46
Chloride:Sulfate Ratio		DG_A_I_PZ_GW03	15/06/2023	7.27
Chloride:Sulfate Ratio		DG_A_I_PZ_GW02	15/06/2023	5.86
Chloride:Sulfate Ratio		DG_A_I_PZ_GW04A	27/06/2023	7.24
Chloride:Sulfate Ratio		DG_A_I_PZ_GW03	12/07/2023	6.81
Chloride:Sulfate Ratio		DG_A_I_PZ_GW02	12/07/2023	6.55
Chloride:Sulfate Ratio		DG_A_I_PZ_GW01	12/07/2023	7.62
Chloride:Sulfate Ratio		DG_A_I_PZ_BW05	12/07/2023	11.67
Chloride:Sulfate Ratio		DG_A_I_PZ_BW28A	13/07/2023	8.64
Chloride:Sulfate Ratio		DG_A_I_PZ_BW45B	17/07/2023	5.50
Chloride:Sulfate Ratio		DG_A_I_PZ_GW04	17/07/2023	5.10
Chloride:Sulfate Ratio		DG_A_I_PZ_GW04A	18/07/2023	7.83
Chloride:Sulfate Ratio		DG_A_I_PZ_BW36A	18/07/2023	9.35
Chloride:Sulfate Ratio		DG_A_I_PZ_WRK300	19/07/2023	4.41
Chloride:Sulfate Ratio		DG_A_I_PZ_BW50	20/07/2023	8.93
Chloride:Sulfate Ratio		DG_A_I_PZ_WRK302	20/07/2023	4.69
Chloride:Sulfate Ratio		DG_A_I_PZ_GW06	20/07/2023	4.86
Chloride:Sulfate Ratio		DG_A_I_PZ_GW03	22/08/2023	7.67
Chloride:Sulfate Ratio		DG_A_I_PZ_GW02	22/08/2023	6.07
Chloride:Sulfate Ratio		DG_A_I_PZ_GW01	23/08/2023	8.46
Chloride:Sulfate Ratio		DG_A_I_PZ_GW04A	24/08/2023	13.64
Chloride:Sulfate Ratio		DG_A_I_PZ_BW45B	24/08/2023	6.09
Chloride:Sulfate Ratio		DG_A_I_PZ_IWB2	4/09/2023	7.69
Chloride:Sulfate Ratio		DG_A_I_PZ_IWB6	4/09/2023	1.90
Chloride:Sulfate Ratio		DG_A_I_PZ_GW07	5/09/2023	6.74
Chloride:Sulfate Ratio		DG_A_I_PZ_GW03	12/09/2023	6.23
Chloride:Sulfate Ratio		DG_A_I_PZ_GW02	12/09/2023	5.52
Chloride:Sulfate Ratio		DG_A_I_PZ_GW01	12/09/2023	7.27
Chloride:Sulfate Ratio		DG_A_I_PZ_GW04A	14/09/2023	7.59
Chloride:Sulfate Ratio		DG_A_I_PZ_BW45B	14/09/2023	5.89
Chloride:Sulfate Ratio		DG_A_I_PZ_GW03	10/10/2023	7.73
Chloride:Sulfate Ratio		DG_A_I_PZ_GW02	10/10/2023	6.15
Chloride:Sulfate Ratio		DG_A_I_PZ_GW01	10/10/2023	8.10
Chloride:Sulfate Ratio		DG_A_I_PZ_GW04A	11/10/2023	7.10
Chloride:Sulfate Ratio		DG_A_I_PZ_GW08	11/10/2023	5.58

Variable	Unit	Sample Point	Date	Result
Chloride:Sulfate Ratio		DG_A_I_PZ_GW03	23/11/2023	8.25
Chloride:Sulfate Ratio		DG_A_I_PZ_GW02	28/11/2023	9.41
Chloride:Sulfate Ratio		DG_A_I_PZ_GW01	28/11/2023	9.71
Chloride:Sulfate Ratio		DG_A_I_PZ_GW04A	28/11/2023	6.57
Chloride:Sulfate Ratio		DG_A_I_PZ_GW04A	19/12/2023	6.36
Chloride:Sulfate Ratio		DG_A_I_PZ_GW01	19/12/2023	6.67
Chloride:Sulfate Ratio		DG_A_I_PZ_GW02	19/12/2023	10.77
Chloride:Sulfate Ratio		DG_A_I_PZ_GW03	19/12/2023	8.46
Chloride:Sulfate Ratio		DG_A_I_PZ_GW04A	11/10/2023	7.10
Chloride:Sulfate Ratio		DG_A_I_PZ_GW08	11/10/2023	5.58
Chloride:Sulfate Ratio		DG_A_I_PZ_GW03	23/11/2023	8.25
Chloride:Sulfate Ratio		DG_A_I_PZ_GW02	28/11/2023	9.41
Chloride:Sulfate Ratio		DG_A_I_PZ_GW01	28/11/2023	9.71
Chloride:Sulfate Ratio		DG_A_I_PZ_GW04A	28/11/2023	6.57
Chloride:Sulfate Ratio		DG_A_I_PZ_GW04A	19/12/2023	6.36
Chloride:Sulfate Ratio		DG_A_I_PZ_GW01	19/12/2023	6.67
Chloride:Sulfate Ratio		DG_A_I_PZ_GW02	19/12/2023	10.77
Chloride:Sulfate Ratio		DG_A_I_PZ_GW03	19/12/2023	8.46
Chromium (Total)	mg/L	DG_A_I_PZ_GW03	17/01/2023	<0.001
Chromium (Total)	mg/L	DG_A_I_PZ_GW02	17/01/2023	<0.001
Chromium (Total)	mg/L	DG_A_I_PZ_GW04	18/01/2023	0.004
Chromium (Total)	mg/L	DG_A_I_PZ_GW04A	18/01/2023	<0.001
Chromium (Total)	mg/L	DG_A_I_PZ_BW50	19/01/2023	0.005
Chromium (Total)	mg/L	DG_A_I_PZ_GW07	19/01/2023	0.007
Chromium (Total)	mg/L	DG_A_I_PZ_BW05	19/01/2023	<0.001
Chromium (Total)	mg/L	DG_A_I_PZ_IWB6	23/01/2023	0.006
Chromium (Total)	mg/L	DG_A_I_PZ_IWB2	23/01/2023	<0.001
Chromium (Total)	mg/L	DG_A_I_PZ_BW28A	23/01/2023	<0.001
Chromium (Total)	mg/L	DG_A_I_PZ_BW36A	24/01/2023	0.001
Chromium (Total)	mg/L	DG_A_I_PZ_WRK302	13/02/2023	0.002
Chromium (Total)	mg/L	DG_A_I_PZ_GW06	13/02/2023	0.005
Chromium (Total)	mg/L	DG_A_I_PZ_GW08	13/02/2023	0.001
Chromium (Total)	mg/L	DG_A_I_PZ_WRK301	13/02/2023	0.008
Chromium (Total)	mg/L	DG_A_I_PZ_WRK300	14/02/2023	0.002
Chromium (Total)	mg/L	DG_A_I_PZ_GW01	14/02/2023	0.008
Chromium (Total)	mg/L	DG_A_I_PZ_BW45B	14/02/2023	0.003
Chromium (Total)	mg/L	DG_A_I_PZ_BW45B	18/03/2023	0.002
Chromium (Total)	mg/L	DG_A_I_PZ_BW45B	18/04/2023	0.002
Chromium (Total)	mg/L	DG_A_I_PZ_BW45B	18/05/2023	0.001
Chromium (Total)	mg/L	DG_A_I_PZ_BW45B	8/06/2023	0.004
Chromium (Total)	mg/L	DG_A_I_PZ_GW03	12/07/2023	0.001
Chromium (Total)	mg/L	DG_A_I_PZ_GW02	12/07/2023	0.002
Chromium (Total)	mg/L	DG_A_I_PZ_GW01	12/07/2023	0.006
Chromium (Total)	mg/L	DG_A_I_PZ_BW05	12/07/2023	0.001
Chromium (Total)	mg/L	DG_A_I_PZ_BW28A	13/07/2023	<0.001
Chromium (Total)	mg/L	DG_A_I_PZ_BW45B	17/07/2023	0.004
Chromium (Total)	mg/L	DG_A_I_PZ_GW04	17/07/2023	0.004
Chromium (Total)	mg/L	DG_A_I_PZ_GW04A	18/07/2023	<0.001
Chromium (Total)	mg/L	DG_A_I_PZ_BW36A	18/07/2023	0.001
Chromium (Total)	mg/L	DG_A_I_PZ_WRK300	19/07/2023	0.001
Chromium (Total)	mg/L	DG_A_I_PZ_BW50	20/07/2023	<0.001
Chromium (Total)	mg/L	DG_A_I_PZ_WRK302	20/07/2023	<0.001
Chromium (Total)	mg/L	DG_A_I_PZ_GW06	20/07/2023	0.001
Chromium (Total)	mg/L	DG_A_I_PZ_BW45B	24/08/2023	0.002
Chromium (Total)	mg/L	DG_A_I_PZ_IWB2	4/09/2023	0.002
Chromium (Total)	mg/L	DG_A_I_PZ_IWB6	4/09/2023	0.010
Chromium (Total)	mg/L	DG_A_I_PZ_GW07	5/09/2023	0.006
Chromium (Total)	mg/L	DG_A_I_PZ_BW45B	14/09/2023	0.002

Variable	Unit	Sample Point	Date	Result
Chromium (Total)	mg/L	DG_A_I_PZ_GW08	11/10/2023	<0.001
Cobalt (Total)	mg/L	DG_A_I_PZ_GW03	17/01/2023	<0.001
Cobalt (Total)	mg/L	DG_A_I_PZ_GW02	17/01/2023	0.001
Cobalt (Total)	mg/L	DG_A_I_PZ_GW04	18/01/2023	0.013
Cobalt (Total)	mg/L	DG_A_I_PZ_GW04A	18/01/2023	0.003
Cobalt (Total)	mg/L	DG_A_I_PZ_BW50	19/01/2023	0.004
Cobalt (Total)	mg/L	DG_A_I_PZ_GW07	19/01/2023	0.040
Cobalt (Total)	mg/L	DG_A_I_PZ_BW05	19/01/2023	<0.001
Cobalt (Total)	mg/L	DG_A_I_PZ_IWB6	23/01/2023	0.003
Cobalt (Total)	mg/L	DG_A_I_PZ_IWB2	23/01/2023	0.002
Cobalt (Total)	mg/L	DG_A_I_PZ_BW28A	23/01/2023	0.015
Cobalt (Total)	mg/L	DG_A_I_PZ_BW36A	24/01/2023	0.004
Cobalt (Total)	mg/L	DG_A_I_PZ_WRK302	13/02/2023	0.028
Cobalt (Total)	mg/L	DG_A_I_PZ_GW06	13/02/2023	0.004
Cobalt (Total)	mg/L	DG_A_I_PZ_GW08	13/02/2023	<0.001
Cobalt (Total)	mg/L	DG_A_I_PZ_WRK301	13/02/2023	<0.001
Cobalt (Total)	mg/L	DG_A_I_PZ_WRK300	14/02/2023	<0.001
Cobalt (Total)	mg/L	DG_A_I_PZ_GW01	14/02/2023	0.059
Cobalt (Total)	mg/L	DG_A_I_PZ_BW45B	14/02/2023	0.031
Cobalt (Total)	mg/L	DG_A_I_PZ_BW45B	18/03/2023	0.031
Cobalt (Total)	mg/L	DG_A_I_PZ_BW45B	18/04/2023	0.031
Cobalt (Total)	mg/L	DG_A_I_PZ_BW45B	18/05/2023	0.031
Cobalt (Total)	mg/L	DG_A_I_PZ_BW45B	8/06/2023	0.031
Cobalt (Total)	mg/L	DG_A_I_PZ_GW03	12/07/2023	0.004
Cobalt (Total)	mg/L	DG_A_I_PZ_GW02	12/07/2023	0.016
Cobalt (Total)	mg/L	DG_A_I_PZ_GW01	12/07/2023	0.045
Cobalt (Total)	mg/L	DG_A_I_PZ_BW05	12/07/2023	<0.001
Cobalt (Total)	mg/L	DG_A_I_PZ_BW28A	13/07/2023	0.014
Cobalt (Total)	mg/L	DG_A_I_PZ_BW45B	17/07/2023	0.037
Cobalt (Total)	mg/L	DG_A_I_PZ_GW04	17/07/2023	0.011
Cobalt (Total)	mg/L	DG_A_I_PZ_GW04A	18/07/2023	0.003
Cobalt (Total)	mg/L	DG_A_I_PZ_BW36A	18/07/2023	0.004
Cobalt (Total)	mg/L	DG_A_I_PZ_WRK300	19/07/2023	<0.001
Cobalt (Total)	mg/L	DG_A_I_PZ_BW50	20/07/2023	0.006
Cobalt (Total)	mg/L	DG_A_I_PZ_WRK302	20/07/2023	0.026
Cobalt (Total)	mg/L	DG_A_I_PZ_GW06	20/07/2023	0.002
Cobalt (Total)	mg/L	DG_A_I_PZ_BW45B	24/08/2023	0.034
Cobalt (Total)	mg/L	DG_A_I_PZ_IWB2	4/09/2023	0.004
Cobalt (Total)	mg/L	DG_A_I_PZ_IWB6	4/09/2023	0.004
Cobalt (Total)	mg/L	DG_A_I_PZ_GW07	5/09/2023	0.039
Cobalt (Total)	mg/L	DG_A_I_PZ_BW45B	14/09/2023	0.032
Cobalt (Total)	mg/L	DG_A_I_PZ_GW08	11/10/2023	<0.001
Copper (Total)	mg/L	DG_A_I_PZ_GW03	17/01/2023	0.002
Copper (Total)	mg/L	DG_A_I_PZ_GW02	17/01/2023	<0.001
Copper (Total)	mg/L	DG_A_I_PZ_GW04	18/01/2023	0.007
Copper (Total)	mg/L	DG_A_I_PZ_GW04A	18/01/2023	0.005
Copper (Total)	mg/L	DG_A_I_PZ_BW50	19/01/2023	<0.001
Copper (Total)	mg/L	DG_A_I_PZ_GW07	19/01/2023	0.025
Copper (Total)	mg/L	DG_A_I_PZ_BW05	19/01/2023	<0.001
Copper (Total)	mg/L	DG_A_I_PZ_IWB6	23/01/2023	0.001
Copper (Total)	mg/L	DG_A_I_PZ_IWB2	23/01/2023	0.002
Copper (Total)	mg/L	DG_A_I_PZ_BW28A	23/01/2023	0.002
Copper (Total)	mg/L	DG_A_I_PZ_BW36A	24/01/2023	0.005
Copper (Total)	mg/L	DG_A_I_PZ_WRK302	13/02/2023	0.002
Copper (Total)	mg/L	DG_A_I_PZ_GW06	13/02/2023	0.002
Copper (Total)	mg/L	DG_A_I_PZ_GW08	13/02/2023	0.021
Copper (Total)	mg/L	DG_A_I_PZ_WRK301	13/02/2023	0.005
Copper (Total)	mg/L	DG_A_I_PZ_WRK300	14/02/2023	0.002

Variable	Unit	Sample Point	Date	Result
Copper (Total)	mg/L	DG_A_I_PZ_GW01	14/02/2023	0.012
Copper (Total)	mg/L	DG_A_I_PZ_BW45B	14/02/2023	0.040
Copper (Total)	mg/L	DG_A_I_PZ_BW45B	18/03/2023	0.029
Copper (Total)	mg/L	DG_A_I_PZ_BW45B	22/03/2023	0.018
Copper (Total)	mg/L	DG_A_I_PZ_BW45B	18/04/2023	0.029
Copper (Total)	mg/L	DG_A_I_PZ_BW45B	18/05/2023	0.020
Copper (Total)	mg/L	DG_A_I_PZ_BW45B	8/06/2023	0.024
Copper (Total)	mg/L	DG_A_I_PZ_GW03	12/07/2023	0.002
Copper (Total)	mg/L	DG_A_I_PZ_GW02	12/07/2023	<0.001
Copper (Total)	mg/L	DG_A_I_PZ_GW01	12/07/2023	0.001
Copper (Total)	mg/L	DG_A_I_PZ_BW05	12/07/2023	<0.001
Copper (Total)	mg/L	DG_A_I_PZ_BW28A	13/07/2023	<0.001
Copper (Total)	mg/L	DG_A_I_PZ_BW45B	17/07/2023	0.018
Copper (Total)	mg/L	DG_A_I_PZ_GW04	17/07/2023	0.004
Copper (Total)	mg/L	DG_A_I_PZ_GW04A	18/07/2023	<0.001
Copper (Total)	mg/L	DG_A_I_PZ_BW36A	18/07/2023	<0.001
Copper (Total)	mg/L	DG_A_I_PZ_WRK300	19/07/2023	0.003
Copper (Total)	mg/L	DG_A_I_PZ_BW50	20/07/2023	<0.001
Copper (Total)	mg/L	DG_A_I_PZ_WRK302	20/07/2023	0.001
Copper (Total)	mg/L	DG_A_I_PZ_GW06	20/07/2023	0.001
Copper (Total)	mg/L	DG_A_I_PZ_BW45B	24/08/2023	0.029
Copper (Total)	mg/L	DG_A_I_PZ_IWB2	4/09/2023	<0.001
Copper (Total)	mg/L	DG_A_I_PZ_IWB6	4/09/2023	0.004
Copper (Total)	mg/L	DG_A_I_PZ_GW07	5/09/2023	0.002
Copper (Total)	mg/L	DG_A_I_PZ_BW45B	14/09/2023	0.014
Copper (Total)	mg/L	DG_A_I_PZ_GW08	11/10/2023	<0.001
Fluoride	mg/L	DG_A_I_PZ_GW03	17/01/2023	0.24
Fluoride	mg/L	DG_A_I_PZ_GW02	17/01/2023	<0.1
Fluoride	mg/L	DG_A_I_PZ_GW05	18/01/2023	0.14
Fluoride	mg/L	DG_A_I_PZ_GW04	18/01/2023	0.16
Fluoride	mg/L	DG_A_I_PZ_GW04A	18/01/2023	0.21
Fluoride	mg/L	DG_A_I_PZ_BW50	19/01/2023	0.8
Fluoride	mg/L	DG_A_I_PZ_GW07	19/01/2023	0.27
Fluoride	mg/L	DG_A_I_PZ_BW05	19/01/2023	0.53
Fluoride	mg/L	DG_A_I_PZ_IWB6	23/01/2023	<0.1
Fluoride	mg/L	DG_A_I_PZ_IWB2	23/01/2023	0.17
Fluoride	mg/L	DG_A_I_PZ_BW28A	23/01/2023	0.41
Fluoride	mg/L	DG_A_I_PZ_BW36A	24/01/2023	0.45
Fluoride	mg/L	DG_A_I_PZ_WRK302	13/02/2023	0.54
Fluoride	mg/L	DG_A_I_PZ_GW06	13/02/2023	0.3
Fluoride	mg/L	DG_A_I_PZ_GW08	13/02/2023	0.22
Fluoride	mg/L	DG_A_I_PZ_WRK301	13/02/2023	1.4
Fluoride	mg/L	DG_A_I_PZ_WRK300	14/02/2023	0.22
Fluoride	mg/L	DG_A_I_PZ_GW01	14/02/2023	1.1
Fluoride	mg/L	DG_A_I_PZ_BW45B	14/02/2023	<2
Fluoride	mg/L	DG_A_I_PZ_BW45B	18/03/2023	<2
Fluoride	mg/L	DG_A_I_PZ_BW45B	22/03/2023	<2
Fluoride	mg/L	DG_A_I_PZ_BW45B	18/04/2023	<2
Fluoride	mg/L	DG_A_I_PZ_BW45B	18/05/2023	<2
Fluoride	mg/L	DG_A_I_PZ_BW45B	8/06/2023	<2
Fluoride	mg/L	DG_A_I_PZ_GW03	12/07/2023	0.26
Fluoride	mg/L	DG_A_I_PZ_GW02	12/07/2023	<0.1
Fluoride	mg/L	DG_A_I_PZ_GW01	12/07/2023	0.38
Fluoride	mg/L	DG_A_I_PZ_BW05	12/07/2023	0.56
Fluoride	mg/L	DG_A_I_PZ_BW28A	13/07/2023	0.6
Fluoride	mg/L	DG_A_I_PZ_BW45B	17/07/2023	<2
Fluoride	mg/L	DG_A_I_PZ_GW05	17/07/2023	0.12
Fluoride	mg/L	DG_A_I_PZ_GW04	17/07/2023	0.17

Variable	Unit	Sample Point	Date	Result
Fluoride	mg/L	DG A PZ_GW04A	18/07/2023	0.19
Fluoride	mg/L	DG A PZ_BW36A	18/07/2023	0.42
Fluoride	mg/L	DG A PZ_WRK300	19/07/2023	0.22
Fluoride	mg/L	DG A PZ_BW50	20/07/2023	0.77
Fluoride	mg/L	DG A PZ_WRK302	20/07/2023	0.33
Fluoride	mg/L	DG A PZ_GW06	20/07/2023	0.19
Fluoride	mg/L	DG A PZ_BW45B	24/08/2023	<2
Fluoride	mg/L	DG A PZ_IWB2	4/09/2023	0.16
Fluoride	mg/L	DG A PZ_IWB6	4/09/2023	<0.1
Fluoride	mg/L	DG_A PZ_GW07	5/09/2023	0.21
Fluoride	mg/L	DG A PZ_BW45B	14/09/2023	<2
Fluoride	mg/L	DG A PZ_GW08	11/10/2023	0.14
Lead (Total)	mg/L	DG_A PZ_GW03	17/01/2023	<0.001
Lead (Total)	mg/L	DG_A PZ_GW02	17/01/2023	<0.001
Lead (Total)	mg/L	DG_A PZ_GW04	18/01/2023	<0.001
Lead (Total)	mg/L	DG A PZ_GW04A	18/01/2023	<0.001
Lead (Total)	mg/L	DG A PZ_BW50	19/01/2023	0.002
Lead (Total)	mg/L	DG A PZ_GW07	19/01/2023	0.004
Lead (Total)	mg/L	DG_A PZ_BW05	19/01/2023	<0.001
Lead (Total)	mg/L	DG A PZ_IWB6	23/01/2023	<0.001
Lead (Total)	mg/L	DG A PZ_IWB2	23/01/2023	<0.001
Lead (Total)	mg/L	DG A PZ_BW28A	23/01/2023	<0.001
Lead (Total)	mg/L	DG_A PZ_BW36A	24/01/2023	<0.001
Lead (Total)	mg/L	DG A PZ_WRK302	13/02/2023	0.006
Lead (Total)	mg/L	DG A PZ_GW06	13/02/2023	<0.001
Lead (Total)	mg/L	DG_A PZ_GW08	13/02/2023	0.002
Lead (Total)	mg/L	DG A PZ_WRK301	13/02/2023	<0.001
Lead (Total)	mg/L	DG A PZ_WRK300	14/02/2023	<0.001
Lead (Total)	mg/L	DG_A PZ_GW01	14/02/2023	0.002
Lead (Total)	mg/L	DG_A PZ_BW45B	14/02/2023	0.041
Lead (Total)	mg/L	DG_A PZ_BW45B	18/03/2023	0.034
Lead (Total)	mg/L	DG_A PZ_BW45B	18/04/2023	0.034
Lead (Total)	mg/L	DG_A PZ_BW45B	18/05/2023	0.039
Lead (Total)	mg/L	DG_A PZ_BW45B	8/06/2023	0.037
Lead (Total)	mg/L	DG_A PZ_GW03	12/07/2023	<0.001
Lead (Total)	mg/L	DG_A PZ_GW02	12/07/2023	<0.001
Lead (Total)	mg/L	DG_A PZ_GW01	12/07/2023	<0.001
Lead (Total)	mg/L	DG_A PZ_BW05	12/07/2023	<0.001
Lead (Total)	mg/L	DG_A PZ_BW28A	13/07/2023	<0.001
Lead (Total)	mg/L	DG_A PZ_BW45B	17/07/2023	0.047
Lead (Total)	mg/L	DG_A PZ_GW04	17/07/2023	<0.001
Lead (Total)	mg/L	DG_A PZ_GW04A	18/07/2023	<0.001
Lead (Total)	mg/L	DG_A PZ_BW36A	18/07/2023	<0.001
Lead (Total)	mg/L	DG_A PZ_WRK300	19/07/2023	<0.001
Lead (Total)	mg/L	DG_A PZ_BW50	20/07/2023	0.002
Lead (Total)	mg/L	DG_A PZ_WRK302	20/07/2023	0.007
Lead (Total)	mg/L	DG_A PZ_GW06	20/07/2023	<0.001
Lead (Total)	mg/L	DG_A PZ_BW45B	24/08/2023	0.036
Lead (Total)	mg/L	DG_A PZ_IWB2	4/09/2023	<0.001
Lead (Total)	mg/L	DG_A PZ_IWB6	4/09/2023	0.003
Lead (Total)	mg/L	DG_A PZ_GW07	5/09/2023	<0.001
Lead (Total)	mg/L	DG_A PZ_BW45B	14/09/2023	0.034
Lead (Total)	mg/L	DG_A PZ_GW08	11/10/2023	<0.001
Magnesium	mg/L	DG_A PZ_GW03	17/01/2023 11:05	210
Magnesium	mg/L	DG_A PZ_GW02	17/01/2023 12:00	110
Magnesium	mg/L	DG_A PZ_GW05	18/01/2023 10:00	100
Magnesium	mg/L	DG_A PZ_GW04	18/01/2023 10:55	130
Magnesium	mg/L	DG_A PZ_GW04A	18/01/2023 11:55	100

Variable	Unit	Sample Point	Date	Result
Magnesium	mg/L	DG_A PZ_BW50	19/01/2023 10:35	150
Magnesium	mg/L	DG_A PZ_GW07	19/01/2023 11:25	360
Magnesium	mg/L	DG_A PZ_BW05	19/01/2023 12:30	540
Magnesium	mg/L	DG_A PZ_IWB6	23/01/2023 10:05	19
Magnesium	mg/L	DG_A PZ_IWB2	23/01/2023 11:00	81
Magnesium	mg/L	DG_A PZ_BW28A	23/01/2023 13:30	590
Magnesium	mg/L	DG_A PZ_BW36A	24/01/2023 12:15	150
Magnesium	mg/L	DG_A PZ_WRK302	13/02/2023 10:05	380
Magnesium	mg/L	DG_A PZ_GW06	13/02/2023 10:50	450
Magnesium	mg/L	DG_A PZ_GW08	13/02/2023 11:45	500
Magnesium	mg/L	DG_A PZ_WRK301	13/02/2023 14:05	160
Magnesium	mg/L	DG_A PZ_WRK300	14/02/2023 10:00	120
Magnesium	mg/L	DG_A PZ_GW01	14/02/2023 11:30	260
Magnesium	mg/L	DG_A PZ_BW45B	14/02/2023 12:30	340
Magnesium	mg/L	DG_A PZ_BW45B	18/03/2023 9:13	340
Magnesium	mg/L	DG_A PZ_BW45B	22/03/2023 10:40	340
Magnesium	mg/L	DG_A PZ_BW45B	18/04/2023 9:13	340
Magnesium	mg/L	DG_A PZ_BW45B	18/05/2023 10:50	350
Magnesium	mg/L	DG_A PZ_BW45B	8/06/2023 10:50	330
Magnesium	mg/L	DG_A PZ_GW03	12/07/2023 10:00	210
Magnesium	mg/L	DG_A PZ_GW02	12/07/2023 10:55	120
Magnesium	mg/L	DG_A PZ_GW01	12/07/2023 11:45	240
Magnesium	mg/L	DG_A PZ_BW05	12/07/2023 12:40	950
Magnesium	mg/L	DG_A PZ_BW28A	13/07/2023 10:00	620
Magnesium	mg/L	DG_A PZ_BW45B	17/07/2023 10:05	380
Magnesium	mg/L	DG_A PZ_GW05	17/07/2023 11:25	140
Magnesium	mg/L	DG_A PZ_GW04	17/07/2023 12:35	190
Magnesium	mg/L	DG_A PZ_GW04A	18/07/2023 10:05	130
Magnesium	mg/L	DG_A PZ_BW36A	18/07/2023 11:10	170
Magnesium	mg/L	DG_A PZ_WRK300	19/07/2023 11:15	120
Magnesium	mg/L	DG_A PZ_BW50	20/07/2023 9:20	180
Magnesium	mg/L	DG_A PZ_WRK302	20/07/2023 10:15	440
Magnesium	mg/L	DG_A PZ_GW06	20/07/2023 11:10	640
Magnesium	mg/L	DG_A PZ_BW45B	24/08/2023 11:10	350
Magnesium	mg/L	DG_A PZ_IWB2	4/09/2023 11:00	81
Magnesium	mg/L	DG_A PZ_IWB6	4/09/2023 12:00	27
Magnesium	mg/L	DG_A PZ_GW07	5/09/2023 11:30	320
Magnesium	mg/L	DG_A PZ_BW45B	14/09/2023 11:35	340
Magnesium	mg/L	DG_A PZ_GW08	11/10/2023 11:15	500
Manganese (Mn)	mg/L	DG_A PZ_GW03	17/01/2023	0.028
Manganese (Mn)	mg/L	DG_A PZ_GW02	17/01/2023	0.033
Manganese (Mn)	mg/L	DG_A PZ_GW05	18/01/2023	0.007
Manganese (Mn)	mg/L	DG_A PZ_GW04	18/01/2023	0.02
Manganese (Mn)	mg/L	DG_A PZ_GW04A	18/01/2023	0.04
Manganese (Mn)	mg/L	DG_A PZ_BW50	19/01/2023	0.097
Manganese (Mn)	mg/L	DG_A PZ_GW07	19/01/2023	0.006
Manganese (Mn)	mg/L	DG_A PZ_BW05	19/01/2023	0.11
Manganese (Mn)	mg/L	DG_A PZ_IWB6	23/01/2023	0.013
Manganese (Mn)	mg/L	DG_A PZ_IWB2	23/01/2023	0.007
Manganese (Mn)	mg/L	DG_A PZ_BW28A	23/01/2023	0.44
Manganese (Mn)	mg/L	DG_A PZ_BW36A	24/01/2023	2.5
Manganese (Mn)	mg/L	DG_A PZ_WRK302	13/02/2023	0.021
Manganese (Mn)	mg/L	DG_A PZ_GW06	13/02/2023	0.016
Manganese (Mn)	mg/L	DG_A PZ_GW08	13/02/2023	<0.001
Manganese (Mn)	mg/L	DG_A PZ_WRK301	13/02/2023	0.017
Manganese (Mn)	mg/L	DG_A PZ_WRK300	14/02/2023	0.002
Manganese (Mn)	mg/L	DG_A PZ_GW01	14/02/2023	0.007
Manganese (Mn)	mg/L	DG_A PZ_BW45B	14/02/2023	0.046

Variable	Unit	Sample Point	Date	Result
Manganese (Mn)	mg/L	DG_A_I_PZ_BW45B	18/03/2023	0.045
Manganese (Mn)	mg/L	DG_A_I_PZ_BW45B	22/03/2023	0.044
Manganese (Mn)	mg/L	DG_A_I_PZ_BW45B	18/04/2023	0.045
Manganese (Mn)	mg/L	DG_A_I_PZ_BW45B	18/05/2023	0.045
Manganese (Mn)	mg/L	DG_A_I_PZ_BW45B	8/06/2023	0.046
Manganese (Mn)	mg/L	DG_A_I_PZ_GW03	12/07/2023	0.45
Manganese (Mn)	mg/L	DG_A_I_PZ_GW02	12/07/2023	0.37
Manganese (Mn)	mg/L	DG_A_I_PZ_GW01	12/07/2023	0.008
Manganese (Mn)	mg/L	DG_A_I_PZ_BW05	12/07/2023	0.12
Manganese (Mn)	mg/L	DG_A_I_PZ_BW28A	13/07/2023	0.34
Manganese (Mn)	mg/L	DG_A_I_PZ_BW45B	17/07/2023	0.058
Manganese (Mn)	mg/L	DG_A_I_PZ_GW05	17/07/2023	0.006
Manganese (Mn)	mg/L	DG_A_I_PZ_GW04	17/07/2023	0.019
Manganese (Mn)	mg/L	DG_A_I_PZ_GW04A	18/07/2023	0.03
Manganese (Mn)	mg/L	DG_A_I_PZ_BW36A	18/07/2023	2.3
Manganese (Mn)	mg/L	DG_A_I_PZ_WRK300	19/07/2023	0.002
Manganese (Mn)	mg/L	DG_A_I_PZ_BW50	20/07/2023	0.17
Manganese (Mn)	mg/L	DG_A_I_PZ_WRK302	20/07/2023	0.021
Manganese (Mn)	mg/L	DG_A_I_PZ_GW06	20/07/2023	0.016
Manganese (Mn)	mg/L	DG_A_I_PZ_BW45B	24/08/2023	0.047
Manganese (Mn)	mg/L	DG_A_I_PZ_IWB2	4/09/2023	0.017
Manganese (Mn)	mg/L	DG_A_I_PZ_IWB6	4/09/2023	0.021
Manganese (Mn)	mg/L	DG_A_I_PZ_GW07	5/09/2023	0.007
Manganese (Mn)	mg/L	DG_A_I_PZ_BW45B	14/09/2023	0.046
Mercury (Total)	mg/L	DG_A_I_PZ_GW03	17/01/2023	<0.0001
Mercury (Total)	mg/L	DG_A_I_PZ_GW02	17/01/2023	<0.0001
Mercury (Total)	mg/L	DG_A_I_PZ_GW04	18/01/2023	<0.0001
Mercury (Total)	mg/L	DG_A_I_PZ_GW04A	18/01/2023	<0.0001
Mercury (Total)	mg/L	DG_A_I_PZ_BW50	19/01/2023	<0.0001
Mercury (Total)	mg/L	DG_A_I_PZ_GW07	19/01/2023	<0.0001
Mercury (Total)	mg/L	DG_A_I_PZ_BW05	19/01/2023	<0.0001
Mercury (Total)	mg/L	DG_A_I_PZ_IWB6	23/01/2023	<0.0001
Mercury (Total)	mg/L	DG_A_I_PZ_IWB2	23/01/2023	<0.0001
Mercury (Total)	mg/L	DG_A_I_PZ_BW28A	23/01/2023	<0.0001
Mercury (Total)	mg/L	DG_A_I_PZ_BW36A	24/01/2023	<0.0001
Mercury (Total)	mg/L	DG_A_I_PZ_WRK302	13/02/2023	<0.0001
Mercury (Total)	mg/L	DG_A_I_PZ_GW06	13/02/2023	<0.0001
Mercury (Total)	mg/L	DG_A_I_PZ_GW08	13/02/2023	<0.0001
Mercury (Total)	mg/L	DG_A_I_PZ_WRK301	13/02/2023	<0.0001
Mercury (Total)	mg/L	DG_A_I_PZ_WRK300	14/02/2023	<0.0001
Mercury (Total)	mg/L	DG_A_I_PZ_GW01	14/02/2023	<0.0001
Mercury (Total)	mg/L	DG_A_I_PZ_BW45B	14/02/2023	<0.0001
Mercury (Total)	mg/L	DG_A_I_PZ_BW45B	18/03/2023	<0.0001
Mercury (Total)	mg/L	DG_A_I_PZ_BW45B	18/04/2023	<0.0001
Mercury (Total)	mg/L	DG_A_I_PZ_BW45B	18/05/2023	<0.0001
Mercury (Total)	mg/L	DG_A_I_PZ_BW45B	8/06/2023	<0.0001
Mercury (Total)	mg/L	DG_A_I_PZ_GW03	12/07/2023	0.0001
Mercury (Total)	mg/L	DG_A_I_PZ_GW02	12/07/2023	0.0001
Mercury (Total)	mg/L	DG_A_I_PZ_GW01	12/07/2023	0.0002
Mercury (Total)	mg/L	DG_A_I_PZ_BW05	12/07/2023	<0.0001
Mercury (Total)	mg/L	DG_A_I_PZ_BW28A	13/07/2023	<0.0001
Mercury (Total)	mg/L	DG_A_I_PZ_BW45B	17/07/2023	0.0001
Mercury (Total)	mg/L	DG_A_I_PZ_GW04	17/07/2023	0.0001
Mercury (Total)	mg/L	DG_A_I_PZ_GW04A	18/07/2023	<0.0001
Mercury (Total)	mg/L	DG_A_I_PZ_BW36A	18/07/2023	<0.0001
Mercury (Total)	mg/L	DG_A_I_PZ_WRK300	19/07/2023	<0.0001
Mercury (Total)	mg/L	DG_A_I_PZ_BW50	20/07/2023	<0.0001
Mercury (Total)	mg/L	DG_A_I_PZ_WRK302	20/07/2023	<0.0001

Variable	Unit	Sample Point	Date	Result
Mercury (Total)	mg/L	DG_A_I_PZ_GW06	20/07/2023	<0.0001
Mercury (Total)	mg/L	DG_A_I_PZ_BW45B	24/08/2023	0.0001
Mercury (Total)	mg/L	DG_A_I_PZ_IWB2	4/09/2023	<0.0001
Mercury (Total)	mg/L	DG_A_I_PZ_IWB6	4/09/2023	<0.0001
Mercury (Total)	mg/L	DG_A_I_PZ_GW07	5/09/2023	0.0003
Mercury (Total)	mg/L	DG_A_I_PZ_BW45B	14/09/2023	<0.0001
Mercury (Total)	mg/L	DG_A_I_PZ_GW08	11/10/2023	<0.0001
Molybdenum (Total)	mg/L	DG_A_I_PZ_GW03	17/01/2023	<0.001
Molybdenum (Total)	mg/L	DG_A_I_PZ_GW02	17/01/2023	<0.001
Molybdenum (Total)	mg/L	DG_A_I_PZ_GW04	18/01/2023	<0.001
Molybdenum (Total)	mg/L	DG_A_I_PZ_GW04A	18/01/2023	<0.001
Molybdenum (Total)	mg/L	DG_A_I_PZ_BW50	19/01/2023	0.001
Molybdenum (Total)	mg/L	DG_A_I_PZ_GW07	19/01/2023	<0.001
Molybdenum (Total)	mg/L	DG_A_I_PZ_BW05	19/01/2023	0.002
Molybdenum (Total)	mg/L	DG_A_I_PZ_IWB6	23/01/2023	<0.001
Molybdenum (Total)	mg/L	DG_A_I_PZ_IWB2	23/01/2023	<0.001
Molybdenum (Total)	mg/L	DG_A_I_PZ_BW28A	23/01/2023	0.002
Molybdenum (Total)	mg/L	DG_A_I_PZ_BW36A	24/01/2023	<0.001
Molybdenum (Total)	mg/L	DG_A_I_PZ_WRK302	13/02/2023	<0.001
Molybdenum (Total)	mg/L	DG_A_I_PZ_GW06	13/02/2023	<0.001
Molybdenum (Total)	mg/L	DG_A_I_PZ_GW08	13/02/2023	<0.001
Molybdenum (Total)	mg/L	DG_A_I_PZ_WRK301	13/02/2023	0.001
Molybdenum (Total)	mg/L	DG_A_I_PZ_WRK300	14/02/2023	<0.001
Molybdenum (Total)	mg/L	DG_A_I_PZ_GW01	14/02/2023	<0.001
Molybdenum (Total)	mg/L	DG_A_I_PZ_BW45B	14/02/2023	<0.001
Molybdenum (Total)	mg/L	DG_A_I_PZ_BW45B	18/03/2023	<0.001
Molybdenum (Total)	mg/L	DG_A_I_PZ_BW45B	18/04/2023	<0.001
Molybdenum (Total)	mg/L	DG_A_I_PZ_BW45B	18/05/2023	<0.001
Molybdenum (Total)	mg/L	DG_A_I_PZ_BW45B	8/06/2023	0.004
Molybdenum (Total)	mg/L	DG_A_I_PZ_GW03	12/07/2023	<0.001
Molybdenum (Total)	mg/L	DG_A_I_PZ_GW02	12/07/2023	<0.001
Molybdenum (Total)	mg/L	DG_A_I_PZ_GW01	12/07/2023	<0.001
Molybdenum (Total)	mg/L	DG_A_I_PZ_BW05	12/07/2023	0.002
Molybdenum (Total)	mg/L	DG_A_I_PZ_BW28A	13/07/2023	0.002
Molybdenum (Total)	mg/L	DG_A_I_PZ_BW45B	17/07/2023	<0.001
Molybdenum (Total)	mg/L	DG_A_I_PZ_GW04	17/07/2023	<0.001
Molybdenum (Total)	mg/L	DG_A_I_PZ_GW04A	18/07/2023	<0.001
Molybdenum (Total)	mg/L	DG_A_I_PZ_BW36A	18/07/2023	<0.001
Molybdenum (Total)	mg/L	DG_A_I_PZ_WRK300	19/07/2023	<0.001
Molybdenum (Total)	mg/L	DG_A_I_PZ_BW50	20/07/2023	<0.001
Molybdenum (Total)	mg/L	DG_A_I_PZ_WRK302	20/07/2023	<0.001
Molybdenum (Total)	mg/L	DG_A_I_PZ_GW06	20/07/2023	<0.001
Molybdenum (Total)	mg/L	DG_A_I_PZ_BW45B	24/08/2023	<0.001
Molybdenum (Total)	mg/L	DG_A_I_PZ_IWB2	4/09/2023	<0.001
Molybdenum (Total)	mg/L	DG_A_I_PZ_IWB6	4/09/2023	<0.001
Molybdenum (Total)	mg/L	DG_A_I_PZ_GW07	5/09/2023	<0.001
Molybdenum (Total)	mg/L	DG_A_I_PZ_BW45B	14/09/2023	<0.001
Molybdenum (Total)	mg/L	DG_A_I_PZ_GW08	11/10/2023	0.002
Na:Ca Ratio		DG_A_I_PZ_GW03	17/01/2023	11.88
Na:Ca Ratio		DG_A_I_PZ_GW02	17/01/2023	78.57
Na:Ca Ratio		DG_A_I_PZ_GW04	18/01/2023	15.22
Na:Ca Ratio		DG_A_I_PZ_GW04A	18/01/2023	11.04
Na:Ca Ratio		DG_A_I_PZ_BW50	19/01/2023	5.71
Na:Ca Ratio		DG_A_I_PZ_GW07	19/01/2023	7.62
Na:Ca Ratio		DG_A_I_PZ_BW05	19/01/2023	20.91
Na:Ca Ratio		DG_A_I_PZ_IWB6	23/01/2023	55.77
Na:Ca Ratio		DG_A_I_PZ_IWB2	23/01/2023	78.95
Na:Ca Ratio		DG_A_I_PZ_BW28A	23/01/2023	6.86

Variable	Unit	Sample Point	Date	Result
Na:Ca Ratio		DG_A PZ_BW36A	24/01/2023	17.00
Na:Ca Ratio		DG_A PZ_WRK302	13/02/2023	8.97
Na:Ca Ratio		DG_A PZ_GW06	13/02/2023	7.39
Na:Ca Ratio		DG_A PZ_GW08	13/02/2023	7.50
Na:Ca Ratio		DG_A PZ_WRK301	13/02/2023	6.88
Na:Ca Ratio		DG_A PZ_WRK300	14/02/2023	9.30
Na:Ca Ratio		DG_A PZ_GW01	14/02/2023	25.64
Na:Ca Ratio		DG_A PZ_BW45B	14/02/2023	11.43
Na:Ca Ratio		DG_A PZ_GW04A	22/02/2023	12.00
Na:Ca Ratio		DG_A PZ_GW01	22/02/2023	24.32
Na:Ca Ratio		DG_A PZ_GW03	22/02/2023	11.18
Na:Ca Ratio		DG_A PZ_GW02	22/02/2023	70.00
Na:Ca Ratio		DG_A PZ_BW45B	18/03/2023	9.12
Na:Ca Ratio		DG_A PZ_GW04A	21/03/2023	13.13
Na:Ca Ratio		DG_A PZ_GW03	21/03/2023	11.18
Na:Ca Ratio		DG_A PZ_GW02	21/03/2023	100.00
Na:Ca Ratio		DG_A PZ_GW01	22/03/2023	21.18
Na:Ca Ratio		DG_A PZ_BW45B	18/04/2023	9.12
Na:Ca Ratio		DG_A PZ_GW04A	18/04/2023	11.91
Na:Ca Ratio		DG_A PZ_GW01	18/04/2023	20.00
Na:Ca Ratio		DG_A PZ_GW02	18/04/2023	100.00
Na:Ca Ratio		DG_A PZ_GW03	19/04/2023	12.00
Na:Ca Ratio		DG_A PZ_GW03	9/05/2023	11.25
Na:Ca Ratio		DG_A PZ_GW01	18/05/2023	21.95
Na:Ca Ratio		DG_A PZ_BW45B	18/05/2023	8.79
Na:Ca Ratio		DG_A PZ_GW04A	25/05/2023	12.63
Na:Ca Ratio		DG_A PZ_GW02	25/05/2023	97.80
Na:Ca Ratio		DG_A PZ_BW45B	8/06/2023	6.89
Na:Ca Ratio		DG_A PZ_GW01	8/06/2023	20.24
Na:Ca Ratio		DG_A PZ_GW03	15/06/2023	10.59
Na:Ca Ratio		DG_A PZ_GW02	15/06/2023	62.50
Na:Ca Ratio		DG_A PZ_GW04A	27/06/2023	12.90
Na:Ca Ratio		DG_A PZ_GW03	12/07/2023	10.67
Na:Ca Ratio		DG_A PZ_GW02	12/07/2023	51.05
Na:Ca Ratio		DG_A PZ_GW01	12/07/2023	22.37
Na:Ca Ratio		DG_A PZ_BW05	12/07/2023	16.45
Na:Ca Ratio		DG_A PZ_BW28A	13/07/2023	6.23
Na:Ca Ratio		DG_A PZ_BW45B	17/07/2023	9.67
Na:Ca Ratio		DG_A PZ_GW04	17/07/2023	11.67
Na:Ca Ratio		DG_A PZ_GW04A	18/07/2023	11.02
Na:Ca Ratio		DG_A PZ_BW36A	18/07/2023	16.67
Na:Ca Ratio		DG_A PZ_WRK300	19/07/2023	9.00
Na:Ca Ratio		DG_A PZ_BW50	20/07/2023	4.80
Na:Ca Ratio		DG_A PZ_WRK302	20/07/2023	7.91
Na:Ca Ratio		DG_A PZ_GW06	20/07/2023	5.89
Na:Ca Ratio		DG_A PZ_GW03	22/08/2023	10.00
Na:Ca Ratio		DG_A PZ_GW02	22/08/2023	64.71
Na:Ca Ratio		DG_A PZ_GW01	23/08/2023	21.95
Na:Ca Ratio		DG_A PZ_GW04A	24/08/2023	14.29
Na:Ca Ratio		DG_A PZ_BW45B	24/08/2023	10.00
Na:Ca Ratio		DG_A PZ_IWB2	4/09/2023	90.91
Na:Ca Ratio		DG_A PZ_IWB6	4/09/2023	61.54
Na:Ca Ratio		DG_A PZ_GW07	5/09/2023	8.42
Na:Ca Ratio		DG_A PZ_GW03	12/09/2023	11.25
Na:Ca Ratio		DG_A PZ_GW02	12/09/2023	55.56
Na:Ca Ratio		DG_A PZ_GW01	12/09/2023	23.94
Na:Ca Ratio		DG_A PZ_GW04A	14/09/2023	11.70
Na:Ca Ratio		DG_A PZ_BW45B	14/09/2023	9.38

Variable	Unit	Sample Point	Date	Result
Na:Ca Ratio		DG_A_I_PZ_GW03	10/10/2023	11.88
Na:Ca Ratio		DG_A_I_PZ_GW02	10/10/2023	66.67
Na:Ca Ratio		DG_A_I_PZ_GW01	10/10/2023	24.36
Na:Ca Ratio		DG_A_I_PZ_GW04A	11/10/2023	12.77
Na:Ca Ratio		DG_A_I_PZ_GW08	11/10/2023	6.60
Na:Ca Ratio		DG_A_I_PZ_GW03	23/11/2023	9.00
Na:Ca Ratio		DG_A_I_PZ_GW02	28/11/2023	80.91
Na:Ca Ratio		DG_A_I_PZ_GW01	28/11/2023	20.88
Na:Ca Ratio		DG_A_I_PZ_GW04A	28/11/2023	13.00
Na:Ca Ratio		DG_A_I_PZ_GW04A	19/12/2023	12.37
Na:Ca Ratio		DG_A_I_PZ_GW01	19/12/2023	20.88
Na:Ca Ratio		DG_A_I_PZ_GW02	19/12/2023	93.33
Na:Ca Ratio		DG_A_I_PZ_GW03	19/12/2023	11.33
Nickel (Total)	mg/L	DG_A_I_PZ_GW03	17/01/2023	<0.001
Nickel (Total)	mg/L	DG_A_I_PZ_GW02	17/01/2023	<0.001
Nickel (Total)	mg/L	DG_A_I_PZ_GW04	18/01/2023	0.014
Nickel (Total)	mg/L	DG_A_I_PZ_GW04A	18/01/2023	0.009
Nickel (Total)	mg/L	DG_A_I_PZ_BW50	19/01/2023	0.002
Nickel (Total)	mg/L	DG_A_I_PZ_GW07	19/01/2023	0.039
Nickel (Total)	mg/L	DG_A_I_PZ_BW05	19/01/2023	<0.001
Nickel (Total)	mg/L	DG_A_I_PZ_IWB6	23/01/2023	0.002
Nickel (Total)	mg/L	DG_A_I_PZ_IWB2	23/01/2023	0.002
Nickel (Total)	mg/L	DG_A_I_PZ_BW28A	23/01/2023	0.011
Nickel (Total)	mg/L	DG_A_I_PZ_BW36A	24/01/2023	0.019
Nickel (Total)	mg/L	DG_A_I_PZ_WRK302	13/02/2023	0.020
Nickel (Total)	mg/L	DG_A_I_PZ_GW06	13/02/2023	0.018
Nickel (Total)	mg/L	DG_A_I_PZ_GW08	13/02/2023	0.010
Nickel (Total)	mg/L	DG_A_I_PZ_WRK301	13/02/2023	0.002
Nickel (Total)	mg/L	DG_A_I_PZ_WRK300	14/02/2023	0.003
Nickel (Total)	mg/L	DG_A_I_PZ_GW01	14/02/2023	0.030
Nickel (Total)	mg/L	DG_A_I_PZ_BW45B	14/02/2023	0.079
Nickel (Total)	mg/L	DG_A_I_PZ_BW45B	18/03/2023	0.070
Nickel (Total)	mg/L	DG_A_I_PZ_BW45B	18/04/2023	0.070
Nickel (Total)	mg/L	DG_A_I_PZ_BW45B	18/05/2023	0.062
Nickel (Total)	mg/L	DG_A_I_PZ_BW45B	8/06/2023	0.066
Nickel (Total)	mg/L	DG_A_I_PZ_GW03	12/07/2023	0.005
Nickel (Total)	mg/L	DG_A_I_PZ_GW02	12/07/2023	0.005
Nickel (Total)	mg/L	DG_A_I_PZ_GW01	12/07/2023	0.017
Nickel (Total)	mg/L	DG_A_I_PZ_BW05	12/07/2023	<0.001
Nickel (Total)	mg/L	DG_A_I_PZ_BW28A	13/07/2023	0.012
Nickel (Total)	mg/L	DG_A_I_PZ_BW45B	17/07/2023	0.077
Nickel (Total)	mg/L	DG_A_I_PZ_GW04	17/07/2023	0.007
Nickel (Total)	mg/L	DG_A_I_PZ_GW04A	18/07/2023	0.004
Nickel (Total)	mg/L	DG_A_I_PZ_BW36A	18/07/2023	0.005
Nickel (Total)	mg/L	DG_A_I_PZ_WRK300	19/07/2023	0.004
Nickel (Total)	mg/L	DG_A_I_PZ_BW50	20/07/2023	0.002
Nickel (Total)	mg/L	DG_A_I_PZ_WRK302	20/07/2023	0.020
Nickel (Total)	mg/L	DG_A_I_PZ_GW06	20/07/2023	0.017
Nickel (Total)	mg/L	DG_A_I_PZ_BW45B	24/08/2023	0.066
Nickel (Total)	mg/L	DG_A_I_PZ_IWB2	4/09/2023	0.005
Nickel (Total)	mg/L	DG_A_I_PZ_IWB6	4/09/2023	0.003
Nickel (Total)	mg/L	DG_A_I_PZ_GW07	5/09/2023	0.036
Nickel (Total)	mg/L	DG_A_I_PZ_BW45B	14/09/2023	0.063
Nickel (Total)	mg/L	DG_A_I_PZ_GW08	11/10/2023	0.009
Nitrate-Nitrogen	mg/L	DG_A_I_PZ_GW03	17/01/2023	2.1
Nitrate-Nitrogen	mg/L	DG_A_I_PZ_GW02	17/01/2023	5.1
Nitrate-Nitrogen	mg/L	DG_A_I_PZ_GW04	18/01/2023	3.6
Nitrate-Nitrogen	mg/L	DG_A_I_PZ_GW04A	18/01/2023	4.7

Variable	Unit	Sample Point	Date	Result
Nitrate-Nitrogen	mg/L	DG_A_I_PZ_BW50	19/01/2023	1.3
Nitrate-Nitrogen	mg/L	DG_A_I_PZ_GW07	19/01/2023	0.65
Nitrate-Nitrogen	mg/L	DG_A_I_PZ_BW05	19/01/2023	0.88
Nitrate-Nitrogen	mg/L	DG_A_I_PZ_IWB6	23/01/2023	8.3
Nitrate-Nitrogen	mg/L	DG_A_I_PZ_IWB2	23/01/2023	4.4
Nitrate-Nitrogen	mg/L	DG_A_I_PZ_BW28A	23/01/2023	0.32
Nitrate-Nitrogen	mg/L	DG_A_I_PZ_BW36A	24/01/2023	0.011
Nitrate-Nitrogen	mg/L	DG_A_I_PZ_WRK302	13/02/2023	0.33
Nitrate-Nitrogen	mg/L	DG_A_I_PZ_GW06	13/02/2023	0.10
Nitrate-Nitrogen	mg/L	DG_A_I_PZ_GW08	13/02/2023	0.30
Nitrate-Nitrogen	mg/L	DG_A_I_PZ_WRK301	13/02/2023	0.84
Nitrate-Nitrogen	mg/L	DG_A_I_PZ_WRK300	14/02/2023	5.9
Nitrate-Nitrogen	mg/L	DG_A_I_PZ_GW01	14/02/2023	1.4
Nitrate-Nitrogen	mg/L	DG_A_I_PZ_BW45B	14/02/2023	0.12
Nitrate-Nitrogen	mg/L	DG_A_I_PZ_BW45B	18/03/2023	0.14
Nitrate-Nitrogen	mg/L	DG_A_I_PZ_BW45B	18/04/2023	0.14
Nitrate-Nitrogen	mg/L	DG_A_I_PZ_BW45B	18/05/2023	1.1
Nitrate-Nitrogen	mg/L	DG_A_I_PZ_BW45B	8/06/2023	0.13
Nitrate-Nitrogen	mg/L	DG_A_I_PZ_GW03	12/07/2023	1.8
Nitrate-Nitrogen	mg/L	DG_A_I_PZ_GW02	12/07/2023	5.5
Nitrate-Nitrogen	mg/L	DG_A_I_PZ_GW01	12/07/2023	1.7
Nitrate-Nitrogen	mg/L	DG_A_I_PZ_BW05	12/07/2023	0.99
Nitrate-Nitrogen	mg/L	DG_A_I_PZ_BW28A	13/07/2023	0.26
Nitrate-Nitrogen	mg/L	DG_A_I_PZ_BW45B	17/07/2023	0.12
Nitrate-Nitrogen	mg/L	DG_A_I_PZ_GW04	17/07/2023	3.5
Nitrate-Nitrogen	mg/L	DG_A_I_PZ_GW04A	18/07/2023	5.2
Nitrate-Nitrogen	mg/L	DG_A_I_PZ_BW36A	18/07/2023	0.15
Nitrate-Nitrogen	mg/L	DG_A_I_PZ_WRK300	19/07/2023	6.2
Nitrate-Nitrogen	mg/L	DG_A_I_PZ_BW50	20/07/2023	1.4
Nitrate-Nitrogen	mg/L	DG_A_I_PZ_WRK302	20/07/2023	0.39
Nitrate-Nitrogen	mg/L	DG_A_I_PZ_GW06	20/07/2023	0.13
Nitrate-Nitrogen	mg/L	DG_A_I_PZ_BW45B	24/08/2023	0.10
Nitrate-Nitrogen	mg/L	DG_A_I_PZ_IWB2	4/09/2023	5.4
Nitrate-Nitrogen	mg/L	DG_A_I_PZ_IWB6	4/09/2023	9.3
Nitrate-Nitrogen	mg/L	DG_A_I_PZ_GW07	5/09/2023	0.76
Nitrate-Nitrogen	mg/L	DG_A_I_PZ_BW45B	14/09/2023	0.14
Nitrate-Nitrogen	mg/L	DG_A_I_PZ_GW08	11/10/2023	0.33
Nitrite-Nitrogen	mg/L	DG_A_I_PZ_GW03	17/01/2023	0.010
Nitrite-Nitrogen	mg/L	DG_A_I_PZ_GW02	17/01/2023	0.009
Nitrite-Nitrogen	mg/L	DG_A_I_PZ_GW04	18/01/2023	<0.001
Nitrite-Nitrogen	mg/L	DG_A_I_PZ_GW04A	18/01/2023	0.001
Nitrite-Nitrogen	mg/L	DG_A_I_PZ_BW50	19/01/2023	0.005
Nitrite-Nitrogen	mg/L	DG_A_I_PZ_GW07	19/01/2023	<0.001
Nitrite-Nitrogen	mg/L	DG_A_I_PZ_BW05	19/01/2023	<0.001
Nitrite-Nitrogen	mg/L	DG_A_I_PZ_IWB6	23/01/2023	0.002
Nitrite-Nitrogen	mg/L	DG_A_I_PZ_IWB2	23/01/2023	0.001
Nitrite-Nitrogen	mg/L	DG_A_I_PZ_BW28A	23/01/2023	0.013
Nitrite-Nitrogen	mg/L	DG_A_I_PZ_BW36A	24/01/2023	<0.001
Nitrite-Nitrogen	mg/L	DG_A_I_PZ_WRK302	13/02/2023	0.009
Nitrite-Nitrogen	mg/L	DG_A_I_PZ_GW06	13/02/2023	<0.001
Nitrite-Nitrogen	mg/L	DG_A_I_PZ_GW08	13/02/2023	0.002
Nitrite-Nitrogen	mg/L	DG_A_I_PZ_WRK301	13/02/2023	0.006
Nitrite-Nitrogen	mg/L	DG_A_I_PZ_WRK300	14/02/2023	<0.001
Nitrite-Nitrogen	mg/L	DG_A_I_PZ_GW01	14/02/2023	<0.001
Nitrite-Nitrogen	mg/L	DG_A_I_PZ_BW45B	14/02/2023	<0.001
Nitrite-Nitrogen	mg/L	DG_A_I_PZ_BW45B	18/03/2023	<0.001
Nitrite-Nitrogen	mg/L	DG_A_I_PZ_BW45B	18/04/2023	<0.001
Nitrite-Nitrogen	mg/L	DG_A_I_PZ_BW45B	18/05/2023	<0.001

Variable	Unit	Sample Point	Date	Result
Nitrite-Nitrogen	mg/L	DG_A_I_PZ_BW45B	8/06/2023	<0.001
Nitrite-Nitrogen	mg/L	DG_A_I_PZ_GW03	12/07/2023	0.020
Nitrite-Nitrogen	mg/L	DG_A_I_PZ_GW02	12/07/2023	0.013
Nitrite-Nitrogen	mg/L	DG_A_I_PZ_GW01	12/07/2023	0.001
Nitrite-Nitrogen	mg/L	DG_A_I_PZ_BW05	12/07/2023	<0.001
Nitrite-Nitrogen	mg/L	DG_A_I_PZ_BW28A	13/07/2023	0.010
Nitrite-Nitrogen	mg/L	DG_A_I_PZ_BW45B	17/07/2023	0.002
Nitrite-Nitrogen	mg/L	DG_A_I_PZ_GW04	17/07/2023	0.001
Nitrite-Nitrogen	mg/L	DG_A_I_PZ_GW04A	18/07/2023	0.003
Nitrite-Nitrogen	mg/L	DG_A_I_PZ_BW36A	18/07/2023	0.003
Nitrite-Nitrogen	mg/L	DG_A_I_PZ_WRK300	19/07/2023	0.001
Nitrite-Nitrogen	mg/L	DG_A_I_PZ_BW50	20/07/2023	0.007
Nitrite-Nitrogen	mg/L	DG_A_I_PZ_WRK302	20/07/2023	<0.001
Nitrite-Nitrogen	mg/L	DG_A_I_PZ_GW06	20/07/2023	<0.001
Nitrite-Nitrogen	mg/L	DG_A_I_PZ_BW45B	24/08/2023	0.002
Nitrite-Nitrogen	mg/L	DG_A_I_PZ_IWB2	4/09/2023	0.004
Nitrite-Nitrogen	mg/L	DG_A_I_PZ_IWB6	4/09/2023	0.006
Nitrite-Nitrogen	mg/L	DG_A_I_PZ_GW07	5/09/2023	0.003
Nitrite-Nitrogen	mg/L	DG_A_I_PZ_BW45B	14/09/2023	0.003
Nitrite-Nitrogen	mg/L	DG_A_I_PZ_GW08	11/10/2023	0.001
Potassium (K)	mg/L	DG_A_I_PZ_GW03	17/01/2023	26
Potassium (K)	mg/L	DG_A_I_PZ_GW02	17/01/2023	22
Potassium (K)	mg/L	DG_A_I_PZ_GW05	18/01/2023	15
Potassium (K)	mg/L	DG_A_I_PZ_GW04	18/01/2023	14
Potassium (K)	mg/L	DG_A_I_PZ_GW04A	18/01/2023	11
Potassium (K)	mg/L	DG_A_I_PZ_BW50	19/01/2023	9.1
Potassium (K)	mg/L	DG_A_I_PZ_GW07	19/01/2023	16
Potassium (K)	mg/L	DG_A_I_PZ_BW05	19/01/2023	79
Potassium (K)	mg/L	DG_A_I_PZ_IWB6	23/01/2023	1.4
Potassium (K)	mg/L	DG_A_I_PZ_IWB2	23/01/2023	4.6
Potassium (K)	mg/L	DG_A_I_PZ_BW28A	23/01/2023	41
Potassium (K)	mg/L	DG_A_I_PZ_BW36A	24/01/2023	18
Potassium (K)	mg/L	DG_A_I_PZ_WRK302	13/02/2023	25
Potassium (K)	mg/L	DG_A_I_PZ_GW06	13/02/2023	21
Potassium (K)	mg/L	DG_A_I_PZ_GW08	13/02/2023	18
Potassium (K)	mg/L	DG_A_I_PZ_WRK301	13/02/2023	14
Potassium (K)	mg/L	DG_A_I_PZ_WRK300	14/02/2023	12
Potassium (K)	mg/L	DG_A_I_PZ_GW01	14/02/2023	17
Potassium (K)	mg/L	DG_A_I_PZ_BW45B	14/02/2023	16
Potassium (K)	mg/L	DG_A_I_PZ_BW45B	18/03/2023	14
Potassium (K)	mg/L	DG_A_I_PZ_BW45B	22/03/2023	16
Potassium (K)	mg/L	DG_A_I_PZ_BW45B	18/04/2023	14
Potassium (K)	mg/L	DG_A_I_PZ_BW45B	18/05/2023	15
Potassium (K)	mg/L	DG_A_I_PZ_BW45B	8/06/2023	16
Potassium (K)	mg/L	DG_A_I_PZ_GW03	12/07/2023	27
Potassium (K)	mg/L	DG_A_I_PZ_GW02	12/07/2023	23
Potassium (K)	mg/L	DG_A_I_PZ_GW01	12/07/2023	17
Potassium (K)	mg/L	DG_A_I_PZ_BW05	12/07/2023	89
Potassium (K)	mg/L	DG_A_I_PZ_BW28A	13/07/2023	43
Potassium (K)	mg/L	DG_A_I_PZ_BW45B	17/07/2023	16
Potassium (K)	mg/L	DG_A_I_PZ_GW05	17/07/2023	15
Potassium (K)	mg/L	DG_A_I_PZ_GW04	17/07/2023	14
Potassium (K)	mg/L	DG_A_I_PZ_GW04A	18/07/2023	11
Potassium (K)	mg/L	DG_A_I_PZ_BW36A	18/07/2023	20
Potassium (K)	mg/L	DG_A_I_PZ_WRK300	19/07/2023	12
Potassium (K)	mg/L	DG_A_I_PZ_BW50	20/07/2023	12
Potassium (K)	mg/L	DG_A_I_PZ_WRK302	20/07/2023	23
Potassium (K)	mg/L	DG_A_I_PZ_GW06	20/07/2023	20

Variable	Unit	Sample Point	Date	Result
Potassium (K)	mg/L	DG_A PZ_BW45B	24/08/2023	16
Potassium (K)	mg/L	DG_A PZ_IWB2	4/09/2023	4.4
Potassium (K)	mg/L	DG_A PZ_IWB6	4/09/2023	1.4
Potassium (K)	mg/L	DG_A PZ_GW07	5/09/2023	16
Potassium (K)	mg/L	DG_A PZ_BW45B	14/09/2023	16
Potassium (K)	mg/L	DG_A PZ_GW08	11/10/2023	17
Reactive Phosphorous	mg/L	DG_A PZ_GW03	17/01/2023	<0.004
Reactive Phosphorous	mg/L	DG_A PZ_GW02	17/01/2023	<0.004
Reactive Phosphorous	mg/L	DG_A PZ_GW05	18/01/2023	<0.004
Reactive Phosphorous	mg/L	DG_A PZ_GW04	18/01/2023	0.007
Reactive Phosphorous	mg/L	DG_A PZ_GW04A	18/01/2023	0.006
Reactive Phosphorous	mg/L	DG_A PZ_BW50	19/01/2023	0.016
Reactive Phosphorous	mg/L	DG_A PZ_GW07	19/01/2023	0.005
Reactive Phosphorous	mg/L	DG_A PZ_BW05	19/01/2023	<0.004
Reactive Phosphorous	mg/L	DG_A PZ_IWB6	23/01/2023	<0.004
Reactive Phosphorous	mg/L	DG_A PZ_IWB2	23/01/2023	0.009
Reactive Phosphorous	mg/L	DG_A PZ_BW28A	23/01/2023	<0.004
Reactive Phosphorous	mg/L	DG_A PZ_BW36A	24/01/2023	0.066
Reactive Phosphorous	mg/L	DG_A PZ_WRK302	13/02/2023	<0.004
Reactive Phosphorous	mg/L	DG_A PZ_GW06	13/02/2023	0.01
Reactive Phosphorous	mg/L	DG_A PZ_GW08	13/02/2023	<0.004
Reactive Phosphorous	mg/L	DG_A PZ_WRK301	13/02/2023	0.016
Reactive Phosphorous	mg/L	DG_A PZ_WRK300	14/02/2023	<0.004
Reactive Phosphorous	mg/L	DG_A PZ_GW01	14/02/2023	<0.004
Reactive Phosphorous	mg/L	DG_A PZ_BW45B	14/02/2023	<0.004
Reactive Phosphorous	mg/L	DG_A PZ_BW45B	18/03/2023	<0.004
Reactive Phosphorous	mg/L	DG_A PZ_BW45B	22/03/2023	<0.004
Reactive Phosphorous	mg/L	DG_A PZ_BW45B	18/04/2023	<0.004
Reactive Phosphorous	mg/L	DG_A PZ_BW45B	18/05/2023	0.006
Reactive Phosphorous	mg/L	DG_A PZ_BW45B	8/06/2023	0.01
Reactive Phosphorous	mg/L	DG_A PZ_GW03	12/07/2023	0.004
Reactive Phosphorous	mg/L	DG_A PZ_GW02	12/07/2023	<0.004
Reactive Phosphorous	mg/L	DG_A PZ_GW01	12/07/2023	<0.004
Reactive Phosphorous	mg/L	DG_A PZ_BW05	12/07/2023	<0.004
Reactive Phosphorous	mg/L	DG_A PZ_BW28A	13/07/2023	0.011
Reactive Phosphorous	mg/L	DG_A PZ_BW45B	17/07/2023	<0.004
Reactive Phosphorous	mg/L	DG_A PZ_GW05	17/07/2023	<0.004
Reactive Phosphorous	mg/L	DG_A PZ_GW04	17/07/2023	<0.004
Reactive Phosphorous	mg/L	DG_A PZ_GW04A	18/07/2023	<0.004
Reactive Phosphorous	mg/L	DG_A PZ_BW36A	18/07/2023	0.012
Reactive Phosphorous	mg/L	DG_A PZ_WRK300	19/07/2023	<0.004
Reactive Phosphorous	mg/L	DG_A PZ_BW50	20/07/2023	0.014
Reactive Phosphorous	mg/L	DG_A PZ_WRK302	20/07/2023	<0.004
Reactive Phosphorous	mg/L	DG_A PZ_GW06	20/07/2023	0.008
Reactive Phosphorous	mg/L	DG_A PZ_BW45B	24/08/2023	0.008
Reactive Phosphorous	mg/L	DG_A PZ_IWB2	4/09/2023	0.013
Reactive Phosphorous	mg/L	DG_A PZ_IWB6	4/09/2023	0.012
Reactive Phosphorous	mg/L	DG_A PZ_GW07	5/09/2023	0.007
Reactive Phosphorous	mg/L	DG_A PZ_BW45B	14/09/2023	0.005
Reactive Phosphorous	mg/L	DG_A PZ_GW08	11/10/2023	0.012
Radium 226	Bq/L	DG_A PZ_GW03	17/01/2023	< 0.03
Radium 226	Bq/L	DG_A PZ_GW02	17/01/2023	< 0.03
Radium 226	Bq/L	DG_A PZ_GW04	18/01/2023	< 0.03
Radium 226	Bq/L	DG_A PZ_GW04A	18/01/2023	0.19
Radium 226	Bq/L	DG_A PZ_BW50	19/01/2023	0.20
Radium 226	Bq/L	DG_A PZ_GW07	19/01/2023	< 0.03
Radium 226	Bq/L	DG_A PZ_BW50	19/01/2023	< 0.03
Radium 226	Bq/L	DG_A PZ_BW28A	23/01/2023	0.28

Variable	Unit	Sample Point	Date	Result
Radium 226	Bq/L	DG_A_I_PZ_BW36A	24/01/2023	0.16
Radium 226	Bq/L	DG_A_I_PZ_WRK302	13/02/2023	0.26
Radium 226	Bq/L	DG_A_I_PZ_WRK301	13/02/2023	< 0.03
Radium 226	Bq/L	DG_A_I_PZ_WRK300	14/02/2023	< 0.02
Radium 226	Bq/L	DG_A_I_PZ_GW01	18/05/2023	0.32
Radium 226	Bq/L	DG_A_I_PZ_BW45B	18/05/2023	0.77
Radium 226	Bq/L	DG_A_I_PZ_GW01	18/05/2023	0.54
Radium 226	Bq/L	DG_A_I_PZ_WRK302	25/05/2023	<0.03
Radium 226	Bq/L	DG_A_I_PZ_BW45B	8/06/2023	1.14
Radium 226	Bq/L	DG_A_I_PZ_BW45B	8/06/2023	0.78
Radium 226	Bq/L	DG_A_I_PZ_GW03	12/07/2023	<0.02
Radium 226	Bq/L	DG_A_I_PZ_GW02	12/07/2023	<0.03
Radium 226	Bq/L	DG_A_I_PZ_GW01	12/07/2023	0.44
Radium 226	Bq/L	DG_A_I_PZ_BW05	12/07/2023	<0.02
Radium 226	Bq/L	DG_A_I_PZ_BW28A	13/07/2023	<0.03
Radium 226	Bq/L	DG_A_I_PZ_BW45B	17/07/2023	0.78
Radium 226	Bq/L	DG_A_I_PZ_BW45B	17/07/2023	0.89
Radium 226	Bq/L	DG_A_I_PZ_GW04	17/07/2023	<0.03
Radium 226	Bq/L	DG_A_I_PZ_GW04A	18/07/2023	<0.03
Radium 226	Bq/L	DG_A_I_PZ_BW36A	18/07/2023	<0.02
Radium 226	Bq/L	DG_A_I_PZ_WRK300	19/07/2023	<0.02
Radium 226	Bq/L	DG_A_I_PZ_BW50	20/07/2023	<0.04
Radium 226	Bq/L	DG_A_I_PZ_WRK302	20/07/2023	<0.04
Radium 226	Bq/L	DG_A_I_PZ_GW06	20/07/2023	<0.02
Radium 226	Bq/L	DG_A_I_PZ_BW45B	24/08/2023	1.30
Radium 226	Bq/L	DG_A_I_PZ_BW45B	24/08/2023	0.65
Radium 226	Bq/L	DG_A_I_PZ_IWB2	4/09/2023	<0.03
Radium 226	Bq/L	DG_A_I_PZ_IWB6	4/09/2023	<0.03
Radium 226	Bq/L	DG_A_I_PZ_GW07	5/09/2023	<0.04
Radium 226	Bq/L	DG_A_I_PZ_BW45B	14/09/2023	1.25
Radium 226	Bq/L	DG_A_I_PZ_BW45B	14/09/2023	0.71
Radium 226	Bq/L	DG_A_I_PZ_GW06	11/10/2023	<0.02
Radium 228	Bq/L	DG_A_I_PZ_GW03	17/01/2023	< 0.03
Radium 228	Bq/L	DG_A_I_PZ_GW02	17/01/2023	0.56
Radium 228	Bq/L	DG_A_I_PZ_GW04	18/01/2023	< 0.06
Radium 228	Bq/L	DG_A_I_PZ_GW04A	18/01/2023	0.45
Radium 228	Bq/L	DG_A_I_PZ_BW50	19/01/2023	0.40
Radium 228	Bq/L	DG_A_I_PZ_GW07	19/01/2023	0.84
Radium 228	Bq/L	DG_A_I_PZ_BW50	19/01/2023	< 0.03
Radium 228	Bq/L	DG_A_I_PZ_BW28A	23/01/2023	< 0.03
Radium 228	Bq/L	DG_A_I_PZ_BW36A	24/01/2023	0.36
Radium 228	Bq/L	DG_A_I_PZ_WRK302	13/02/2023	1.5
Radium 228	Bq/L	DG_A_I_PZ_WRK301	13/02/2023	< 0.03
Radium 228	Bq/L	DG_A_I_PZ_WRK300	14/02/2023	< 0.03
Radium 228	Bq/L	DG_A_I_PZ_GW01	18/05/2023	0.78
Radium 228	Bq/L	DG_A_I_PZ_BW45B	18/05/2023	3.82
Radium 228	Bq/L	DG_A_I_PZ_GW01	18/05/2023	1.6
Radium 228	Bq/L	DG_A_I_PZ_WRK302	25/05/2023	1.5
Radium 228	Bq/L	DG_A_I_PZ_BW45B	8/06/2023	4.48
Radium 228	Bq/L	DG_A_I_PZ_BW45B	8/06/2023	6.3
Radium 228	Bq/L	DG_A_I_PZ_GW03	12/07/2023	<0.03
Radium 228	Bq/L	DG_A_I_PZ_GW02	12/07/2023	0.53
Radium 228	Bq/L	DG_A_I_PZ_GW01	12/07/2023	1.7
Radium 228	Bq/L	DG_A_I_PZ_BW05	12/07/2023	<0.04
Radium 228	Bq/L	DG_A_I_PZ_BW28A	13/07/2023	<0.06
Radium 228	Bq/L	DG_A_I_PZ_BW45B	17/07/2023	3.77
Radium 228	Bq/L	DG_A_I_PZ_BW45B	17/07/2023	7.000
Radium 228	Bq/L	DG_A_I_PZ_GW04	17/07/2023	0.54

Variable	Unit	Sample Point	Date	Result
Radium 228	Bq/L	DG_A_I_PZ_GW04A	18/07/2023	<0.06
Radium 228	Bq/L	DG_A_I_PZ_BW36A	18/07/2023	0.35
Radium 228	Bq/L	DG_A_I_PZ_WRK300	19/07/2023	<0.03
Radium 228	Bq/L	DG_A_I_PZ_BW50	20/07/2023	<0.07
Radium 228	Bq/L	DG_A_I_PZ_WRK302	20/07/2023	1.500
Radium 228	Bq/L	DG_A_I_PZ_GW06	20/07/2023	0.38
Radium 228	Bq/L	DG_A_I_PZ_BW45B	24/08/2023	4.50
Radium 228	Bq/L	DG_A_I_PZ_BW45B	24/08/2023	6.4
Radium 228	Bq/L	DG_A_I_PZ_IWB2	4/09/2023	<0.03
Radium 228	Bq/L	DG_A_I_PZ_IWB6	4/09/2023	<0.03
Radium 228	Bq/L	DG_A_I_PZ_GW07	5/09/2023	1.1
Radium 228	Bq/L	DG_A_I_PZ_BW45B	14/09/2023	4.30
Radium 228	Bq/L	DG_A_I_PZ_BW45B	14/09/2023	7.0
Radium 228	Bq/L	DG_A_I_PZ_GW06	11/10/2023	<0.03
Selenium (Total)	mg/L	DG_A_I_PZ_GW03	17/01/2023	<0.001
Selenium (Total)	mg/L	DG_A_I_PZ_GW02	17/01/2023	<0.001
Selenium (Total)	mg/L	DG_A_I_PZ_GW04	18/01/2023	0.027
Selenium (Total)	mg/L	DG_A_I_PZ_GW05	18/01/2023	0.025
Selenium (Total)	mg/L	DG_A_I_PZ_GW04A	18/01/2023	0.006
Selenium (Total)	mg/L	DG_A_I_PZ_BW50	19/01/2023	0.006
Selenium (Total)	mg/L	DG_A_I_PZ_GW07	19/01/2023	0.011
Selenium (Total)	mg/L	DG_A_I_PZ_BW05	19/01/2023	0.010
Selenium (Total)	mg/L	DG_A_I_PZ_IWB6	23/01/2023	0.002
Selenium (Total)	mg/L	DG_A_I_PZ_IWB2	23/01/2023	<0.001
Selenium (Total)	mg/L	DG_A_I_PZ_BW28A	23/01/2023	0.012
Selenium (Total)	mg/L	DG_A_I_PZ_BW36A	24/01/2023	0.002
Selenium (Total)	mg/L	DG_A_I_PZ_WRK302	13/02/2023	0.011
Selenium (Total)	mg/L	DG_A_I_PZ_GW06	13/02/2023	0.007
Selenium (Total)	mg/L	DG_A_I_PZ_GW08	13/02/2023	0.016
Selenium (Total)	mg/L	DG_A_I_PZ_WRK301	13/02/2023	0.004
Selenium (Total)	mg/L	DG_A_I_PZ_WRK300	14/02/2023	0.002
Selenium (Total)	mg/L	DG_A_I_PZ_GW01	14/02/2023	0.043
Selenium (Total)	mg/L	DG_A_I_PZ_BW45B	14/02/2023	0.022
Selenium (Total)	mg/L	DG_A_I_PZ_GW04A	22/02/2023	0.009
Selenium (Total)	mg/L	DG_A_I_PZ_GW01	22/02/2023	0.035
Selenium (Total)	mg/L	DG_A_I_PZ_GW03	22/02/2023	<0.001
Selenium (Total)	mg/L	DG_A_I_PZ_GW02	22/02/2023	0.002
Selenium (Total)	mg/L	DG_A_I_PZ_BW45B	18/03/2023	0.024
Selenium (Total)	mg/L	DG_A_I_PZ_GW04A	21/03/2023	0.012
Selenium (Total)	mg/L	DG_A_I_PZ_GW03	21/03/2023	0.002
Selenium (Total)	mg/L	DG_A_I_PZ_GW02	21/03/2023	0.002
Selenium (Total)	mg/L	DG_A_I_PZ_GW01	22/03/2023	0.040
Selenium (Total)	mg/L	DG_A_I_PZ_BW45B	18/04/2023	0.024
Selenium (Total)	mg/L	DG_A_I_PZ_GW04A	18/04/2023	0.003
Selenium (Total)	mg/L	DG_A_I_PZ_GW01	18/04/2023	0.033
Selenium (Total)	mg/L	DG_A_I_PZ_GW02	18/04/2023	<0.001
Selenium (Total)	mg/L	DG_A_I_PZ_GW03	19/04/2023	0.001
Selenium (Total)	mg/L	DG_A_I_PZ_GW03	9/05/2023	0.001
Selenium (Total)	mg/L	DG_A_I_PZ_GW01	18/05/2023	0.034
Selenium (Total)	mg/L	DG_A_I_PZ_BW45B	18/05/2023	0.023
Selenium (Total)	mg/L	DG_A_I_PZ_GW04A	25/05/2023	0.010
Selenium (Total)	mg/L	DG_A_I_PZ_GW02	25/05/2023	<0.001
Selenium (Total)	mg/L	DG_A_I_PZ_BW45B	8/06/2023	0.024
Selenium (Total)	mg/L	DG_A_I_PZ_GW01	8/06/2023	0.034
Selenium (Total)	mg/L	DG_A_I_PZ_GW03	15/06/2023	<0.001
Selenium (Total)	mg/L	DG_A_I_PZ_GW02	15/06/2023	0.002
Selenium (Total)	mg/L	DG_A_I_PZ_GW04A	27/06/2023	0.010
Selenium (Total)	mg/L	DG_A_I_PZ_GW03	12/07/2023	0.001

Variable	Unit	Sample Point	Date	Result
Selenium (Total)	mg/L	DG_A_I_PZ_GW02	12/07/2023	0.003
Selenium (Total)	mg/L	DG_A_I_PZ_GW01	12/07/2023	0.040
Selenium (Total)	mg/L	DG_A_I_PZ_BW05	12/07/2023	0.009
Selenium (Total)	mg/L	DG_A_I_PZ_BW28A	13/07/2023	0.014
Selenium (Total)	mg/L	DG_A_I_PZ_BW45B	17/07/2023	0.029
Selenium (Total)	mg/L	DG_A_I_PZ_GW04	17/07/2023	0.023
Selenium (Total)	mg/L	DG_A_I_PZ_GW05	17/07/2023	0.024
Selenium (Total)	mg/L	DG_A_I_PZ_GW04A	18/07/2023	0.007
Selenium (Total)	mg/L	DG_A_I_PZ_BW36A	18/07/2023	<0.001
Selenium (Total)	mg/L	DG_A_I_PZ_WRK300	19/07/2023	0.003
Selenium (Total)	mg/L	DG_A_I_PZ_BW50	20/07/2023	0.006
Selenium (Total)	mg/L	DG_A_I_PZ_WRK302	20/07/2023	0.010
Selenium (Total)	mg/L	DG_A_I_PZ_GW06	20/07/2023	0.007
Selenium (Total)	mg/L	DG_A_I_PZ_GW03	22/08/2023	0.002
Selenium (Total)	mg/L	DG_A_I_PZ_GW02	22/08/2023	0.003
Selenium (Total)	mg/L	DG_A_I_PZ_GW01	23/08/2023	0.026
Selenium (Total)	mg/L	DG_A_I_PZ_GW04A	24/08/2023	0.002
Selenium (Total)	mg/L	DG_A_I_PZ_BW45B	24/08/2023	0.016
Selenium (Total)	mg/L	DG_A_I_PZ_IWB2	4/09/2023	0.001
Selenium (Total)	mg/L	DG_A_I_PZ_IWB6	4/09/2023	0.003
Selenium (Total)	mg/L	DG_A_I_PZ_GW07	5/09/2023	0.013
Selenium (Total)	mg/L	DG_A_I_PZ_GW03	12/09/2023	0.001
Selenium (Total)	mg/L	DG_A_I_PZ_GW02	12/09/2023	0.002
Selenium (Total)	mg/L	DG_A_I_PZ_GW01	12/09/2023	0.056
Selenium (Total)	mg/L	DG_A_I_PZ_GW04A	14/09/2023	0.011
Selenium (Total)	mg/L	DG_A_I_PZ_BW45B	14/09/2023	0.018
Selenium (Total)	mg/L	DG_A_I_PZ_GW03	10/10/2023	0.001
Selenium (Total)	mg/L	DG_A_I_PZ_GW02	10/10/2023	0.002
Selenium (Total)	mg/L	DG_A_I_PZ_GW01	10/10/2023	0.029
Selenium (Total)	mg/L	DG_A_I_PZ_GW04A	11/10/2023	0.015
Selenium (Total)	mg/L	DG_A_I_PZ_GW08	11/10/2023	0.020
Selenium (Total)	mg/L	DG_A_I_PZ_GW03	23/11/2023	0.002
Selenium (Total)	mg/L	DG_A_I_PZ_GW02	28/11/2023	0.002
Selenium (Total)	mg/L	DG_A_I_PZ_GW01	28/11/2023	0.040
Selenium (Total)	mg/L	DG_A_I_PZ_GW04A	28/11/2023	0.017
Selenium (Total)	mg/L	DG_A_I_PZ_GW04A	19/12/2023	0.015
Selenium (Total)	mg/L	DG_A_I_PZ_GW01	19/12/2023	0.030
Selenium (Total)	mg/L	DG_A_I_PZ_GW02	19/12/2023	0.002
Selenium (Total)	mg/L	DG_A_I_PZ_GW03	19/12/2023	0.002
Silver	mg/L	DG_A_I_PZ_GW03	17/01/2023	<0.001
Silver	mg/L	DG_A_I_PZ_GW02	17/01/2023	<0.001
Silver	mg/L	DG_A_I_PZ_GW05	18/01/2023	<0.001
Silver	mg/L	DG_A_I_PZ_GW04	18/01/2023	<0.001
Silver	mg/L	DG_A_I_PZ_GW04A	18/01/2023	<0.001
Silver	mg/L	DG_A_I_PZ_BW50	19/01/2023	<0.001
Silver	mg/L	DG_A_I_PZ_GW07	19/01/2023	<0.001
Silver	mg/L	DG_A_I_PZ_BW05	19/01/2023	<0.001
Silver	mg/L	DG_A_I_PZ_IWB6	23/01/2023	<0.001
Silver	mg/L	DG_A_I_PZ_IWB2	23/01/2023	<0.001
Silver	mg/L	DG_A_I_PZ_BW28A	23/01/2023	<0.001
Silver	mg/L	DG_A_I_PZ_BW36A	24/01/2023	<0.001
Silver	mg/L	DG_A_I_PZ_WRK302	13/02/2023	<0.001
Silver	mg/L	DG_A_I_PZ_GW06	13/02/2023	0.001
Silver	mg/L	DG_A_I_PZ_GW08	13/02/2023	<0.001
Silver	mg/L	DG_A_I_PZ_WRK301	13/02/2023	<0.001
Silver	mg/L	DG_A_I_PZ_WRK300	14/02/2023	<0.001
Silver	mg/L	DG_A_I_PZ_GW01	14/02/2023	<0.001
Silver	mg/L	DG_A_I_PZ_BW45B	14/02/2023	<0.001

Variable	Unit	Sample Point	Date	Result
Silver	mg/L	DG_A_I_PZ_BW45B	18/03/2023	<0.001
Silver	mg/L	DG_A_I_PZ_BW45B	22/03/2023	<0.001
Silver	mg/L	DG_A_I_PZ_BW45B	18/04/2023	<0.001
Silver	mg/L	DG_A_I_PZ_BW45B	18/05/2023	0.001
Silver	mg/L	DG_A_I_PZ_BW45B	8/06/2023	<0.001
Silver	mg/L	DG_A_I_PZ_GW03	12/07/2023	<0.001
Silver	mg/L	DG_A_I_PZ_GW02	12/07/2023	<0.001
Silver	mg/L	DG_A_I_PZ_GW01	12/07/2023	<0.001
Silver	mg/L	DG_A_I_PZ_BW05	12/07/2023	<0.001
Silver	mg/L	DG_A_I_PZ_BW28A	13/07/2023	<0.001
Silver	mg/L	DG_A_I_PZ_BW45B	17/07/2023	<0.001
Silver	mg/L	DG_A_I_PZ_GW05	17/07/2023	<0.001
Silver	mg/L	DG_A_I_PZ_GW04	17/07/2023	<0.001
Silver	mg/L	DG_A_I_PZ_GW04A	18/07/2023	<0.001
Silver	mg/L	DG_A_I_PZ_BW36A	18/07/2023	<0.001
Silver	mg/L	DG_A_I_PZ_WRK300	19/07/2023	0.003
Silver	mg/L	DG_A_I_PZ_BW50	20/07/2023	<0.001
Silver	mg/L	DG_A_I_PZ_WRK302	20/07/2023	0.002
Silver	mg/L	DG_A_I_PZ_GW06	20/07/2023	<0.001
Silver	mg/L	DG_A_I_PZ_BW45B	24/08/2023	<0.001
Silver	mg/L	DG_A_I_PZ_IWB2	4/09/2023	<0.001
Silver	mg/L	DG_A_I_PZ_IWB6	4/09/2023	<0.001
Silver	mg/L	DG_A_I_PZ_GW07	5/09/2023	<0.001
Silver	mg/L	DG_A_I_PZ_BW45B	14/09/2023	<0.001
Silver	mg/L	DG_A_I_PZ_GW08	11/10/2023	<0.001
Sodium	mg/L	DG_A_I_PZ_GW03	17/01/2023	1900
Sodium	mg/L	DG_A_I_PZ_GW02	17/01/2023	1100
Sodium	mg/L	DG_A_I_PZ_GW04	18/01/2023	1400
Sodium	mg/L	DG_A_I_PZ_GW04A	18/01/2023	850
Sodium	mg/L	DG_A_I_PZ_BW50	19/01/2023	1200
Sodium	mg/L	DG_A_I_PZ_GW07	19/01/2023	3200
Sodium	mg/L	DG_A_I_PZ_BW05	19/01/2023	4600
Sodium	mg/L	DG_A_I_PZ_IWB6	23/01/2023	290
Sodium	mg/L	DG_A_I_PZ_IWB2	23/01/2023	600
Sodium	mg/L	DG_A_I_PZ_BW28A	23/01/2023	3500
Sodium	mg/L	DG_A_I_PZ_BW36A	24/01/2023	1700
Sodium	mg/L	DG_A_I_PZ_WRK302	13/02/2023	3500
Sodium	mg/L	DG_A_I_PZ_GW06	13/02/2023	3400
Sodium	mg/L	DG_A_I_PZ_GW08	13/02/2023	3600
Sodium	mg/L	DG_A_I_PZ_WRK301	13/02/2023	1100
Sodium	mg/L	DG_A_I_PZ_WRK300	14/02/2023	930
Sodium	mg/L	DG_A_I_PZ_GW01	14/02/2023	2000
Sodium	mg/L	DG_A_I_PZ_BW45B	14/02/2023	3200
Sodium	mg/L	DG_A_I_PZ_GW04A	22/02/2023	1200
Sodium	mg/L	DG_A_I_PZ_GW01	22/02/2023	1800
Sodium	mg/L	DG_A_I_PZ_GW03	22/02/2023	1900
Sodium	mg/L	DG_A_I_PZ_GW02	22/02/2023	840
Sodium	mg/L	DG_A_I_PZ_BW45B	18/03/2023	3100
Sodium	mg/L	DG_A_I_PZ_GW04A	21/03/2023	1300
Sodium	mg/L	DG_A_I_PZ_GW03	21/03/2023	1900
Sodium	mg/L	DG_A_I_PZ_GW02	21/03/2023	900
Sodium	mg/L	DG_A_I_PZ_GW01	22/03/2023	1800
Sodium	mg/L	DG_A_I_PZ_BW45B	18/04/2023	3100
Sodium	mg/L	DG_A_I_PZ_GW04A	18/04/2023	810
Sodium	mg/L	DG_A_I_PZ_GW01	18/04/2023	1700
Sodium	mg/L	DG_A_I_PZ_GW02	18/04/2023	810
Sodium	mg/L	DG_A_I_PZ_GW03	19/04/2023	1800
Sodium	mg/L	DG_A_I_PZ_GW03	9/05/2023	1800

Variable	Unit	Sample Point	Date	Result
Sodium	mg/L	DG_A_I_PZ_GW01	18/05/2023	1800
Sodium	mg/L	DG_A_I_PZ_BW45B	18/05/2023	2900
Sodium	mg/L	DG_A_I_PZ_GW04A	25/05/2023	1200
Sodium	mg/L	DG_A_I_PZ_GW02	25/05/2023	890
Sodium	mg/L	DG_A_I_PZ_BW45B	8/06/2023	3100
Sodium	mg/L	DG_A_I_PZ_GW01	8/06/2023	1700
Sodium	mg/L	DG_A_I_PZ_GW03	15/06/2023	1800
Sodium	mg/L	DG_A_I_PZ_GW02	15/06/2023	1000
Sodium	mg/L	DG_A_I_PZ_GW04A	27/06/2023	1200
Sodium	mg/L	DG_A_I_PZ_GW03	12/07/2023	1600
Sodium	mg/L	DG_A_I_PZ_GW02	12/07/2023	970
Sodium	mg/L	DG_A_I_PZ_GW01	12/07/2023	1700
Sodium	mg/L	DG_A_I_PZ_BW05	12/07/2023	5100
Sodium	mg/L	DG_A_I_PZ_BW28A	13/07/2023	3300
Sodium	mg/L	DG_A_I_PZ_BW45B	17/07/2023	2900
Sodium	mg/L	DG_A_I_PZ_GW04	17/07/2023	1400
Sodium	mg/L	DG_A_I_PZ_GW04A	18/07/2023	970
Sodium	mg/L	DG_A_I_PZ_BW36A	18/07/2023	1600
Sodium	mg/L	DG_A_I_PZ_WRK300	19/07/2023	900
Sodium	mg/L	DG_A_I_PZ_BW50	20/07/2023	1200
Sodium	mg/L	DG_A_I_PZ_WRK302	20/07/2023	3400
Sodium	mg/L	DG_A_I_PZ_GW06	20/07/2023	3300
Sodium	mg/L	DG_A_I_PZ_GW03	22/08/2023	1700
Sodium	mg/L	DG_A_I_PZ_GW02	22/08/2023	1100
Sodium	mg/L	DG_A_I_PZ_GW01	23/08/2023	1800
Sodium	mg/L	DG_A_I_PZ_GW04A	24/08/2023	800
Sodium	mg/L	DG_A_I_PZ_BW45B	24/08/2023	2800
Sodium	mg/L	DG_A_I_PZ_IWB2	4/09/2023	600
Sodium	mg/L	DG_A_I_PZ_IWB6	4/09/2023	320
Sodium	mg/L	DG_A_I_PZ_GW07	5/09/2023	3200
Sodium	mg/L	DG_A_I_PZ_GW03	12/09/2023	1800
Sodium	mg/L	DG_A_I_PZ_GW02	12/09/2023	1000
Sodium	mg/L	DG_A_I_PZ_GW01	12/09/2023	1700
Sodium	mg/L	DG_A_I_PZ_GW04A	14/09/2023	1100
Sodium	mg/L	DG_A_I_PZ_BW45B	14/09/2023	3000
Sodium	mg/L	DG_A_I_PZ_GW03	10/10/2023	1900
Sodium	mg/L	DG_A_I_PZ_GW02	10/10/2023	1000
Sodium	mg/L	DG_A_I_PZ_GW01	10/10/2023	1900
Sodium	mg/L	DG_A_I_PZ_GW04A	11/10/2023	1200
Sodium	mg/L	DG_A_I_PZ_GW08	11/10/2023	3300
Sodium	mg/L	DG_A_I_PZ_GW03	23/11/2023	1800
Sodium	mg/L	DG_A_I_PZ_GW02	28/11/2023	890
Sodium	mg/L	DG_A_I_PZ_GW01	28/11/2023	1900
Sodium	mg/L	DG_A_I_PZ_GW04A	28/11/2023	1300
Sodium	mg/L	DG_A_I_PZ_GW04A	19/12/2023	1200
Sodium	mg/L	DG_A_I_PZ_GW01	19/12/2023	1900
Sodium	mg/L	DG_A_I_PZ_GW02	19/12/2023	840
Sodium	mg/L	DG_A_I_PZ_GW03	19/12/2023	1700
Sulfate	mg/L	DG_A_I_PZ_GW03	17/01/2023	520
Sulfate	mg/L	DG_A_I_PZ_GW02	17/01/2023	320
Sulfate	mg/L	DG_A_I_PZ_GW04	18/01/2023	630
Sulfate	mg/L	DG_A_I_PZ_GW04A	18/01/2023	150
Sulfate	mg/L	DG_A_I_PZ_BW50	19/01/2023	340
Sulfate	mg/L	DG_A_I_PZ_GW07	19/01/2023	880
Sulfate	mg/L	DG_A_I_PZ_BW05	19/01/2023	760
Sulfate	mg/L	DG_A_I_PZ_IWB6	23/01/2023	200
Sulfate	mg/L	DG_A_I_PZ_IWB2	23/01/2023	130
Sulfate	mg/L	DG_A_I_PZ_BW28A	23/01/2023	910

Variable	Unit	Sample Point	Date	Result
Sulfate	mg/L	DG_A_I_PZ_BW36A	24/01/2023	340
Sulfate	mg/L	DG_A_I_PZ_WRK302	13/02/2023	1400
Sulfate	mg/L	DG_A_I_PZ_GW06	13/02/2023	1400
Sulfate	mg/L	DG_A_I_PZ_GW08	13/02/2023	1300
Sulfate	mg/L	DG_A_I_PZ_WRK301	13/02/2023	390
Sulfate	mg/L	DG_A_I_PZ_WRK300	14/02/2023	370
Sulfate	mg/L	DG_A_I_PZ_GW01	14/02/2023	470
Sulfate	mg/L	DG_A_I_PZ_BW45B	14/02/2023	1000
Sulfate	mg/L	DG_A_I_PZ_GW04A	22/02/2023	300
Sulfate	mg/L	DG_A_I_PZ_GW01	22/02/2023	460
Sulfate	mg/L	DG_A_I_PZ_GW03	22/02/2023	480
Sulfate	mg/L	DG_A_I_PZ_GW02	22/02/2023	260
Sulfate	mg/L	DG_A_I_PZ_BW45B	18/03/2023	950
Sulfate	mg/L	DG_A_I_PZ_GW04A	21/03/2023	330
Sulfate	mg/L	DG_A_I_PZ_GW03	21/03/2023	430
Sulfate	mg/L	DG_A_I_PZ_GW02	21/03/2023	230
Sulfate	mg/L	DG_A_I_PZ_GW01	22/03/2023	410
Sulfate	mg/L	DG_A_I_PZ_BW45B	18/04/2023	950
Sulfate	mg/L	DG_A_I_PZ_GW04A	18/04/2023	130
Sulfate	mg/L	DG_A_I_PZ_GW01	18/04/2023	430
Sulfate	mg/L	DG_A_I_PZ_GW02	18/04/2023	180
Sulfate	mg/L	DG_A_I_PZ_GW03	19/04/2023	540
Sulfate	mg/L	DG_A_I_PZ_GW03	9/05/2023	460
Sulfate	mg/L	DG_A_I_PZ_GW01	18/05/2023	440
Sulfate	mg/L	DG_A_I_PZ_BW45B	18/05/2023	980
Sulfate	mg/L	DG_A_I_PZ_GW04A	25/05/2023	280
Sulfate	mg/L	DG_A_I_PZ_GW02	25/05/2023	200
Sulfate	mg/L	DG_A_I_PZ_BW45B	8/06/2023	940
Sulfate	mg/L	DG_A_I_PZ_GW01	8/06/2023	390
Sulfate	mg/L	DG_A_I_PZ_GW03	15/06/2023	440
Sulfate	mg/L	DG_A_I_PZ_GW02	15/06/2023	290
Sulfate	mg/L	DG_A_I_PZ_GW04A	27/06/2023	290
Sulfate	mg/L	DG_A_I_PZ_GW03	12/07/2023	470
Sulfate	mg/L	DG_A_I_PZ_GW02	12/07/2023	290
Sulfate	mg/L	DG_A_I_PZ_GW01	12/07/2023	420
Sulfate	mg/L	DG_A_I_PZ_BW05	12/07/2023	780
Sulfate	mg/L	DG_A_I_PZ_BW28A	13/07/2023	810
Sulfate	mg/L	DG_A_I_PZ_BW45B	17/07/2023	1000
Sulfate	mg/L	DG_A_I_PZ_GW04	17/07/2023	510
Sulfate	mg/L	DG_A_I_PZ_GW04A	18/07/2023	230
Sulfate	mg/L	DG_A_I_PZ_BW36A	18/07/2023	310
Sulfate	mg/L	DG_A_I_PZ_WRK300	19/07/2023	340
Sulfate	mg/L	DG_A_I_PZ_BW50	20/07/2023	280
Sulfate	mg/L	DG_A_I_PZ_WRK302	20/07/2023	1300
Sulfate	mg/L	DG_A_I_PZ_GW06	20/07/2023	1400
Sulfate	mg/L	DG_A_I_PZ_GW03	22/08/2023	430
Sulfate	mg/L	DG_A_I_PZ_GW02	22/08/2023	280
Sulfate	mg/L	DG_A_I_PZ_GW01	23/08/2023	390
Sulfate	mg/L	DG_A_I_PZ_GW04A	24/08/2023	110
Sulfate	mg/L	DG_A_I_PZ_BW45B	24/08/2023	920
Sulfate	mg/L	DG_A_I_PZ_IWB2	4/09/2023	130
Sulfate	mg/L	DG_A_I_PZ_IWB6	4/09/2023	200
Sulfate	mg/L	DG_A_I_PZ_GW07	5/09/2023	890
Sulfate	mg/L	DG_A_I_PZ_GW03	12/09/2023	530
Sulfate	mg/L	DG_A_I_PZ_GW02	12/09/2023	290
Sulfate	mg/L	DG_A_I_PZ_GW01	12/09/2023	440
Sulfate	mg/L	DG_A_I_PZ_GW04A	14/09/2023	290
Sulfate	mg/L	DG_A_I_PZ_BW45B	14/09/2023	950

Variable	Unit	Sample Point	Date	Result
Sulfate	mg/L	DG_A_I_PZ_GW03	10/10/2023	440
Sulfate	mg/L	DG_A_I_PZ_GW02	10/10/2023	260
Sulfate	mg/L	DG_A_I_PZ_GW01	10/10/2023	420
Sulfate	mg/L	DG_A_I_PZ_GW04A	11/10/2023	310
Sulfate	mg/L	DG_A_I_PZ_GW08	11/10/2023	1200
Sulfate	mg/L	DG_A_I_PZ_GW03	23/11/2023	400
Sulfate	mg/L	DG_A_I_PZ_GW02	28/11/2023	170
Sulfate	mg/L	DG_A_I_PZ_GW01	28/11/2023	350
Sulfate	mg/L	DG_A_I_PZ_GW04A	28/11/2023	350
Sulfate	mg/L	DG_A_I_PZ_GW04A	19/12/2023	330
Sulfate	mg/L	DG_A_I_PZ_GW01	19/12/2023	510
Sulfate	mg/L	DG_A_I_PZ_GW02	19/12/2023	130
Sulfate	mg/L	DG_A_I_PZ_GW03	19/12/2023	390
Thorium	mg/L	DG_A_I_PZ_GW03	17/01/2023	<0.002
Thorium	mg/L	DG_A_I_PZ_GW02	17/01/2023	<0.002
Thorium	mg/L	DG_A_I_PZ_GW05	18/01/2023	<0.002
Thorium	mg/L	DG_A_I_PZ_GW04	18/01/2023	<0.002
Thorium	mg/L	DG_A_I_PZ_GW04A	18/01/2023	<0.002
Thorium	mg/L	DG_A_I_PZ_BW50	19/01/2023	<0.002
Thorium	mg/L	DG_A_I_PZ_GW07	19/01/2023	<0.002
Thorium	mg/L	DG_A_I_PZ_BW05	19/01/2023	<0.002
Thorium	mg/L	DG_A_I_PZ_IWB6	23/01/2023	<0.002
Thorium	mg/L	DG_A_I_PZ_IWB2	23/01/2023	<0.002
Thorium	mg/L	DG_A_I_PZ_BW28A	23/01/2023	<0.002
Thorium	mg/L	DG_A_I_PZ_BW36A	24/01/2023	<0.002
Thorium	mg/L	DG_A_I_PZ_WRK302	13/02/2023	<0.002
Thorium	mg/L	DG_A_I_PZ_GW06	13/02/2023	<0.002
Thorium	mg/L	DG_A_I_PZ_GW08	13/02/2023	<0.002
Thorium	mg/L	DG_A_I_PZ_WRK301	13/02/2023	<0.002
Thorium	mg/L	DG_A_I_PZ_WRK300	14/02/2023	<0.002
Thorium	mg/L	DG_A_I_PZ_GW01	14/02/2023	<0.002
Thorium	mg/L	DG_A_I_PZ_BW45B	14/02/2023	<0.002
Thorium	mg/L	DG_A_I_PZ_BW45B	18/03/2023	<0.002
Thorium	mg/L	DG_A_I_PZ_BW45B	22/03/2023	<0.002
Thorium	mg/L	DG_A_I_PZ_BW45B	18/04/2023	<0.002
Thorium	mg/L	DG_A_I_PZ_BW45B	18/05/2023	<0.002
Thorium	mg/L	DG_A_I_PZ_BW45B	8/06/2023	<0.002
Thorium	mg/L	DG_A_I_PZ_GW03	12/07/2023	<0.002
Thorium	mg/L	DG_A_I_PZ_GW02	12/07/2023	<0.002
Thorium	mg/L	DG_A_I_PZ_GW01	12/07/2023	<0.002
Thorium	mg/L	DG_A_I_PZ_BW05	12/07/2023	<0.002
Thorium	mg/L	DG_A_I_PZ_BW28A	13/07/2023	<0.002
Thorium	mg/L	DG_A_I_PZ_BW45B	17/07/2023	<0.002
Thorium	mg/L	DG_A_I_PZ_GW05	17/07/2023	<0.002
Thorium	mg/L	DG_A_I_PZ_GW04	17/07/2023	<0.002
Thorium	mg/L	DG_A_I_PZ_GW04A	18/07/2023	<0.002
Thorium	mg/L	DG_A_I_PZ_BW36A	18/07/2023	<0.002
Thorium	mg/L	DG_A_I_PZ_WRK300	19/07/2023	<0.002
Thorium	mg/L	DG_A_I_PZ_BW50	20/07/2023	<0.002
Thorium	mg/L	DG_A_I_PZ_WRK302	20/07/2023	<0.002
Thorium	mg/L	DG_A_I_PZ_GW06	20/07/2023	<0.002
Thorium	mg/L	DG_A_I_PZ_BW45B	24/08/2023	<0.002
Thorium	mg/L	DG_A_I_PZ_IWB2	4/09/2023	<0.002
Thorium	mg/L	DG_A_I_PZ_IWB6	4/09/2023	0.0023
Thorium	mg/L	DG_A_I_PZ_GW07	5/09/2023	0.016
Thorium	mg/L	DG_A_I_PZ_BW45B	14/09/2023	<0.002
Thorium	mg/L	DG_A_I_PZ_GW08	11/10/2023	<0.002
Total Dissolved Solids	mg/L	DG_A_I_PZ_GW03	17/01/2023	6500

Variable	Unit	Sample Point	Date	Result
Total Dissolved Solids	mg/L	DG_A_I_PZ_GW02	17/01/2023	3600
Total Dissolved Solids	mg/L	DG_A_I_PZ_GW04	18/01/2023	5000
Total Dissolved Solids	mg/L	DG_A_I_PZ_GW04A	18/01/2023	3500
Total Dissolved Solids	mg/L	DG_A_I_PZ_BW50	19/01/2023	5300
Total Dissolved Solids	mg/L	DG_A_I_PZ_GW07	19/01/2023	12000
Total Dissolved Solids	mg/L	DG_A_I_PZ_BW05	19/01/2023	16750
Total Dissolved Solids	mg/L	DG_A_I_PZ_IWB6	23/01/2023	1000
Total Dissolved Solids	mg/L	DG_A_I_PZ_IWB2	23/01/2023	2100
Total Dissolved Solids	mg/L	DG_A_I_PZ_BW28A	23/01/2023	13000
Total Dissolved Solids	mg/L	DG_A_I_PZ_BW36A	24/01/2023	5300
Total Dissolved Solids	mg/L	DG_A_I_PZ_WRK302	13/02/2023	13000
Total Dissolved Solids	mg/L	DG_A_I_PZ_GW06	13/02/2023	14000
Total Dissolved Solids	mg/L	DG_A_I_PZ_GW08	13/02/2023	15000
Total Dissolved Solids	mg/L	DG_A_I_PZ_WRK301	13/02/2023	3700
Total Dissolved Solids	mg/L	DG_A_I_PZ_WRK300	14/02/2023	3400
Total Dissolved Solids	mg/L	DG_A_I_PZ_GW01	14/02/2023	7100
Total Dissolved Solids	mg/L	DG_A_I_PZ_BW45B	14/02/2023	11000
Total Dissolved Solids	mg/L	DG_A_I_PZ_GW04A	22/02/2023	4900
Total Dissolved Solids	mg/L	DG_A_I_PZ_GW01	22/02/2023	7800
Total Dissolved Solids	mg/L	DG_A_I_PZ_GW03	22/02/2023	7500
Total Dissolved Solids	mg/L	DG_A_I_PZ_GW02	22/02/2023	3300
Total Dissolved Solids	mg/L	DG_A_I_PZ_BW45B	18/03/2023	11000
Total Dissolved Solids	mg/L	DG_A_I_PZ_GW04A	21/03/2023	5300
Total Dissolved Solids	mg/L	DG_A_I_PZ_GW03	21/03/2023	7300
Total Dissolved Solids	mg/L	DG_A_I_PZ_GW02	21/03/2023	3200
Total Dissolved Solids	mg/L	DG_A_I_PZ_GW01	22/03/2023	7600
Total Dissolved Solids	mg/L	DG_A_I_PZ_BW45B	18/04/2023	11000
Total Dissolved Solids	mg/L	DG_A_I_PZ_GW04A	18/04/2023	3400
Total Dissolved Solids	mg/L	DG_A_I_PZ_GW01	18/04/2023	7400
Total Dissolved Solids	mg/L	DG_A_I_PZ_GW02	18/04/2023	3000
Total Dissolved Solids	mg/L	DG_A_I_PZ_GW03	19/04/2023	7100
Total Dissolved Solids	mg/L	DG_A_I_PZ_GW03	9/05/2023	6900
Total Dissolved Solids	mg/L	DG_A_I_PZ_GW01	18/05/2023	7000
Total Dissolved Solids	mg/L	DG_A_I_PZ_BW45B	18/05/2023	11000
Total Dissolved Solids	mg/L	DG_A_I_PZ_GW04A	25/05/2023	4500
Total Dissolved Solids	mg/L	DG_A_I_PZ_GW02	25/05/2023	3100
Total Dissolved Solids	mg/L	DG_A_I_PZ_BW45B	8/06/2023	11000
Total Dissolved Solids	mg/L	DG_A_I_PZ_GW01	8/06/2023	6900
Total Dissolved Solids	mg/L	DG_A_I_PZ_GW03	15/06/2023	6800
Total Dissolved Solids	mg/L	DG_A_I_PZ_GW02	15/06/2023	3600
Total Dissolved Solids	mg/L	DG_A_I_PZ_GW04A	27/06/2023	4600
Total Dissolved Solids	mg/L	DG_A_I_PZ_GW03	12/07/2023	6500
Total Dissolved Solids	mg/L	DG_A_I_PZ_GW02	12/07/2023	3400
Total Dissolved Solids	mg/L	DG_A_I_PZ_GW01	12/07/2023	6300
Total Dissolved Solids	mg/L	DG_A_I_PZ_BW05	12/07/2023	17000
Total Dissolved Solids	mg/L	DG_A_I_PZ_BW28A	13/07/2023	14000
Total Dissolved Solids	mg/L	DG_A_I_PZ_BW45B	17/07/2023	10000
Total Dissolved Solids	mg/L	DG_A_I_PZ_GW04	17/07/2023	4300
Total Dissolved Solids	mg/L	DG_A_I_PZ_GW04A	18/07/2023	3400
Total Dissolved Solids	mg/L	DG_A_I_PZ_BW36A	18/07/2023	4800
Total Dissolved Solids	mg/L	DG_A_I_PZ_WRK300	19/07/2023	3100
Total Dissolved Solids	mg/L	DG_A_I_PZ_BW50	20/07/2023	4900
Total Dissolved Solids	mg/L	DG_A_I_PZ_WRK302	20/07/2023	12000
Total Dissolved Solids	mg/L	DG_A_I_PZ_GW06	20/07/2023	14000
Total Dissolved Solids	mg/L	DG_A_I_PZ_GW03	22/08/2023	6900
Total Dissolved Solids	mg/L	DG_A_I_PZ_GW02	22/08/2023	3600
Total Dissolved Solids	mg/L	DG_A_I_PZ_GW01	23/08/2023	6900
Total Dissolved Solids	mg/L	DG_A_I_PZ_GW04A	24/08/2023	3100

Variable	Unit	Sample Point	Date	Result
Total Dissolved Solids	mg/L	DG_A_I_PZ_BW45B	24/08/2023	11000
Total Dissolved Solids	mg/L	DG_A_I_PZ_IWB2	4/09/2023	2100
Total Dissolved Solids	mg/L	DG_A_I_PZ_IWB6	4/09/2023	1100
Total Dissolved Solids	mg/L	DG_A_I_PZ_GW07	5/09/2023	11000
Total Dissolved Solids	mg/L	DG_A_I_PZ_GW03	12/09/2023	6700
Total Dissolved Solids	mg/L	DG_A_I_PZ_GW02	12/09/2023	3400
Total Dissolved Solids	mg/L	DG_A_I_PZ_GW01	12/09/2023	6600
Total Dissolved Solids	mg/L	DG_A_I_PZ_GW04A	14/09/2023	4400
Total Dissolved Solids	mg/L	DG_A_I_PZ_BW45B	14/09/2023	11000
Total Dissolved Solids	mg/L	DG_A_I_PZ_GW03	10/10/2023	7200
Total Dissolved Solids	mg/L	DG_A_I_PZ_GW02	10/10/2023	3400
Total Dissolved Solids	mg/L	DG_A_I_PZ_GW01	10/10/2023	6700
Total Dissolved Solids	mg/L	DG_A_I_PZ_GW04A	11/10/2023	4600
Total Dissolved Solids	mg/L	DG_A_I_PZ_GW08	11/10/2023	13000
Total Dissolved Solids	mg/L	DG_A_I_PZ_GW03	23/11/2023	7500
Total Dissolved Solids	mg/L	DG_A_I_PZ_GW02	28/11/2023	3200
Total Dissolved Solids	mg/L	DG_A_I_PZ_GW01	28/11/2023	7200
Total Dissolved Solids	mg/L	DG_A_I_PZ_GW04A	28/11/2023	5000
Total Dissolved Solids	mg/L	DG_A_I_PZ_GW04A	19/12/2023	4400
Total Dissolved Solids	mg/L	DG_A_I_PZ_GW01	19/12/2023	6800
Total Dissolved Solids	mg/L	DG_A_I_PZ_GW02	19/12/2023	2900
Total Dissolved Solids	mg/L	DG_A_I_PZ_GW03	19/12/2023	6800
Uranium (Total)	mg/L	DG_A_I_PZ_GW03	17/01/2023	0.0002
Uranium (Total)	mg/L	DG_A_I_PZ_GW02	17/01/2023	< 0.0001
Uranium (Total)	mg/L	DG_A_I_PZ_GW04	18/01/2023	< 0.0001
Uranium (Total)	mg/L	DG_A_I_PZ_GW04	18/01/2023	<0.001
Uranium (Total)	mg/L	DG_A_I_PZ_GW04A	18/01/2023	< 0.0001
Uranium (Total)	mg/L	DG_A_I_PZ_BW50	19/01/2023	0.0047
Uranium (Total)	mg/L	DG_A_I_PZ_GW07	19/01/2023	<0.001
Uranium (Total)	mg/L	DG_A_I_PZ_BW05	19/01/2023	0.004
Uranium (Total)	mg/L	DG_A_I_PZ_BW50	19/01/2023	0.0039
Uranium (Total)	mg/L	DG_A_I_PZ_IWB6	23/01/2023	<0.001
Uranium (Total)	mg/L	DG_A_I_PZ_IWB2	23/01/2023	<0.001
Uranium (Total)	mg/L	DG_A_I_PZ_BW28A	23/01/2023	0.009
Uranium (Total)	mg/L	DG_A_I_PZ_BW36A	24/01/2023	0.0001
Uranium (Total)	mg/L	DG_A_I_PZ_WRK302	13/02/2023	<0.001
Uranium (Total)	mg/L	DG_A_I_PZ_GW06	13/02/2023	0.003
Uranium (Total)	mg/L	DG_A_I_PZ_GW08	13/02/2023	0.001
Uranium (Total)	mg/L	DG_A_I_PZ_WRK301	13/02/2023	0.003
Uranium (Total)	mg/L	DG_A_I_PZ_WRK300	14/02/2023	0.0002
Uranium (Total)	mg/L	DG_A_I_PZ_GW01	14/02/2023	0.002
Uranium (Total)	mg/L	DG_A_I_PZ_BW45B	14/02/2023	0.032
Uranium (Total)	mg/L	DG_A_I_PZ_GW04A	22/02/2023	< 0.0001
Uranium (Total)	mg/L	DG_A_I_PZ_GW03	22/02/2023	0.0003
Uranium (Total)	mg/L	DG_A_I_PZ_GW02	22/02/2023	< 0.0001
Uranium (Total)	mg/L	DG_A_I_PZ_GW01	22/02/2023	0.0021
Uranium (Total)	mg/L	DG_A_I_PZ_BW45B	18/03/2023	0.029
Uranium (Total)	mg/L	DG_A_I_PZ_GW04A	21/03/2023	< 0.0001
Uranium (Total)	mg/L	DG_A_I_PZ_GW03	21/03/2023	0.0002
Uranium (Total)	mg/L	DG_A_I_PZ_GW02	21/03/2023	< 0.0001
Uranium (Total)	mg/L	DG_A_I_PZ_GW01	22/03/2023	0.0018
Uranium (Total)	mg/L	DG_A_I_PZ_BW45B	18/04/2023	0.029
Uranium (Total)	mg/L	DG_A_I_PZ_GW04A	18/04/2023	< 0.0001
Uranium (Total)	mg/L	DG_A_I_PZ_GW01	18/04/2023	0.0018
Uranium (Total)	mg/L	DG_A_I_PZ_GW02	18/04/2023	< 0.0001
Uranium (Total)	mg/L	DG_A_I_PZ_GW03	19/04/2023	0.0003
Uranium (Total)	mg/L	DG_A_I_PZ_GW03	9/05/2023	0.0003
Uranium (Total)	mg/L	DG_A_I_PZ_GW01	18/05/2023	<0.002

Variable	Unit	Sample Point	Date	Result
Uranium (Total)	mg/L	DG_A_I_PZ_BW45B	18/05/2023	<0.002
Uranium (Total)	mg/L	DG_A_I_PZ_GW01	18/05/2023	0.0025
Uranium (Total)	mg/L	DG_A_I_PZ_GW04A	25/05/2023	<0.0001
Uranium (Total)	mg/L	DG_A_I_PZ_GW02	25/05/2023	<0.0001
Uranium (Total)	mg/L	DG_A_I_PZ_WRK302	25/05/2023	0.0008
Uranium (Total)	mg/L	DG_A_I_PZ_BW45B	8/06/2023	<0.002
Uranium (Total)	mg/L	DG_A_I_PZ_GW01	8/06/2023	0.0017
Uranium (Total)	mg/L	DG_A_I_PZ_GW03	15/06/2023	0.0002
Uranium (Total)	mg/L	DG_A_I_PZ_GW02	15/06/2023	<0.0001
Uranium (Total)	mg/L	DG_A_I_PZ_GW04A	27/06/2023	<0.0001
Uranium (Total)	mg/L	DG_A_I_PZ_GW03	12/07/2023	<0.001
Uranium (Total)	mg/L	DG_A_I_PZ_GW02	12/07/2023	<0.0001
Uranium (Total)	mg/L	DG_A_I_PZ_GW01	12/07/2023	0.0028
Uranium (Total)	mg/L	DG_A_I_PZ_BW05	12/07/2023	0.004
Uranium (Total)	mg/L	DG_A_I_PZ_BW28A	13/07/2023	0.010
Uranium (Total)	mg/L	DG_A_I_PZ_BW45B	17/07/2023	<0.002
Uranium (Total)	mg/L	DG_A_I_PZ_GW04	17/07/2023	<0.001
Uranium (Total)	mg/L	DG_A_I_PZ_GW04A	18/07/2023	<0.0001
Uranium (Total)	mg/L	DG_A_I_PZ_BW36A	18/07/2023	<0.001
Uranium (Total)	mg/L	DG_A_I_PZ_WRK300	19/07/2023	<0.0001
Uranium (Total)	mg/L	DG_A_I_PZ_BW50	20/07/2023	0.005
Uranium (Total)	mg/L	DG_A_I_PZ_WRK302	20/07/2023	<0.001
Uranium (Total)	mg/L	DG_A_I_PZ_GW06	20/07/2023	0.0040
Uranium (Total)	mg/L	DG_A_I_PZ_GW03	22/08/2023	0.0002
Uranium (Total)	mg/L	DG_A_I_PZ_GW02	22/08/2023	<0.0001
Uranium (Total)	mg/L	DG_A_I_PZ_GW01	23/08/2023	0.0023
Uranium (Total)	mg/L	DG_A_I_PZ_GW04	24/08/2023	<0.0001
Uranium (Total)	mg/L	DG_A_I_PZ_BW45B	24/08/2023	<0.002
Uranium (Total)	mg/L	DG_A_I_PZ_IWB2	4/09/2023	<0.001
Uranium (Total)	mg/L	DG_A_I_PZ_IWB6	4/09/2023	<0.001
Uranium (Total)	mg/L	DG_A_I_PZ_GW07	5/09/2023	<0.001
Uranium (Total)	mg/L	DG_A_I_PZ_GW03	12/09/2023	<0.0005
Uranium (Total)	mg/L	DG_A_I_PZ_GW02	12/09/2023	<0.0005
Uranium (Total)	mg/L	DG_A_I_PZ_GW01	12/09/2023	0.0028
Uranium (Total)	mg/L	DG_A_I_PZ_GW04A	14/09/2023	<0.0005
Uranium (Total)	mg/L	DG_A_I_PZ_BW45B	14/09/2023	0.03
Uranium (Total)	mg/L	DG_A_I_PZ_GW03	10/10/2023	0.0002
Uranium (Total)	mg/L	DG_A_I_PZ_GW02	10/10/2023	<0.0001
Uranium (Total)	mg/L	DG_A_I_PZ_GW01	10/10/2023	0.0028
Uranium (Total)	mg/L	DG_A_I_PZ_GW04A	11/10/2023	<0.0001
Uranium (Total)	mg/L	DG_A_I_PZ_GW06	11/10/2023	0.0014
Uranium (Total)	mg/L	DG_A_I_PZ_GW08	11/10/2023	0.002
Uranium (Total)	mg/L	DG_A_I_PZ_GW03	23/11/2023	0.0002
Uranium (Total)	mg/L	DG_A_I_PZ_GW02	28/11/2023	<0.0001
Uranium (Total)	mg/L	DG_A_I_PZ_GW01	28/11/2023	0.002
Uranium (Total)	mg/L	DG_A_I_PZ_GW04A	28/11/2023	<0.0001
Uranium (Total)	mg/L	DG_A_I_PZ_GW04A	19/12/2023	<0.0001
Uranium (Total)	mg/L	DG_A_I_PZ_GW01	19/12/2023	0.0019
Uranium (Total)	mg/L	DG_A_I_PZ_GW02	19/12/2023	<0.0001
Uranium (Total)	mg/L	DG_A_I_PZ_GW03	19/12/2023	0.0002
Uranium 238	Bq/L	DG_A_I_PZ_GW03	17/01/2023	0.002
Uranium 238	Bq/L	DG_A_I_PZ_GW02	17/01/2023	< 0.001
Uranium 238	Bq/L	DG_A_I_PZ_GW04	18/01/2023	< 0.001
Uranium 238	Bq/L	DG_A_I_PZ_GW04A	18/01/2023	< 0.001
Uranium 238	Bq/L	DG_A_I_PZ_BW50	19/01/2023	0.058
Uranium 238	Bq/L	DG_A_I_PZ_GW07	19/01/2023	0.005
Uranium 238	Bq/L	DG_A_I_PZ_BW50	19/01/2023	0.048
Uranium 238	Bq/L	DG_A_I_PZ_BW28A	23/01/2023	0.12

Variable	Unit	Sample Point	Date	Result
Uranium 238	Bq/L	DG_A_I_PZ_BW36A	24/01/2023	0.001
Uranium 238	Bq/L	DG_A_I_PZ_BW45B	14/02/2023	0.320
Uranium 238	Bq/L	DG_A_I_PZ_WRK302	13/02/2023	0.009
Uranium 238	Bq/L	DG_A_I_PZ_WRK301	13/02/2023	0.033
Uranium 238	Bq/L	DG_A_I_PZ_WRK300	14/02/2023	0.002
Uranium 238	Bq/L	DG_A_I_PZ_GW04A	22/02/2023	< 0.001
Uranium 238	Bq/L	DG_A_I_PZ_GW03	22/02/2023	0.004
Uranium 238	Bq/L	DG_A_I_PZ_GW02	22/02/2023	< 0.001
Uranium 238	Bq/L	DG_A_I_PZ_GW01	22/02/2023	0.026
Uranium 238	Bq/L	DG_A_I_PZ_GW04A	21/03/2023	< 0.001
Uranium 238	Bq/L	DG_A_I_PZ_GW03	21/03/2023	0.002
Uranium 238	Bq/L	DG_A_I_PZ_GW02	21/03/2023	< 0.001
Uranium 238	Bq/L	DG_A_I_PZ_BW45B	22/03/2023	0.360
Uranium 238	Bq/L	DG_A_I_PZ_GW01	22/03/2023	0.022
Uranium 238	Bq/L	DG_A_I_PZ_GW04A	18/04/2023	< 0.001
Uranium 238	Bq/L	DG_A_I_PZ_GW01	18/04/2023	0.022
Uranium 238	Bq/L	DG_A_I_PZ_GW02	18/04/2023	< 0.001
Uranium 238	Bq/L	DG_A_I_PZ_GW03	19/04/2023	0.004
Uranium 238	Bq/L	DG_A_I_PZ_BW45B	18/04/2023	0.0320
Uranium 238	Bq/L	DG_A_I_PZ_GW03	9/05/2023	0.004
Uranium 238	Bq/L	DG_A_I_PZ_GW01	18/05/2023	<0.025
Uranium 238	Bq/L	DG_A_I_PZ_BW45B	18/05/2023	<0.025
Uranium 238	Bq/L	DG_A_I_PZ_GW01	18/05/2023	0.03
Uranium 238	Bq/L	DG_A_I_PZ_GW04A	25/05/2023	<0.001
Uranium 238	Bq/L	DG_A_I_PZ_GW02	25/05/2023	<0.001
Uranium 238	Bq/L	DG_A_I_PZ_WRK302	25/05/2023	0.010
Uranium 238	Bq/L	DG_A_I_PZ_BW45B	8/06/2023	<0.025
Uranium 238	Bq/L	DG_A_I_PZ_BW45B	8/06/2023	0.37
Uranium 238	Bq/L	DG_A_I_PZ_GW01	8/06/2023	0.021
Uranium 238	Bq/L	DG_A_I_PZ_GW03	15/06/2023	0.002
Uranium 238	Bq/L	DG_A_I_PZ_GW02	15/06/2023	<0.001
Uranium 238	Bq/L	DG_A_I_PZ_GW04A	27/06/2023	<0.001
Uranium 238	Bq/L	DG_A_I_PZ_GW03	12/07/2023	0.004
Uranium 238	Bq/L	DG_A_I_PZ_GW02	12/07/2023	<0.001
Uranium 238	Bq/L	DG_A_I_PZ_GW01	12/07/2023	0.035
Uranium 238	Bq/L	DG_A_I_PZ_BW05	12/07/2023	0.053
Uranium 238	Bq/L	DG_A_I_PZ_BW28A	13/07/2023	0.14
Uranium 238	Bq/L	DG_A_I_PZ_BW45B	17/07/2023	<0.025
Uranium 238	Bq/L	DG_A_I_PZ_BW45B	17/07/2023	0.42
Uranium 238	Bq/L	DG_A_I_PZ_GW04	17/07/2023	0.002
Uranium 238	Bq/L	DG_A_I_PZ_GW04A	18/07/2023	<0.001
Uranium 238	Bq/L	DG_A_I_PZ_BW36A	18/07/2023	0.001
Uranium 238	Bq/L	DG_A_I_PZ_WRK300	19/07/2023	<0.001
Uranium 238	Bq/L	DG_A_I_PZ_BW50	20/07/2023	0.067
Uranium 238	Bq/L	DG_A_I_PZ_WRK302	20/07/2023	0.01
Uranium 238	Bq/L	DG_A_I_PZ_GW06	20/07/2023	0.050
Uranium 238	Bq/L	DG_A_I_PZ_GW03	22/08/2023	0.002
Uranium 238	Bq/L	DG_A_I_PZ_GW02	22/08/2023	<0.001
Uranium 238	Bq/L	DG_A_I_PZ_GW01	23/08/2023	0.029
Uranium 238	Bq/L	DG_A_I_PZ_GW04	24/08/2023	<0.001
Uranium 238	Bq/L	DG_A_I_PZ_BW45B	24/08/2023	<0.025
Uranium 238	Bq/L	DG_A_I_PZ_BW45B	24/08/2023	0.37
Uranium 238	Bq/L	DG_A_I_PZ_IWB2	4/09/2023	0.002
Uranium 238	Bq/L	DG_A_I_PZ_IWB6	4/09/2023	0.004
Uranium 238	Bq/L	DG_A_I_PZ_GW07	5/09/2023	0.006
Uranium 238	Bq/L	DG_A_I_PZ_GW03	12/09/2023	<0.005
Uranium 238	Bq/L	DG_A_I_PZ_GW02	12/09/2023	<0.005
Uranium 238	Bq/L	DG_A_I_PZ_GW01	12/09/2023	0.035

Variable	Unit	Sample Point	Date	Result
Uranium 238	Bq/L	DG_A_I_PZ_GW04A	14/09/2023	<0.005
Uranium 238	Bq/L	DG_A_I_PZ_BW45B	14/09/2023	0.37
Uranium 238	Bq/L	DG_A_I_PZ_GW03	10/10/2023	0.002
Uranium 238	Bq/L	DG_A_I_PZ_GW02	10/10/2023	<0.001
Uranium 238	Bq/L	DG_A_I_PZ_GW01	10/10/2023	0.035
Uranium 238	Bq/L	DG_A_I_PZ_GW04A	11/10/2023	<0.001
Uranium 238	Bq/L	DG_A_I_PZ_GW06	11/10/2023	0.017
Uranium 238	Bq/L	DG_A_I_PZ_GW03	23/11/2023	0.002
Uranium 238	Bq/L	DG_A_I_PZ_GW02	28/11/2023	<0.001
Uranium 238	Bq/L	DG_A_I_PZ_GW01	28/11/2023	0.025
Uranium 238	Bq/L	DG_A_I_PZ_GW04A	28/11/2023	<0.001
Uranium 238	Bq/L	DG_A_I_PZ_GW04A	19/12/2023	<0.001
Uranium 238	Bq/L	DG_A_I_PZ_GW01	19/12/2023	0.024
Uranium 238	Bq/L	DG_A_I_PZ_GW02	19/12/2023	<0.001
Uranium 238	Bq/L	DG_A_I_PZ_GW03	19/12/2023	0.002
Zinc (Total)	mg/L	DG_A_I_PZ_GW03	17/01/2023	0.010
Zinc (Total)	mg/L	DG_A_I_PZ_GW02	17/01/2023	0.002
Zinc (Total)	mg/L	DG_A_I_PZ_GW04	18/01/2023	0.047
Zinc (Total)	mg/L	DG_A_I_PZ_GW04A	18/01/2023	0.052
Zinc (Total)	mg/L	DG_A_I_PZ_BW50	19/01/2023	0.010
Zinc (Total)	mg/L	DG_A_I_PZ_GW07	19/01/2023	0.23
Zinc (Total)	mg/L	DG_A_I_PZ_BW05	19/01/2023	0.006
Zinc (Total)	mg/L	DG_A_I_PZ_IWB6	23/01/2023	0.006
Zinc (Total)	mg/L	DG_A_I_PZ_IWB2	23/01/2023	0.006
Zinc (Total)	mg/L	DG_A_I_PZ_BW28A	23/01/2023	1.2
Zinc (Total)	mg/L	DG_A_I_PZ_BW36A	24/01/2023	0.032
Zinc (Total)	mg/L	DG_A_I_PZ_WRK302	13/02/2023	0.010
Zinc (Total)	mg/L	DG_A_I_PZ_GW06	13/02/2023	0.004
Zinc (Total)	mg/L	DG_A_I_PZ_GW08	13/02/2023	0.081
Zinc (Total)	mg/L	DG_A_I_PZ_WRK301	13/02/2023	0.014
Zinc (Total)	mg/L	DG_A_I_PZ_WRK300	14/02/2023	0.032
Zinc (Total)	mg/L	DG_A_I_PZ_GW01	14/02/2023	0.050
Zinc (Total)	mg/L	DG_A_I_PZ_BW45B	14/02/2023	0.11
Zinc (Total)	mg/L	DG_A_I_PZ_BW45B	18/03/2023	0.25
Zinc (Total)	mg/L	DG_A_I_PZ_BW45B	22/03/2023	0.24
Zinc (Total)	mg/L	DG_A_I_PZ_BW45B	18/04/2023	0.25
Zinc (Total)	mg/L	DG_A_I_PZ_BW45B	18/05/2023	0.23
Zinc (Total)	mg/L	DG_A_I_PZ_BW45B	8/06/2023	0.26
Zinc (Total)	mg/L	DG_A_I_PZ_GW03	12/07/2023	0.037
Zinc (Total)	mg/L	DG_A_I_PZ_GW02	12/07/2023	0.017
Zinc (Total)	mg/L	DG_A_I_PZ_GW01	12/07/2023	0.019
Zinc (Total)	mg/L	DG_A_I_PZ_BW05	12/07/2023	0.005
Zinc (Total)	mg/L	DG_A_I_PZ_BW28A	13/07/2023	0.024
Zinc (Total)	mg/L	DG_A_I_PZ_BW45B	17/07/2023	0.26
Zinc (Total)	mg/L	DG_A_I_PZ_GW04	17/07/2023	0.056
Zinc (Total)	mg/L	DG_A_I_PZ_GW04A	18/07/2023	0.092
Zinc (Total)	mg/L	DG_A_I_PZ_BW36A	18/07/2023	0.036
Zinc (Total)	mg/L	DG_A_I_PZ_WRK300	19/07/2023	0.049
Zinc (Total)	mg/L	DG_A_I_PZ_BW50	20/07/2023	0.007
Zinc (Total)	mg/L	DG_A_I_PZ_WRK302	20/07/2023	0.017
Zinc (Total)	mg/L	DG_A_I_PZ_GW06	20/07/2023	0.026
Zinc (Total)	mg/L	DG_A_I_PZ_BW45B	24/08/2023	0.17
Zinc (Total)	mg/L	DG_A_I_PZ_IWB2	4/09/2023	0.011
Zinc (Total)	mg/L	DG_A_I_PZ_IWB6	4/09/2023	0.015
Zinc (Total)	mg/L	DG_A_I_PZ_GW07	5/09/2023	0.012
Zinc (Total)	mg/L	DG_A_I_PZ_BW45B	14/09/2023	0.43
Zinc (Total)	mg/L	DG_A_I_PZ_GW08	11/10/2023	0.019

Appendix C: Monitoring Data (Field) – Groundwater

Variable	Unit	Sample Point	Date	Result
Dissolved Oxygen	%	DG A PZ GW03	17/01/2023	40
Dissolved Oxygen	%	DG A PZ GW02	17/01/2023	0
Dissolved Oxygen	%	DG A PZ GW04	18/01/2023	60
Dissolved Oxygen	%	DG A PZ GW04A	18/01/2023	2
Dissolved Oxygen	%	DG A PZ BW50	19/01/2023	15
Dissolved Oxygen	%	DG A PZ GW07	19/01/2023	85
Dissolved Oxygen	%	DG A PZ BW05	19/01/2023	0
Dissolved Oxygen	%	DG A PZ IWB6	23/01/2023	21
Dissolved Oxygen	%	DG A PZ IWB2	23/01/2023	0
Dissolved Oxygen	%	DG A PZ BW28A	23/01/2023	0
Dissolved Oxygen	%	DG A PZ BW36A	24/01/2023	5
Dissolved Oxygen	%	DG A PZ WRK302	13/02/2023	59
Dissolved Oxygen	%	DG A PZ GW06	13/02/2023	85
Dissolved Oxygen	%	DG A PZ GW08	13/02/2023	65
Dissolved Oxygen	%	DG A PZ WRK301	13/02/2023	9
Dissolved Oxygen	%	DG A PZ WRK300	14/02/2023	65
Dissolved Oxygen	%	DG A PZ GW01	14/02/2023	71
Dissolved Oxygen	%	DG A PZ BW45B	14/02/2023	43
Dissolved Oxygen	%	DG A PZ GW04A	22/02/2023	13
Dissolved Oxygen	%	DG A PZ GW01	22/02/2023	60
Dissolved Oxygen	%	DG A PZ GW03	22/02/2023	46
Dissolved Oxygen	%	DG A PZ GW02	22/02/2023	3
Dissolved Oxygen	%	DG A PZ GW04A	21/03/2023	58
Dissolved Oxygen	%	DG A PZ GW03	21/03/2023	35
Dissolved Oxygen	%	DG A PZ GW02	21/03/2023	1
Dissolved Oxygen	%	DG A PZ GW01	22/03/2023	69
Dissolved Oxygen	%	DG A PZ BW45B	22/03/2023	49
Dissolved Oxygen	%	DG A PZ GW03	9/05/2023	12
Dissolved Oxygen	%	DG A PZ GW01	18/05/2023	32
Dissolved Oxygen	%	DG A PZ BW45B	18/05/2023	22
Dissolved Oxygen	%	DG A PZ GW04A	25/05/2023	27
Dissolved Oxygen	%	DG A PZ GW02	25/05/2023	12
Dissolved Oxygen	%	DG A PZ BW45B	8/06/2023	10
Dissolved Oxygen	%	DG A PZ GW01	8/06/2023	39
Dissolved Oxygen	%	DG A PZ GW03	15/06/2023	19
Dissolved Oxygen	%	DG A PZ GW02	15/06/2023	2
Dissolved Oxygen	%	DG A PZ GW04A	27/06/2023	11
Dissolved Oxygen	%	DG A PZ GW03	12/07/2023	18
Dissolved Oxygen	%	DG A PZ GW02	12/07/2023	0
Dissolved Oxygen	%	DG A PZ GW01	12/07/2023	68
Dissolved Oxygen	%	DG A PZ BW05	12/07/2023	0
Dissolved Oxygen	%	DG A PZ BW28A	13/07/2023	0
Dissolved Oxygen	%	DG A PZ BW45B	17/07/2023	27
Dissolved Oxygen	%	DG A PZ GW04	17/07/2023	71
Dissolved Oxygen	%	DG A PZ GW04A	18/07/2023	5
Dissolved Oxygen	%	DG A PZ BW36A	18/07/2023	2
Dissolved Oxygen	%	DG A PZ WRK300	19/07/2023	47
Dissolved Oxygen	%	DG A PZ BW50	20/07/2023	35
Dissolved Oxygen	%	DG A PZ WRK302	20/07/2023	54
Dissolved Oxygen	%	DG A PZ GW06	20/07/2023	66
Dissolved Oxygen	%	DG A PZ GW03	22/08/2023	16
Dissolved Oxygen	%	DG A PZ GW02	22/08/2023	6
Dissolved Oxygen	%	DG A PZ GW01	23/08/2023	67
Dissolved Oxygen	%	DG A PZ GW04A	24/08/2023	15
Dissolved Oxygen	%	DG A PZ BW45B	24/08/2023	27
Dissolved Oxygen	%	DG A PZ IWB2	4/09/2023	0
Dissolved Oxygen	%	DG A PZ IWB6	4/09/2023	38
Dissolved Oxygen	%	DG A PZ GW07	5/09/2023	88
Dissolved Oxygen	%	DG A PZ GW03	12/09/2023	12
Dissolved Oxygen	%	DG A PZ GW02	12/09/2023	2
Dissolved Oxygen	%	DG A PZ GW01	12/09/2023	68
Dissolved Oxygen	%	DG A PZ GW04A	14/09/2023	18
Dissolved Oxygen	%	DG A PZ BW45B	14/09/2023	32
Dissolved Oxygen	%	DG A PZ GW03	10/10/2023	14
Dissolved Oxygen	%	DG A PZ GW02	10/10/2023	1
Dissolved Oxygen	%	DG A PZ GW01	10/10/2023	69
Dissolved Oxygen	%	DG A PZ GW04A	11/10/2023	29

Variable	Unit	Sample Point	Date	Result
Dissolved Oxygen	%	DG A PZ GW08	11/10/2023	53
Dissolved Oxygen	%	DG A PZ GW03	23/11/2023	2
Dissolved Oxygen	%	DG A PZ GW02	28/11/2023	1
Dissolved Oxygen	%	DG A PZ GW01	28/11/2023	52
Dissolved Oxygen	%	DG A PZ GW04A	28/11/2023	47
Dissolved Oxygen	%	DG A PZ GW04A	19/12/2023	42
Dissolved Oxygen	%	DG A PZ GW01	19/12/2023	44
Dissolved Oxygen	%	DG A PZ GW02	19/12/2023	1
Dissolved Oxygen	%	DG A PZ GW03	19/12/2023	9
Dissolved Oxygen	%	DG A PZ GW04A	14/09/2023	18
Dissolved Oxygen	%	DG A PZ BW45B	14/09/2023	32
Dissolved Oxygen	%	DG A PZ GW03	10/10/2023	14
Dissolved Oxygen	%	DG A PZ GW02	10/10/2023	1
Dissolved Oxygen	%	DG A PZ GW01	10/10/2023	69
Dissolved Oxygen	%	DG A PZ GW04A	11/10/2023	29
Dissolved Oxygen	%	DG A PZ GW08	11/10/2023	53
Dissolved Oxygen	%	DG A PZ GW03	23/11/2023	2
Dissolved Oxygen	%	DG A PZ GW02	28/11/2023	1
Dissolved Oxygen	%	DG A PZ GW01	28/11/2023	52
Dissolved Oxygen	%	DG A PZ GW04A	28/11/2023	47
Dissolved Oxygen	%	DG A PZ GW04A	19/12/2023	42
Dissolved Oxygen	%	DG A PZ GW01	19/12/2023	44
Dissolved Oxygen	%	DG A PZ GW02	19/12/2023	1
Dissolved Oxygen	%	DG A PZ GW03	19/12/2023	9
Electrical Conductivity	µS/cm	DG A PZ GW03	17/01/2023	11058
Electrical Conductivity	µS/cm	DG A PZ GW02	17/01/2023	6290
Electrical Conductivity	µS/cm	DG A PZ GW04	18/01/2023	8655
Electrical Conductivity	µS/cm	DG A PZ GW04A	18/01/2023	5461
Electrical Conductivity	µS/cm	DG A PZ BW50	19/01/2023	8010
Electrical Conductivity	µS/cm	DG A PZ GW07	19/01/2023	18287
Electrical Conductivity	µS/cm	DG A PZ BW05	19/01/2023	26578
Electrical Conductivity	µS/cm	DG A PZ IWB6	23/01/2023	1751
Electrical Conductivity	µS/cm	DG A PZ IWB2	23/01/2023	3793
Electrical Conductivity	µS/cm	DG A PZ BW28A	23/01/2023	21796
Electrical Conductivity	µS/cm	DG A PZ BW36A	24/01/2023	9784
Electrical Conductivity	µS/cm	DG A PZ WRK302	13/02/2023	19387
Electrical Conductivity	µS/cm	DG A PZ GW06	13/02/2023	20840
Electrical Conductivity	µS/cm	DG A PZ GW08	13/02/2023	21015
Electrical Conductivity	µS/cm	DG A PZ WRK301	13/02/2023	6411
Electrical Conductivity	µS/cm	DG A PZ WRK300	14/02/2023	5912
Electrical Conductivity	µS/cm	DG A PZ GW01	14/02/2023	11465
Electrical Conductivity	µS/cm	DG A PZ BW45B	14/02/2023	18045
Electrical Conductivity	µS/cm	DG A PZ GW04A	22/02/2023	7109
Electrical Conductivity	µS/cm	DG A PZ GW01	22/02/2023	11090
Electrical Conductivity	µS/cm	DG A PZ GW03	22/02/2023	10807
Electrical Conductivity	µS/cm	DG A PZ GW02	22/02/2023	5205
Electrical Conductivity	µS/cm	DG A PZ BW45B	18/03/2023	17838
Electrical Conductivity	µS/cm	DG A PZ GW04A	21/03/2023	7892
Electrical Conductivity	µS/cm	DG A PZ GW03	21/03/2023	11110
Electrical Conductivity	µS/cm	DG A PZ GW02	21/03/2023	5382
Electrical Conductivity	µS/cm	DG A PZ GW01	22/03/2023	11412
Electrical Conductivity	µS/cm	DG A PZ BW45B	22/03/2023	18098
Electrical Conductivity	µS/cm	DG A PZ BW45B	18/04/2023	17838
Electrical Conductivity	µS/cm	DG A PZ GW04A	18/04/2023	5168
Electrical Conductivity	µS/cm	DG A PZ GW01	18/04/2023	11220
Electrical Conductivity	µS/cm	DG A PZ GW02	18/04/2023	4945
Electrical Conductivity	µS/cm	DG A PZ GW03	19/04/2023	11019
Electrical Conductivity	µS/cm	DG A PZ GW03	09/05/2023	11105
Electrical Conductivity	µS/cm	DG A PZ GW01	18/05/2023	11395
Electrical Conductivity	µS/cm	DG A PZ BW45B	18/05/2023	18072
Electrical Conductivity	µS/cm	DG A PZ GW04A	25/05/2023	7275
Electrical Conductivity	µS/cm	DG A PZ GW02	25/05/2023	5574
Electrical Conductivity	µS/cm	DG A PZ BW45B	08/06/2023	17335
Electrical Conductivity	µS/cm	DG A PZ GW01	08/06/2023	10863
Electrical Conductivity	µS/cm	DG A PZ GW03	15/06/2023	10813
Electrical Conductivity	µS/cm	DG A PZ GW02	15/06/2023	6342
Electrical Conductivity	µS/cm	DG A PZ GW04A	27/06/2023	6858
Electrical Conductivity	µS/cm	DG A PZ GW03	12/07/2023	10777
Electrical Conductivity	µS/cm	DG A PZ GW02	12/07/2023	6101
Electrical Conductivity	µS/cm	DG A PZ GW01	12/07/2023	10712

Variable	Unit	Sample Point	Date	Result
Electrical Conductivity	µS/cm	DG A PZ BW05	12/07/2023	26555
Electrical Conductivity	µS/cm	DG A PZ BW28A	13/07/2023	21131
Electrical Conductivity	µS/cm	DG A PZ BW45B	17/07/2023	17367
Electrical Conductivity	µS/cm	DG A PZ GW04	17/07/2023	8748
Electrical Conductivity	µS/cm	DG A PZ GW04A	18/07/2023	6275
Electrical Conductivity	µS/cm	DG A PZ BW36A	18/07/2023	9269
Electrical Conductivity	µS/cm	DG A PZ WRK300	19/07/2023	5752
Electrical Conductivity	µS/cm	DG A PZ BW50	20/07/2023	7693
Electrical Conductivity	µS/cm	DG A PZ WRK302	20/07/2023	19003
Electrical Conductivity	µS/cm	DG A PZ GW06	20/07/2023	20236
Electrical Conductivity	µS/cm	DG A PZ GW03	22/08/2023	10999
Electrical Conductivity	µS/cm	DG A PZ GW02	22/08/2023	6170
Electrical Conductivity	µS/cm	DG A PZ GW01	23/08/2023	10850
Electrical Conductivity	µS/cm	DG A PZ GW04A	24/08/2023	5050
Electrical Conductivity	µS/cm	DG A PZ BW45B	24/08/2023	17489
Electrical Conductivity	µS/cm	DG A PZ IWB2	04/09/2023	3594
Electrical Conductivity	µS/cm	DG A PZ IWB6	04/09/2023	1748
Electrical Conductivity	µS/cm	DG A PZ GW07	05/09/2023	17773
Electrical Conductivity	µS/cm	DG A PZ GW03	12/09/2023	10920
Electrical Conductivity	µS/cm	DG A PZ GW02	12/09/2023	5947
Electrical Conductivity	µS/cm	DG A PZ GW01	12/09/2023	10646
Electrical Conductivity	µS/cm	DG A PZ GW04A	14/09/2023	7165
Electrical Conductivity	µS/cm	DG A PZ BW45B	14/09/2023	17320
Electrical Conductivity	µS/cm	DG A PZ GW03	10/10/2023	10979
Electrical Conductivity	µS/cm	DG A PZ GW02	10/10/2023	5709
Electrical Conductivity	µS/cm	DG A PZ GW01	10/10/2023	10872
Electrical Conductivity	µS/cm	DG A PZ GW04A	11/10/2023	7409
Electrical Conductivity	µS/cm	DG A PZ GW08	11/10/2023	20501
Electrical Conductivity	µS/cm	DG A PZ GW03	23/11/2023	10872
Electrical Conductivity	µS/cm	DG A PZ GW02	28/11/2023	5173
Electrical Conductivity	µS/cm	DG A PZ GW01	28/11/2023	10959
Electrical Conductivity	µS/cm	DG A PZ GW04A	28/11/2023	7416
Electrical Conductivity	µS/cm	DG A PZ GW04A	19/12/2023	7203
Electrical Conductivity	µS/cm	DG A PZ GW01	19/12/2023	10954
Electrical Conductivity	µS/cm	DG A PZ GW02	19/12/2023	4908
Electrical Conductivity	µS/cm	DG A PZ GW03	19/12/2023	10837
Electrical Conductivity	µS/cm	DG A PZ GW03	17/01/2023	11058
pH	pH units	DG A PZ GW03	17/01/2023	5.96
pH	pH units	DG A PZ GW02	17/01/2023	5.40
pH	pH units	DG A PZ GW04	18/01/2023	5.57
pH	pH units	DG A PZ GW04A	18/01/2023	6.16
pH	pH units	DG A PZ BW50	19/01/2023	6.82
pH	pH units	DG A PZ GW07	19/01/2023	6.02
pH	pH units	DG A PZ BW05	19/01/2023	6.82
pH	pH units	DG A PZ IWB6	23/01/2023	5.20
pH	pH units	DG A PZ IWB2	23/01/2023	5.38
pH	pH units	DG A PZ BW28A	23/01/2023	6.28
pH	pH units	DG A PZ BW36A	24/01/2023	6.32
pH	pH units	DG A PZ WRK302	13/02/2023	5.0
pH	pH units	DG A PZ GW06	13/02/2023	6.45
pH	pH units	DG A PZ GW08	13/02/2023	6.20
pH	pH units	DG A PZ WRK301	13/02/2023	7.44
pH	pH units	DG A PZ WRK300	14/02/2023	6.24
pH	pH units	DG A PZ GW01	14/02/2023	5.25
pH	pH units	DG A PZ BW45B	14/02/2023	3.95
pH	pH units	DG A PZ GW04A	22/02/2023	6.38
pH	pH units	DG A PZ GW01	22/02/2023	5.58
pH	pH units	DG A PZ GW03	22/02/2023	6.23
pH	pH units	DG A PZ GW02	22/02/2023	5.68
pH	pH units	DG A PZ BW45B	18/03/2023	4.31
pH	pH units	DG A PZ GW04A	21/03/2023	6.0
pH	pH units	DG A PZ GW03	21/03/2023	6.18
pH	pH units	DG A PZ GW02	21/03/2023	5.57
pH	pH units	DG A PZ GW01	22/03/2023	5.40
pH	pH units	DG A PZ BW45B	22/03/2023	4.07
pH	pH units	DG A PZ BW45B	18/04/2023	4.31
pH	pH units	DG A PZ GW04A	18/04/2023	6.53
pH	pH units	DG A PZ GW01	18/04/2023	5.49
pH	pH units	DG A PZ GW02	18/04/2023	5.6
pH	pH units	DG A PZ GW03	19/04/2023	6.6

Variable	Unit	Sample Point	Date	Result
pH	pH units	DG A PZ GW03	09/05/2023	6.52
pH	pH units	DG A PZ GW01	18/05/2023	5.40
pH	pH units	DG A PZ BW45B	18/05/2023	3.99
pH	pH units	DG A PZ GW04A	25/05/2023	5.80
pH	pH units	DG A PZ GW02	25/05/2023	5.51
pH	pH units	DG A PZ BW45B	08/06/2023	4.47
pH	pH units	DG A PZ GW01	08/06/2023	5.91
pH	pH units	DG A PZ GW03	15/06/2023	6.64
pH	pH units	DG A PZ GW02	15/06/2023	5.96
pH	pH units	DG A PZ GW04A	27/06/2023	6.48
pH	pH units	DG A PZ GW03	12/07/2023	5.95
pH	pH units	DG A PZ GW02	12/07/2023	5.27
pH	pH units	DG A PZ GW01	12/07/2023	4.91
pH	pH units	DG A PZ BW05	12/07/2023	6.48
pH	pH units	DG A PZ BW28A	13/07/2023	6.24
pH	pH units	DG A PZ BW45B	17/07/2023	3.73
pH	pH units	DG A PZ GW04	17/07/2023	5.49
pH	pH units	DG A PZ GW04A	18/07/2023	5.86
pH	pH units	DG A PZ BW36A	18/07/2023	6.14
pH	pH units	DG A PZ WRK300	19/07/2023	6.19
pH	pH units	DG A PZ BW50	20/07/2023	6.69
pH	pH units	DG A PZ WRK302	20/07/2023	5.66
pH	pH units	DG A PZ GW06	20/07/2023	6.30
pH	pH units	DG A PZ GW03	22/08/2023	6.16
pH	pH units	DG A PZ GW02	22/08/2023	5.52
pH	pH units	DG A PZ GW01	23/08/2023	5.18
pH	pH units	DG A PZ GW04A	24/08/2023	6.1
pH	pH units	DG A PZ BW45B	24/08/2023	4.03
pH	pH units	DG A PZ IWB2	04/09/2023	5.64
pH	pH units	DG A PZ IWB6	04/09/2023	5.43
pH	pH units	DG A PZ GW07	05/09/2023	6.29
pH	pH units	DG A PZ GW03	12/09/2023	6.32
pH	pH units	DG A PZ GW02	12/09/2023	5.71
pH	pH units	DG A PZ GW01	12/09/2023	5.32
pH	pH units	DG A PZ GW04A	14/09/2023	6.0
pH	pH units	DG A PZ BW45B	14/09/2023	4.21
pH	pH units	DG A PZ GW03	10/10/2023	5.87
pH	pH units	DG A PZ GW02	10/10/2023	5.28
pH	pH units	DG A PZ GW01	10/10/2023	4.92
pH	pH units	DG A PZ GW04A	11/10/2023	5.78
pH	pH units	DG A PZ GW08	11/10/2023	6.12
pH	pH units	DG A PZ GW03	23/11/2023	6.07
pH	pH units	DG A PZ GW02	28/11/2023	5.70
pH	pH units	DG A PZ GW01	28/11/2023	5.21
pH	pH units	DG A PZ GW04A	28/11/2023	5.75
pH	pH units	DG A PZ GW04A	19/12/2023	5.79
pH	pH units	DG A PZ GW01	19/12/2023	5.20
pH	pH units	DG A PZ GW02	19/12/2023	5.45
pH	pH units	DG A PZ GW03	19/12/2023	6.0
Redox Potential (Eh)	mV	DG A PZ GW03	17/01/2023	459
Redox Potential (Eh)	mV	DG A PZ GW02	17/01/2023	680
Redox Potential (Eh)	mV	DG A PZ GW04	18/01/2023	317
Redox Potential (Eh)	mV	DG A PZ GW04A	18/01/2023	239
Redox Potential (Eh)	mV	DG A PZ BW50	19/01/2023	114
Redox Potential (Eh)	mV	DG A PZ GW07	19/01/2023	318
Redox Potential (Eh)	mV	DG A PZ BW05	19/01/2023	144
Redox Potential (Eh)	mV	DG A PZ IWB6	23/01/2023	387
Redox Potential (Eh)	mV	DG A PZ IWB2	23/01/2023	504
Redox Potential (Eh)	mV	DG A PZ BW28A	23/01/2023	264
Redox Potential (Eh)	mV	DG A PZ BW36A	24/01/2023	-58
Redox Potential (Eh)	mV	DG A PZ WRK302	13/02/2023	298
Redox Potential (Eh)	mV	DG A PZ GW06	13/02/2023	301
Redox Potential (Eh)	mV	DG A PZ GW08	13/02/2023	305
Redox Potential (Eh)	mV	DG A PZ WRK301	13/02/2023	246
Redox Potential (Eh)	mV	DG A PZ WRK300	14/02/2023	246
Redox Potential (Eh)	mV	DG A PZ GW01	14/02/2023	293
Redox Potential (Eh)	mV	DG A PZ BW45B	14/02/2023	344
Redox Potential (Eh)	mV	DG A PZ GW04A	22/02/2023	330
Redox Potential (Eh)	mV	DG A PZ GW01	22/02/2023	409
Redox Potential (Eh)	mV	DG A PZ GW03	22/02/2023	435

Variable	Unit	Sample Point	Date	Result
Redox Potential (Eh)	mV	DG A PZ GW02	22/02/2023	580
Redox Potential (Eh)	mV	DG A PZ BW45B	18/03/2023	352.7
Redox Potential (Eh)	mV	DG A PZ GW04A	21/03/2023	535
Redox Potential (Eh)	mV	DG A PZ GW03	21/03/2023	397
Redox Potential (Eh)	mV	DG A PZ GW02	21/03/2023	489
Redox Potential (Eh)	mV	DG A PZ GW01	22/03/2023	357
Redox Potential (Eh)	mV	DG A PZ BW45B	22/03/2023	387
Redox Potential (Eh)	mV	DG A PZ BW45B	18/04/2023	352.7
Redox Potential (Eh)	mV	DG A PZ GW04A	18/04/2023	200.5
Redox Potential (Eh)	mV	DG A PZ GW01	18/04/2023	353.6
Redox Potential (Eh)	mV	DG A PZ GW02	18/04/2023	326.8
Redox Potential (Eh)	mV	DG A PZ GW03	19/04/2023	244.7
Redox Potential (Eh)	mV	DG A PZ GW03	09/05/2023	470
Redox Potential (Eh)	mV	DG A PZ GW01	18/05/2023	370
Redox Potential (Eh)	mV	DG A PZ BW45B	18/05/2023	399
Redox Potential (Eh)	mV	DG A PZ GW04A	25/05/2023	353
Redox Potential (Eh)	mV	DG A PZ GW02	25/05/2023	390
Redox Potential (Eh)	mV	DG A PZ BW45B	08/06/2023	562
Redox Potential (Eh)	mV	DG A PZ GW01	08/06/2023	594
Redox Potential (Eh)	mV	DG A PZ GW03	15/06/2023	274
Redox Potential (Eh)	mV	DG A PZ GW02	15/06/2023	350
Redox Potential (Eh)	mV	DG A PZ GW04A	27/06/2023	226
Redox Potential (Eh)	mV	DG A PZ GW03	12/07/2023	294
Redox Potential (Eh)	mV	DG A PZ GW02	12/07/2023	455
Redox Potential (Eh)	mV	DG A PZ GW01	12/07/2023	280
Redox Potential (Eh)	mV	DG A PZ BW05	12/07/2023	160
Redox Potential (Eh)	mV	DG A PZ BW28A	13/07/2023	157
Redox Potential (Eh)	mV	DG A PZ BW45B	17/07/2023	438
Redox Potential (Eh)	mV	DG A PZ GW04	17/07/2023	331
Redox Potential (Eh)	mV	DG A PZ GW04A	18/07/2023	341
Redox Potential (Eh)	mV	DG A PZ BW36A	18/07/2023	176
Redox Potential (Eh)	mV	DG A PZ WRK300	19/07/2023	378
Redox Potential (Eh)	mV	DG A PZ BW50	20/07/2023	109
Redox Potential (Eh)	mV	DG A PZ WRK302	20/07/2023	301
Redox Potential (Eh)	mV	DG A PZ GW06	20/07/2023	288
Redox Potential (Eh)	mV	DG A PZ GW03	22/08/2023	380
Redox Potential (Eh)	mV	DG A PZ GW02	22/08/2023	380
Redox Potential (Eh)	mV	DG A PZ GW01	23/08/2023	451
Redox Potential (Eh)	mV	DG A PZ GW04A	24/08/2023	345
Redox Potential (Eh)	mV	DG A PZ BW45B	24/08/2023	388
Redox Potential (Eh)	mV	DG A PZ IWB2	04/09/2023	335
Redox Potential (Eh)	mV	DG A PZ IWB6	04/09/2023	510
Redox Potential (Eh)	mV	DG A PZ GW07	05/09/2023	382
Redox Potential (Eh)	mV	DG A PZ GW03	12/09/2023	480
Redox Potential (Eh)	mV	DG A PZ GW02	12/09/2023	630
Redox Potential (Eh)	mV	DG A PZ GW01	12/09/2023	490
Redox Potential (Eh)	mV	DG A PZ GW04A	14/09/2023	327
Redox Potential (Eh)	mV	DG A PZ BW45B	14/09/2023	330
Redox Potential (Eh)	mV	DG A PZ GW03	10/10/2023	430
Redox Potential (Eh)	mV	DG A PZ GW02	10/10/2023	590
Redox Potential (Eh)	mV	DG A PZ GW04A	11/10/2023	250
Redox Potential (Eh)	mV	DG A PZ GW08	11/10/2023	284
Redox Potential (Eh)	mV	DG A PZ GW03	23/11/2023	238
Redox Potential (Eh)	mV	DG A PZ GW02	28/11/2023	496
Redox Potential (Eh)	mV	DG A PZ GW01	28/11/2023	679
Redox Potential (Eh)	mV	DG A PZ GW04A	28/11/2023	639
Redox Potential (Eh)	mV	DG A PZ GW04A	19/12/2023	358
Redox Potential (Eh)	mV	DG A PZ GW01	19/12/2023	230
Redox Potential (Eh)	mV	DG A PZ GW02	19/12/2023	154
Redox Potential (Eh)	mV	DG A PZ GW03	19/12/2023	156
Standing Water Level (m BTOC)	m	DG A PZ GW03	17/01/2023	9.98
Standing Water Level (m BTOC)	m	DG A PZ GW02	17/01/2023	15.91
Standing Water Level (m BTOC)	m	DG A PZ GW04	18/01/2023	23.97
Standing Water Level (m BTOC)	m	DG A PZ GW04A	18/01/2023	24.38
Standing Water Level (m BTOC)	m	DG A PZ BW50	19/01/2023	10.60
Standing Water Level (m BTOC)	m	DG A PZ GW07	19/01/2023	16.25
Standing Water Level (m BTOC)	m	DG A PZ BW05	19/01/2023	5.26
Standing Water Level (m BTOC)	m	DG A PZ IWB6	23/01/2023	1.69
Standing Water Level (m BTOC)	m	DG A PZ IWB2	23/01/2023	12.21
Standing Water Level (m BTOC)	m	DG A PZ BW28A	23/01/2023	4.58

Variable	Unit	Sample Point	Date	Result
Standing Water Level (m BTOC)	m	DG A PZ BW36A	24/01/2023	26.27
Standing Water Level (m BTOC)	m	DG A PZ WRK302	13/02/2023	13.44
Standing Water Level (m BTOC)	m	DG A PZ GW06	13/02/2023	13.02
Standing Water Level (m BTOC)	m	DG A PZ GW08	13/02/2023	13.42
Standing Water Level (m BTOC)	m	DG A PZ WRK301	13/02/2023	18.40
Standing Water Level (m BTOC)	m	DG A PZ WRK300	14/02/2023	24.17
Standing Water Level (m BTOC)	m	DG A PZ GW01	14/02/2023	19.01
Standing Water Level (m BTOC)	m	DG A PZ BW45B	14/02/2023	19.68
Standing Water Level (m BTOC)	m	DG A PZ GW04A	22/02/2023	24.37
Standing Water Level (m BTOC)	m	DG A PZ GW01	22/02/2023	19.06
Standing Water Level (m BTOC)	m	DG A PZ GW03	22/02/2023	10.04
Standing Water Level (m BTOC)	m	DG A PZ GW02	22/02/2023	15.87
Standing Water Level (m BTOC)	m	DG A PZ BW45B	18/03/2023	19.63
Standing Water Level (m BTOC)	m	DG A PZ GW04A	21/03/2023	24.50
Standing Water Level (m BTOC)	m	DG A PZ GW03	21/03/2023	9.99
Standing Water Level (m BTOC)	m	DG A PZ GW02	21/03/2023	15.8
Standing Water Level (m BTOC)	m	DG A PZ GW01	22/03/2023	19.01
Standing Water Level (m BTOC)	m	DG A PZ BW45B	22/03/2023	19.60
Standing Water Level (m BTOC)	m	DG A PZ BW45B	18/04/2023	19.63
Standing Water Level (m BTOC)	m	DG A PZ GW04A	18/04/2023	24.38
Standing Water Level (m BTOC)	m	DG A PZ GW01	18/04/2023	18.56
Standing Water Level (m BTOC)	m	DG A PZ GW02	18/04/2023	15.95
Standing Water Level (m BTOC)	m	DG A PZ GW03	19/04/2023	11.02
Standing Water Level (m BTOC)	m	DG A PZ GW03	9/05/2023	10.87
Standing Water Level (m BTOC)	m	DG A PZ GW01	18/05/2023	18.72
Standing Water Level (m BTOC)	m	DG A PZ BW45B	18/05/2023	19.65
Standing Water Level (m BTOC)	m	DG A PZ GW04A	25/05/2023	24.44
Standing Water Level (m BTOC)	m	DG A PZ GW02	25/05/2023	15.81
Standing Water Level (m BTOC)	m	DG A PZ BW45B	8/06/2023	19.66
Standing Water Level (m BTOC)	m	DG A PZ GW01	8/06/2023	18.72
Standing Water Level (m BTOC)	m	DG A PZ GW03	15/06/2023	11.01
Standing Water Level (m BTOC)	m	DG A PZ GW02	15/06/2023	15.90
Standing Water Level (m BTOC)	m	DG A PZ GW04A	27/06/2023	24.44
Standing Water Level (m BTOC)	m	DG A PZ GW03	12/07/2023	10.93
Standing Water Level (m BTOC)	m	DG A PZ GW02	12/07/2023	15.89
Standing Water Level (m BTOC)	m	DG A PZ GW01	12/07/2023	18.68
Standing Water Level (m BTOC)	m	DG A PZ BW05	12/07/2023	5.29
Standing Water Level (m BTOC)	m	DG A PZ BW28A	13/07/2023	4.50
Standing Water Level (m BTOC)	m	DG A PZ BW45B	17/07/2023	19.62
Standing Water Level (m BTOC)	m	DG A PZ GW04	17/07/2023	23.95
Standing Water Level (m BTOC)	m	DG A PZ GW04A	18/07/2023	24.38
Standing Water Level (m BTOC)	m	DG A PZ BW36A	18/07/2023	26.29
Standing Water Level (m BTOC)	m	DG A PZ WRK300	19/07/2023	24.31
Standing Water Level (m BTOC)	m	DG A PZ BW50	20/07/2023	10.57
Standing Water Level (m BTOC)	m	DG A PZ WRK302	20/07/2023	13.45
Standing Water Level (m BTOC)	m	DG A PZ GW06	20/07/2023	13.11
Standing Water Level (m BTOC)	m	DG A PZ GW03	22/08/2023	10.98
Standing Water Level (m BTOC)	m	DG A PZ GW02	22/08/2023	15.86
Standing Water Level (m BTOC)	m	DG A PZ GW01	23/08/2023	18.62
Standing Water Level (m BTOC)	m	DG A PZ GW04A	24/08/2023	24.41
Standing Water Level (m BTOC)	m	DG A PZ BW45B	24/08/2023	19.69
Standing Water Level (m BTOC)	m	DG A PZ IWB2	4/09/2023	12.16
Standing Water Level (m BTOC)	m	DG A PZ IWB6	4/09/2023	1.55
Standing Water Level (m BTOC)	m	DG A PZ GW07	5/09/2023	16.30
Standing Water Level (m BTOC)	m	DG A PZ GW03	12/09/2023	10.88
Standing Water Level (m BTOC)	m	DG A PZ GW02	12/09/2023	15.91
Standing Water Level (m BTOC)	m	DG A PZ GW01	12/09/2023	18.65
Standing Water Level (m BTOC)	m	DG A PZ GW04A	14/09/2023	24.36
Standing Water Level (m BTOC)	m	DG A PZ BW45B	14/09/2023	19.62
Standing Water Level (m BTOC)	m	DG A PZ GW03	10/10/2023	10.91
Standing Water Level (m BTOC)	m	DG A PZ GW02	10/10/2023	15.87
Standing Water Level (m BTOC)	m	DG A PZ GW01	10/10/2023	18.60
Standing Water Level (m BTOC)	m	DG A PZ GW04A	11/10/2023	24.39
Standing Water Level (m BTOC)	m	DG A PZ GW08	11/10/2023	13.40
Standing Water Level (m BTOC)	m	DG A PZ GW03	23/11/2023	11.05
Standing Water Level (m BTOC)	m	DG A PZ GW02	28/11/2023	15.83
Standing Water Level (m BTOC)	m	DG A PZ GW01	28/11/2023	18.61
Standing Water Level (m BTOC)	m	DG A PZ GW04A	28/11/2023	24.34
Standing Water Level (m BTOC)	m	DG A PZ GW04A	19/12/2023	24.30
Standing Water Level (m BTOC)	m	DG A PZ GW01	19/12/2023	18.62

Variable	Unit	Sample Point	Date	Result
Standing Water Level (m BTOC)	m	DG A PZ GW02	19/12/2023	15.80
Standing Water Level (m BTOC)	m	DG A PZ GW03	19/12/2023	11.01
Temperature	°C	DG A PZ GW03	17/01/2023	20.8
Temperature	°C	DG A PZ GW02	17/01/2023	19.0
Temperature	°C	DG A PZ GW04	18/01/2023	17.2
Temperature	°C	DG A PZ GW04A	18/01/2023	17.5
Temperature	°C	DG A PZ BW50	19/01/2023	16.9
Temperature	°C	DG A PZ GW07	19/01/2023	18.4
Temperature	°C	DG A PZ BW05	19/01/2023	16.9
Temperature	°C	DG A PZ IWB6	23/01/2023	16.8
Temperature	°C	DG A PZ IWB2	23/01/2023	18.1
Temperature	°C	DG A PZ BW28A	23/01/2023	17.7
Temperature	°C	DG A PZ BW36A	24/01/2023	24.9
Temperature	°C	DG A PZ WRK302	13/02/2023	17.1
Temperature	°C	DG A PZ GW06	13/02/2023	17.7
Temperature	°C	DG A PZ GW08	13/02/2023	17.9
Temperature	°C	DG A PZ WRK301	13/02/2023	18.5
Temperature	°C	DG A PZ WRK300	14/02/2023	17.6
Temperature	°C	DG A PZ GW01	14/02/2023	17.6
Temperature	°C	DG A PZ BW45B	14/02/2023	18.2
Temperature	°C	DG A PZ GW04A	22/02/2023	18.2
Temperature	°C	DG A PZ GW01	22/02/2023	18.3
Temperature	°C	DG A PZ GW03	22/02/2023	20.0
Temperature	°C	DG A PZ GW02	22/02/2023	18.6
Temperature	°C	DG A PZ BW45B	18/03/2023	17.79
Temperature	°C	DG A PZ GW04A	21/03/2023	17.1
Temperature	°C	DG A PZ GW03	21/03/2023	18.7
Temperature	°C	DG A PZ GW02	21/03/2023	17.5
Temperature	°C	DG A PZ GW01	22/03/2023	17.3
Temperature	°C	DG A PZ BW45B	22/03/2023	17.9
Temperature	°C	DG A PZ BW45B	18/04/2023	17.79
Temperature	°C	DG A PZ GW04A	18/04/2023	17.63
Temperature	°C	DG A PZ GW01	18/04/2023	17.43
Temperature	°C	DG A PZ GW02	18/04/2023	18.28
Temperature	°C	DG A PZ GW03	19/04/2023	17.34
Temperature	°C	DG A PZ GW03	09/05/2023	17.2
Temperature	°C	DG A PZ GW01	18/05/2023	16.4
Temperature	°C	DG A PZ BW45B	18/05/2023	16.9
Temperature	°C	DG A PZ GW04A	25/05/2023	16.1
Temperature	°C	DG A PZ GW02	25/05/2023	16.7
Temperature	°C	DG A PZ BW45B	08/06/2023	16.3
Temperature	°C	DG A PZ GW01	08/06/2023	16.5
Temperature	°C	DG A PZ GW03	15/06/2023	17.4
Temperature	°C	DG A PZ GW02	15/06/2023	17.5
Temperature	°C	DG A PZ GW04A	27/06/2023	16.8
Temperature	°C	DG A PZ GW03	12/07/2023	17.6
Temperature	°C	DG A PZ GW02	12/07/2023	17.8
Temperature	°C	DG A PZ GW01	12/07/2023	17.4
Temperature	°C	DG A PZ BW05	12/07/2023	17.1
Temperature	°C	DG A PZ BW28A	13/07/2023	17.3
Temperature	°C	DG A PZ BW45B	17/07/2023	16.6
Temperature	°C	DG A PZ GW04	17/07/2023	17.2
Temperature	°C	DG A PZ GW04A	18/07/2023	15.5
Temperature	°C	DG A PZ BW36A	18/07/2023	15.5
Temperature	°C	DG A PZ WRK300	19/07/2023	15.7
Temperature	°C	DG A PZ BW50	20/07/2023	16.5
Temperature	°C	DG A PZ WRK302	20/07/2023	16.7
Temperature	°C	DG A PZ GW06	20/07/2023	11.5
Temperature	°C	DG A PZ GW03	22/08/2023	17.3
Temperature	°C	DG A PZ GW02	22/08/2023	17.4
Temperature	°C	DG A PZ GW01	23/08/2023	17.4
Temperature	°C	DG A PZ GW04A	24/08/2023	16.7
Temperature	°C	DG A PZ BW45B	24/08/2023	17.1
Temperature	°C	DG A PZ IWB2	04/09/2023	17.7
Temperature	°C	DG A PZ IWB6	04/09/2023	15.6
Temperature	°C	DG A PZ GW07	05/09/2023	18.1
Temperature	°C	DG A PZ GW03	12/09/2023	18.0
Temperature	°C	DG A PZ GW02	12/09/2023	17.6
Temperature	°C	DG A PZ GW01	12/09/2023	17.6
Temperature	°C	DG A PZ GW04A	14/09/2023	17.7

Variable	Unit	Sample Point	Date	Result
Temperature	°C	DG A PZ BW45B	14/09/2023	18.5
Temperature	°C	DG A PZ GW03	10/10/2023	17.9
Temperature	°C	DG A PZ GW02	10/10/2023	17.8
Temperature	°C	DG A PZ GW01	10/10/2023	17.5
Temperature	°C	DG A PZ GW04A	11/10/2023	17.7
Temperature	°C	DG A PZ GW08	11/10/2023	17.7
Temperature	°C	DG A PZ GW03	23/11/2023	19.9
Temperature	°C	DG A PZ GW02	28/11/2023	17.6
Temperature	°C	DG A PZ GW01	28/11/2023	17.5
Temperature	°C	DG A PZ GW04A	28/11/2023	18.6
Temperature	°C	DG A PZ GW04A	19/12/2023	17.0
Temperature	°C	DG A PZ GW01	19/12/2023	17.3
Temperature	°C	DG A PZ GW02	19/12/2023	18.3
Temperature	°C	DG A PZ GW03	19/12/2023	18.1

Appendix D: Duplicate and Blank Analytical Results – 2023

Sample Description			GW02	Blind	Relative Percent Difference (RPD)
Sample Collection Method			Received	Received	
Sample Taken Date			12/07/2023	12/07/2023	
Lab. Received Date			13/07/2023	13/07/2023	
Lab No.			EML-14306	EML-14309	
Analyte	Unit	Method			
Aluminium (Total)	mg/L	ECO-Metals	<0.01	<0.01	0
Arsenic (Total)	mg/L	ECO-Metals	<0.001	0.001	0
Cadmium (Total)	mg/L	ECO-Metals	<0.0002	<0.0002	0
Calcium	mg/L	Cations	19	17	11.11
Chloride	mg/L	Chloride	1900	1700	11.11
Chromium (Total)	mg/L	ECO-Metals	0.002	0.002	0.00
Cobalt (Total)	mg/L	ECO-Metals	0.016	0.015	6.45
Copper (Total)	mg/L	ECO-Metals	<0.001	0.001	0.00
Electrical Conductivity	uS/cm	Cond-M	6000	5900	1.68
Fluoride	mg/L	Fluoride	<0.1	<0.1	0.00
Lead (Total)	mg/L	ECO-Metals	<0.001	<0.001	0.00
Mercury (Total)	mg/L	ECO-Metals	<0.0001	<0.0001	0.00
Molybdenum (Total)	mg/L	ECO-Metals	<0.001	<0.001	0.00
Nickel (Total)	mg/L	ECO-Metals	0.005	0.005	0.00
Nitrate-Nitrogen	mg/L	ECO-Metals	5.5	5.3	3.7
Nitrite-Nitrogen	mg/L	Ton-HR-DA	0.013	0.012	8.0
pH		PH	5.7	5.7	0.00
Selenium (Total)	mg/L	ECO-Metals	0.003	0.003	0.00
Sodium	mg/L	Cations	970	1000	-3.04
Sulfate	mg/L	SO4	290	300	-3.38
Total Dissolved Solids	mg/L	1001G	3400	3400	0.00
Uranium (Total)	mg/L	ECO-Metals	<0.001	<0.001	0.00

Appendix E: 2023 GW COMPLIANCE BORE RESULTS

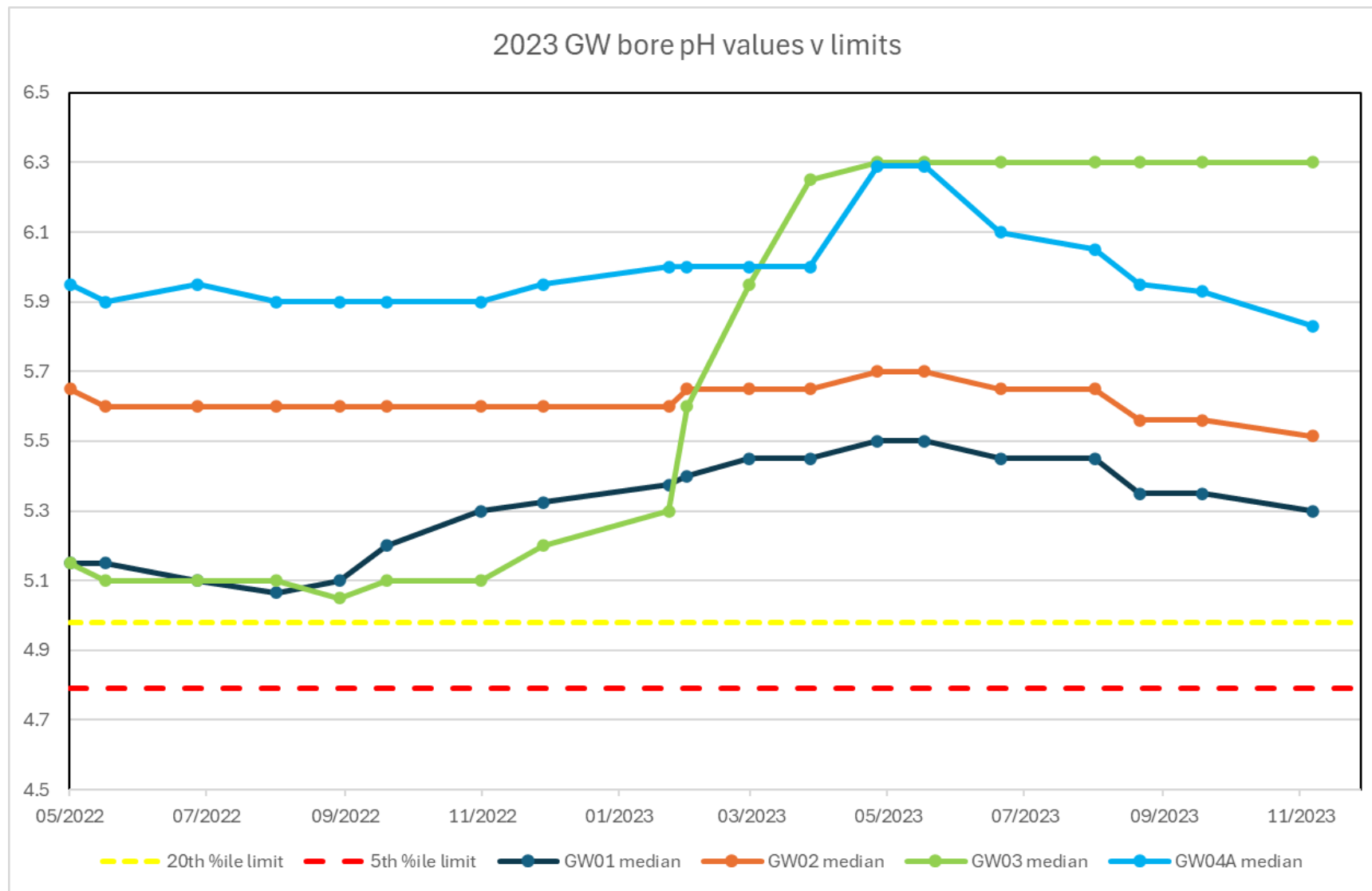


Figure 13. 2023 pH results vs limits for compliance bores.

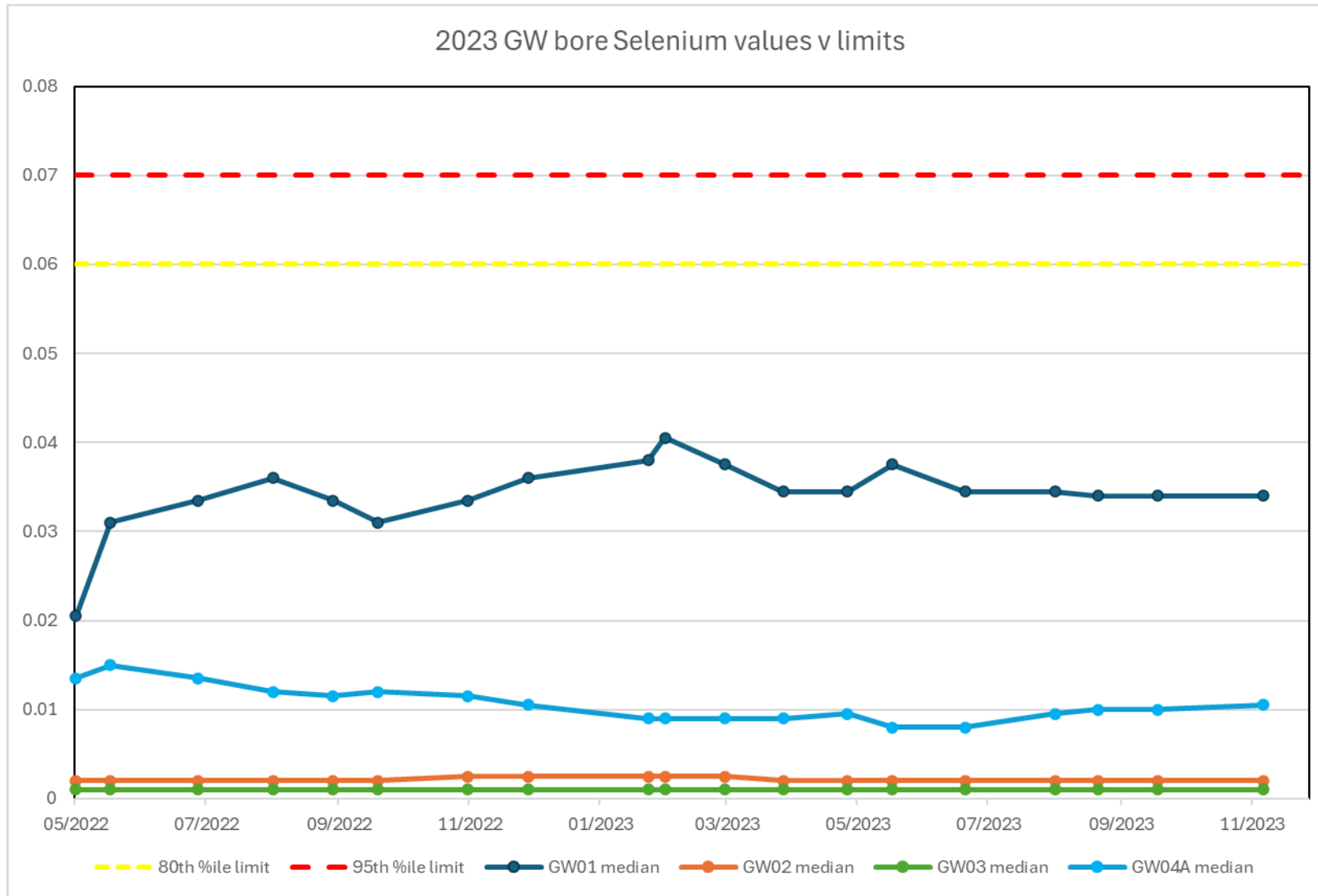


Figure 14. 2023 selenium results vs limits for compliance bores.

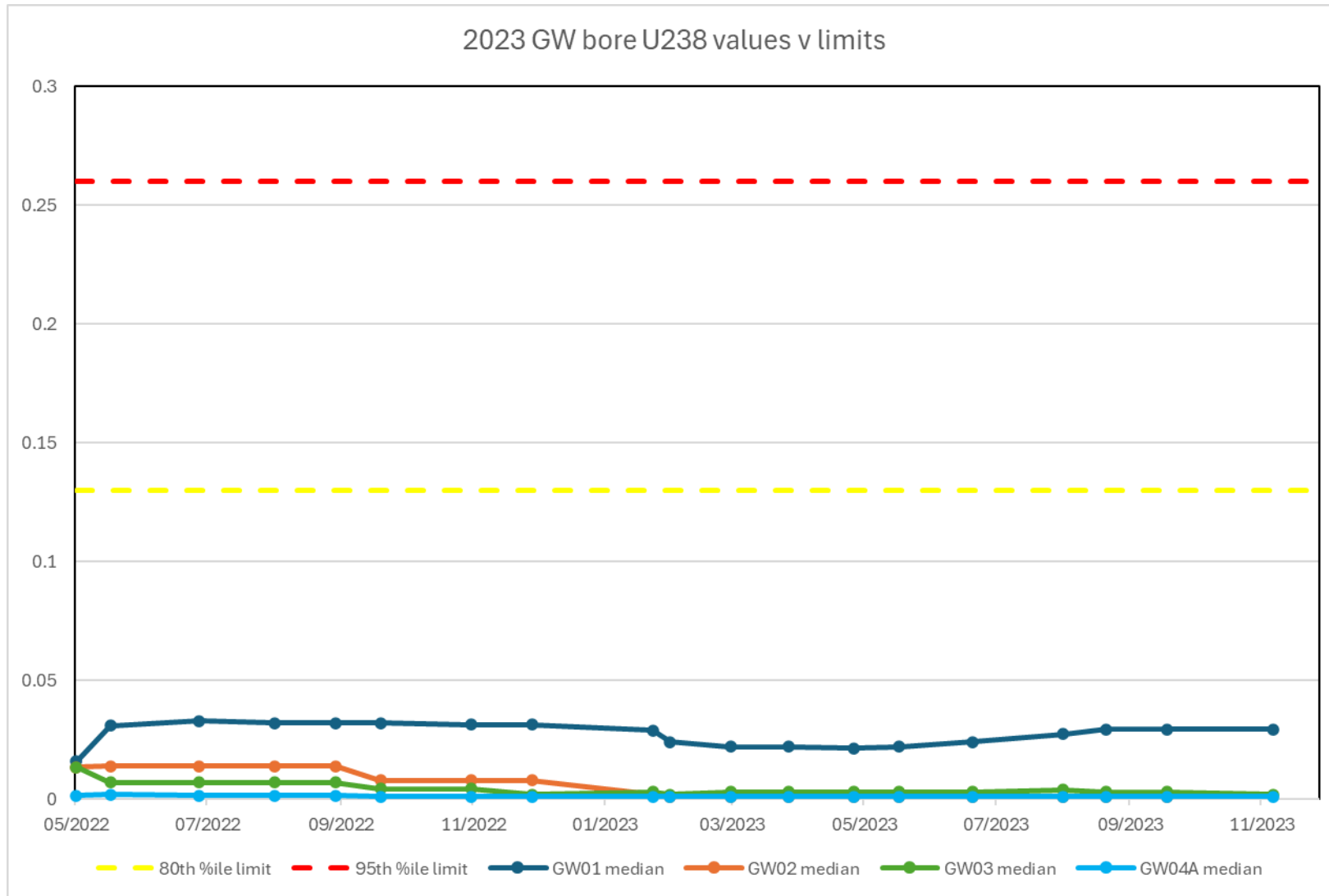


Figure 15. 2023 U238 results vs limits for compliance bores.

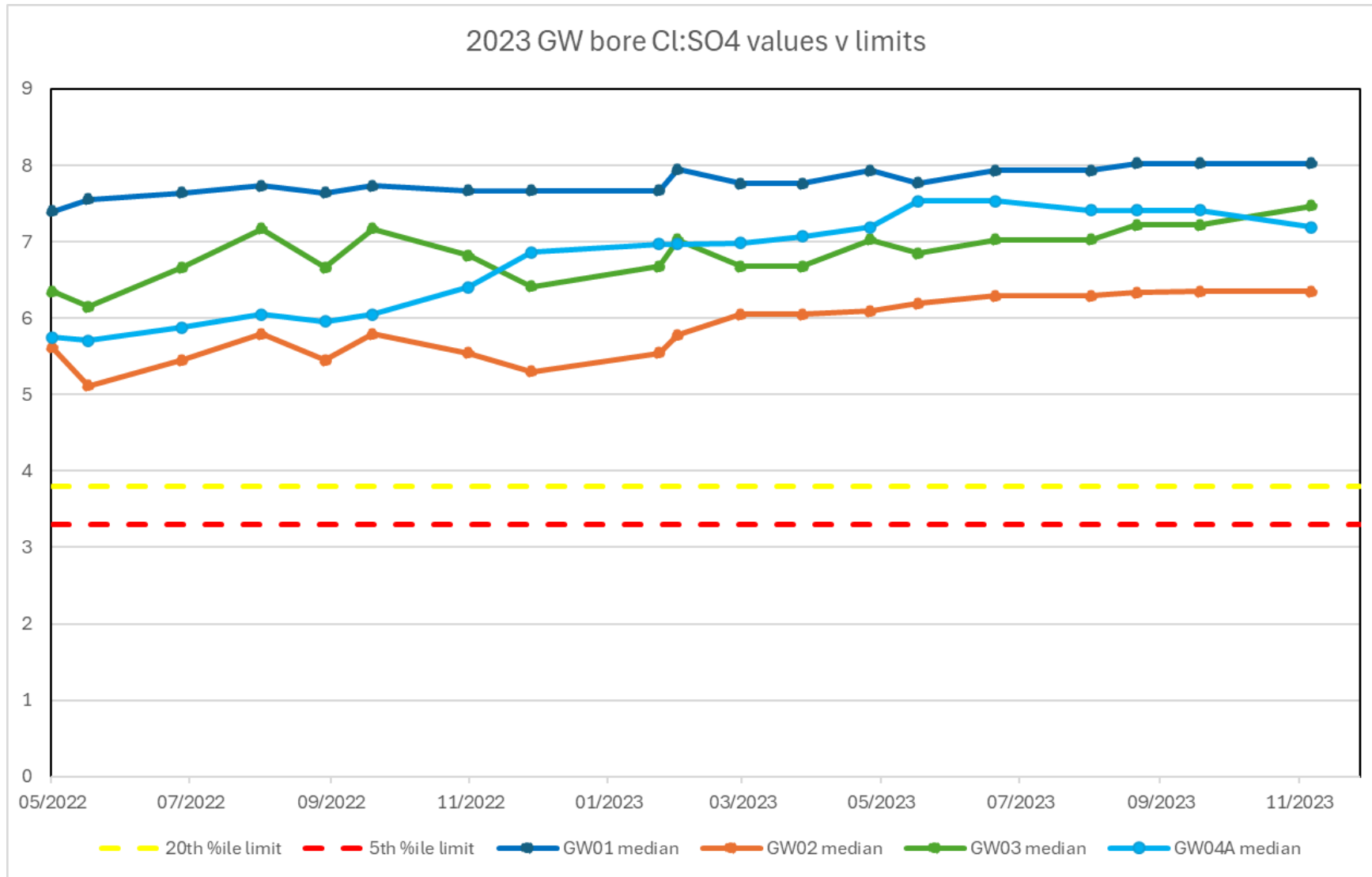


Figure 16. 2023 Cl:SO4 ionic ratio results vs limits for compliance bores.

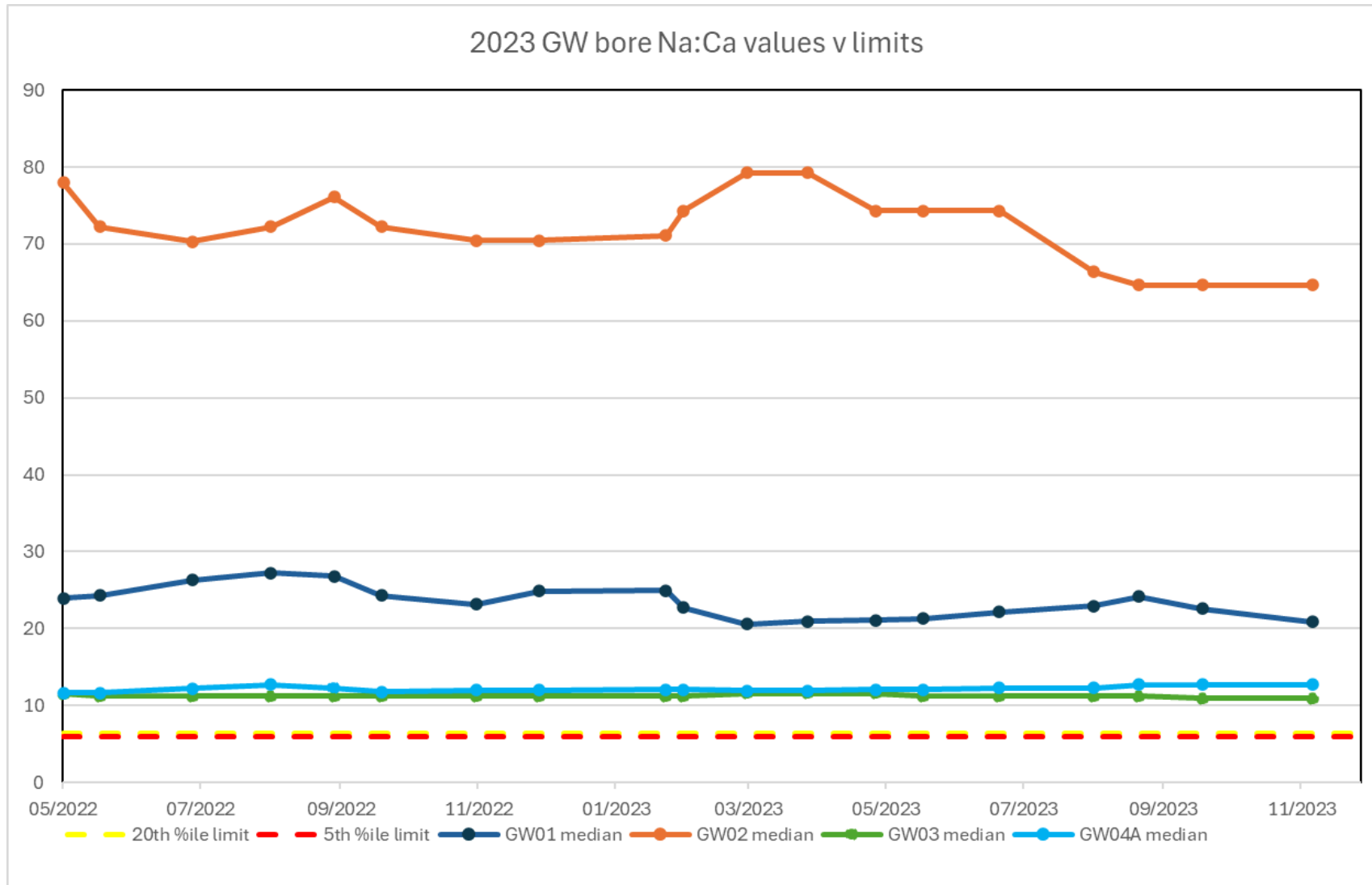


Figure 17. 2023 Na:Ca ionic ratio results vs limits for compliance bores.